

ADAC GT Masters

Lap Chart Race 2

Provisional



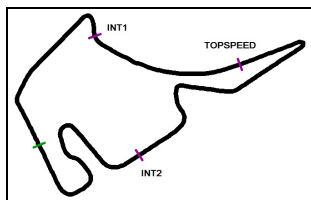
Hockenheimring, Length: 4574 m

Sunday, October 23, 2022 13:00:00

LapCha	1	2	3	4	5	6	7	8	9	10	11	12	13	14	15	16	17	18	19	20	21	22	23	24	25	26	27	28	29	30	31	32	33	34	35	36	37	38	39	40	41	42	43	44	45					
LAP 34	4	29	91	71	14	20	33	27	10	22	19	1	77	54																																				
LAP 35	4	29	71	91	14	20	33	27	10	22	19	1	77	54																																				
LAP 36	4	29	71	91	14	20	33	27	10	22	19	1	77	54																																				

.- PITSTOP ' -LAPBEHIND





ADAC GT Masters

Pit Stops Race 2

Provisional



Hockenheimring, Length: 4574m

Air temperature: 18.57°C

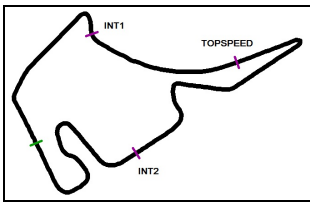
Track temperature: 26°C

Weather condition: Dry

DMSB Reg. Nr.: R-13003/22

Sunday, October 23, 2022 13:00:00

Nr	Driver in	Day time in	Time in	Driver out	Day time out	Time out	Reason	Nett Time
69	Markus Winkelhock	13:01:56.731	2:00.746				Technical	
8	Jan Marschalkowski	13:07:34.897	7:38.912	Jan Marschalkowski	13:08:45.800	8:49.815	Technical	1:10.903
8	Jan Marschalkowski	13:25:29.170	25:33.185	Jan Marschalkowski	13:26:34.729	26:38.744		1:05.559
1	Christopher Mies	13:25:42.572	25:46.587	Tim Zimmermann	13:26:47.883	26:51.898		1:05.311
48	Daniel Juncadella	13:25:45.749	25:49.764	Raffaele Marciello	13:26:51.048	26:55.063		1:05.299
33	Mattia Drudi	13:25:49.513	25:53.528	Thierry Vermeulen	13:26:54.792	26:58.807		1:05.279
19	Franck Perera	13:25:53.589	25:57.604	Franck Perera	13:26:58.662	27:02.677		1:05.073
22	Sven Müller	13:27:29.249	27:33.264	Joel Sturm	13:28:34.211	28:38.226		1:04.962
14	Mick Wishofer	13:29:07.137	29:11.152	Konsta Lappalainen	13:30:13.014	30:17.029		1:05.877
77	Frederic Vervisch	13:29:07.823	29:11.838	Frederic Vervisch	13:30:15.516	30:19.531		1:07.693
48	Raffaele Marciello	13:32:10.469	32:14.484					
71	Marco Mapelli	13:32:23.570	32:27.585	Maximilian Paul	13:33:29.449	33:33.464		1:05.879
84	Elias Seppänen	13:32:34.836	32:38.851	Frank Bird	13:33:41.091	33:45.106		1:06.255
4	Jules Gounon	13:33:54.458	33:58.473	Fabian Schiller	13:34:59.706	35:03.721		1:05.248
29	Ricardo Feller	13:33:55.899	33:59.914	Jusuf Owega	13:35:03.232	35:07.247		1:07.333
91	Ayhancan Güven	13:34:05.835	34:09.850	Ayhancan Güven	13:35:11.187	35:15.202		1:05.352
63	Jack Aitken	13:34:06.690	34:10.705	Albert Costa Balboa	13:35:13.096	35:17.111		1:06.406
27	Dennis Marschall	13:34:07.153	34:11.168	Kim-Luis Schramm	13:35:12.723	35:16.738		1:05.570
54	Norbert Siedler	13:34:09.651	34:13.666	Simon Reicher	13:35:14.744	35:18.759		1:05.093
20	Jesse Krohn	13:34:14.590	34:18.605	Jesse Krohn	13:35:20.141	35:24.156		1:05.551
10	Ben Green	13:34:21.043	34:25.058	Ben Green	13:35:26.356	35:30.371		1:05.313
63	Albert Costa Balboa	13:41:09.400	41:13.415				Technical	
54	Simon Reicher	13:49:16.247	49:20.262	Simon Reicher	13:49:38.688	49:42.703	Penalty	22.441



ADAC GT Masters

Sector List Race 2

Provisional



Hockenheimring, Length: 4574m

Air temperature: 18.57°C

Track temperature: 26°C

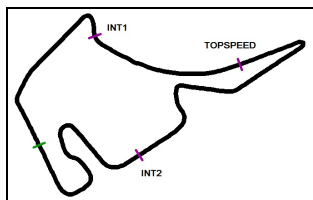
Weather condition: Dry

DMSB Reg. Nr.: R-13003/22

Sunday, October 23, 2022 13:00:00

Lap	Id	Time	SE1	SP1	SE2	SP2	SE3	SP3	TSP	Lap	Id	Time	SE1	SP1	SE2	SP2	SE3	SP3	TSP
84	Bird, GBR(#1) / Seppänen, FIN(#2)									theoretical besttime: 1:39.886									
1	2	1:51.742	28.413	146	50.649	186	32.680	200	255	14	2	1:41.555	21.870	157	47.021	191	32.664	200	259
2	2	1:49.154	22.206	155	47.116	175	39.832	161	256	15	2	1:40.772	22.027	155	46.702	192	32.043	200	255
3	2	2:02.601	25.162	155	55.958	152	41.481	200	138	16	2	1:40.670	21.850	156	46.654	193	32.166	201	255
4	2	1:42.031	21.949	155	47.013	191	33.069	201	257	17	2	1:40.541	21.734	156	46.641	193	32.166	201	255
5	2	1:40.549	21.778	154	46.627	192	32.144	202	257	18	2	1:40.601	21.710	156	46.745	193	32.146	201	256
6	2	1:40.932	21.740	156	46.805	193	32.387	200	257	19	2	1:45.770	21.659	157	46.694	193	37.417		255
7	2	1:40.809	21.823	155	46.832	192	32.154	201	258	20	1	2:42.025	1:22.171	154	46.890	189	32.964	201	254
8	2	1:40.773	21.764	155	46.737	191	32.272	200	257	21	1	1:40.405	21.844	152	46.736	190	31.825	202	254
9	2	1:40.574	21.696	156	46.665	192	32.213	201	256	22	1	1:40.878	21.792	153	47.035	188	32.051	203	254
10	2	1:40.461	21.603	156	46.655	192	32.203	201	255	23	1	1:41.006	21.975	153	46.801	192	32.230	201	255
11	2	1:40.365	21.781	154	46.477	193	32.107	201	255	24	1	1:44.660	21.841	155	49.284	181	33.535	199	256
12	2	1:40.494	21.584	151	46.743	191	32.167	201	255	25	1	1:59.160	22.920	156	53.863	119	42.377	201	254
13	2	1:42.685	21.792	155	48.463	191	32.430	199	256	26			22.535	136					137

Lap	Id	Time	SE1	SP1	SE2	SP2	SE3	SP3	TSP	Lap	Id	Time	SE1	SP1	SE2	SP2	SE3	SP3	TSP
91	Engelhart, DEU(#1) / Güven, TUR(#2)									theoretical besttime: 1:39.846									
1	2	1:44.409	24.356	152	47.961	187	32.092	203	252	19	2	1:40.946	21.869	155	47.006	189	32.071	201	253
2	2	1:42.350	22.044	156	46.803	191	33.503	191	253	20	2	1:45.602	21.953	156	46.895	189	36.754		252
3	2	2:11.273	25.331	151	1:01.554	140	44.388	202	142	21	2	2:41.374	1:21.418	139	47.635	187	32.321	201	246
4	2	1:40.509	21.806	155	46.979	192	31.724	202	253	22	1	1:41.281	22.140	156	46.915	186	32.226	202	251
5	2	1:40.133	21.588	155	46.760	190	31.785	202	254	23	1	1:41.230	21.939	156	47.077	186	32.214	202	252
6	2	1:40.323	21.901	156	46.637	191	31.785	201	253	24	1	1:45.113	21.929	156	47.859	184	35.325	196	252
7	2	1:40.302	21.759	155	46.607	191	31.936	200	253	25	1	2:05.499	23.294	154	58.103	104	44.102	202	252
8	2	1:40.253	21.849	154	46.534	191	31.870	201	253	26	1	1:42.197	22.171	156	47.403	187	32.623	202	255
9	2	1:40.438	21.834	156	46.669	190	31.935	201	252	27	1	1:41.246	21.982	155	47.069	187	32.195	202	254
10	2	1:40.530	21.932	156	46.642	189	31.956	201	252	28	1	1:40.970	21.755	156	46.925	188	32.290	203	254
11	2	1:40.480	21.825	156	46.621	191	32.034	201	253	29	1	1:40.599	21.764	156	46.761	189	32.074	203	255
12	2	1:40.683	21.841	155	46.820	190	32.022	202	251	30	1	1:40.994	21.881	156	46.880	189	32.233	203	254
13	2	1:40.723	21.896	156	46.869	189	31.958	202	252	31	1	1:41.196	21.962	156	46.866	189	32.368	202	255
14	2	1:40.927	21.821	155	46.926	190	32.180	200	251	32	1	1:40.897	21.897	154	46.877	186	32.123	203	254
15	2	1:40.670	21.829	155	46.786	190	32.055	201	251	33	1	1:40.671	21.817	156	46.845	188	32.009	203	253
16	2	1:40.783	21.943	156	46.839	190	32.001	201	251	34	1	1:40.722	21.785	157	46.821	189	32.116	203	253
17	2	1:41.937	21.943	155	47.885	189	32.109	201	251	35	1	1:42.153	21.913	156	47.744	187	32.496	203	254
18	2	1:40.758	21.856	155	46.850	189	32.052	201	252	36	1	1:41.142	22.001	157	46.812	188	32.329	202	254



ADAC GT Masters

Top speed list Race 2

Provisional



Hockenheimring, Length: 4574m

Air temperature: 18.57°C

Track temperature: 26°C

Weather condition: Dry

DMSB Reg. Nr.: R-13003/22

Sunday, October 23, 2022 13:00:00

#	Name (NAT)	Team	Car name	Speed	Lap	Race time
20	Jesse Krohn (FIN)	Schubert Motorsport (DEU)	BMW M4 GT3	261.50	13	21:26.468
19	Arthur Rougier (FRA)	Emil Frey Racing (CHE)	Lamborghini Huracan GT3 EVO	261.50	21	36:03.847
14	Mick Wishofer (AUT)	Emil Frey Racing (CHE)	Lamborghini Huracan GT3 EVO	260.24	1	41.259
22	Sven Müller (DEU)	Allied-Racing (DEU)	Porsche 911 GT3 R	259.61	1	41.050
10	Ben Green (GBR)	Schubert Motorsport (DEU)	BMW M4 GT3	259.61	8	13:03.650
84	Elias Seppänen (FIN)	MANN-FILTER Team LANDGRAF (DEU)	Mercedes-AMG GT3	259.61	14	23:07.895
48	Daniel Juncadella (ESP)	MANN-FILTER Team LANDGRAF (DEU)	Mercedes-AMG GT3	258.99	6	9:39.028
54	Norbert Siedler (AUT)	EASTALENT RACING TEAM (AUT)	Audi R8 LMS evo II GT3	258.37	6	9:39.346
71	Maximilian Paul (DEU)	Paul Motorsport (DEU)	Lamborghini Huracan GT3 EVO	258.37	31	53:09.819
77	Robin Rogalski (POL)	Seyffarth Motorsport (DEU)	Audi R8 LMS evo II GT3	257.14	27	46:33.376
1	Tim Zimmermann (DEU)	Montaplast by Land Motorsport (DEU)	Audi R8 LMS evo II GT3	257.14	30	51:38.609
33	Thierry Vermeulen (NLD)	Car Collection Motorsport (DEU)	Audi R8 LMS evo II GT3	257.14	31	53:18.111
63	Jack Aitken (GBR)	Emil Frey Racing (CHE)	Lamborghini Huracan GT3 EVO	256.53	4	6:13.767
27	Dennis Marschall (DEU)	Rutronik Racing (DEU)	Audi R8 LMS evo II GT3	256.53	4	6:15.371
91	Christian Engelhart (DEU)	Team Joos Sportwagentechnik (DEU)	Porsche 911 GT3 R	255.92	31	53:09.458
29	Jusuf Owega (DEU)	Montaplast by Land Motorsport (DEU)	Audi R8 LMS evo II GT3	254.71	31	53:08.063
15	Patric Niederhauser (CHE)	Rutronik Racing (DEU)	Audi R8 LMS evo II GT3	254.11	1	39.446
8	Jan Marschalkowski (DEU)	Mercedes-AMG Team ZVO (DEU)	Mercedes-AMG GT3	254.11	4	6:17.095
4	Fabian Schiller (DEU)	Drago Racing Team ZVO (DEU)	Mercedes-AMG GT3	253.52	31	53:06.239
69	Markus Winkelhock (DEU)	Car Collection Motorsport (DEU)	Audi R8 LMS evo II GT3	244.89	1	39.857