

ADAC GT Masters

Sector List Race 1



Provisional

Lausitzring, Length: 3478m

Air temperature: 19.11°C

Track temperature: 21.4°C

Weather condition: Wet

DMSB Reg. Nr.:

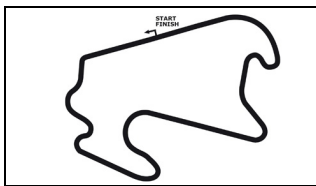
Saturday, August 20, 2022 13:00:00

Lap	Id	Time	SE1	SP1	SE2	SP2	SE3	SP3	TSP	Lap	Id	Time	SE1	SP1	SE2	SP2	SE3	SP3	TSP
1 Zimmermann, DEU(#1) / Mies, DEU(#2)										theoretical besttime: 1:36.824									
1	1	2:24.955	50.675	102	34.618	127	59.662	152	149	20	2	1:38.262	33.909	168	24.892	211	39.461	226	236
2	1	1:43.001	37.031	166	25.904	206	40.066	227	183	21	2	1:38.623	33.824	168	25.428	208	39.371	227	237
3	1	1:39.795	34.477	168	25.750	209	39.568	227	235	22	2	1:37.962	33.680	168	25.206	207	39.076	227	236
4	1	1:38.685	33.856	169	24.962	210	39.867	227	236	23	2	1:38.285	33.950	170	24.843	211	39.492	225	236
5	1	1:38.406	34.054	167	25.084	211	39.268	227	236	24	2	1:38.122	33.367	169	25.285	209	39.470	228	235
6	1	1:37.792	33.497	167	25.132	211	39.163	226	238	25	2	1:37.752	33.686	169	24.967	210	39.099	227	237
7	1	1:38.186	33.890	167	24.943	212	39.353	228	235	26	2	1:37.412	33.335	170	24.912	208	39.165	227	235
8	1	1:39.017	33.992	167	25.752	210	39.273	228	236	27	2	1:37.320	33.259	170	24.990	209	39.071	226	236
9	1	1:38.715	34.257	167	25.235	207	39.223	227	236	28	2	1:37.634	33.241	170	25.338	210	39.055	227	234
10	1	1:38.392	33.874	168	24.987	210	39.531	228	236	29	2	1:37.507	33.284	170	25.014	211	39.209	226	234
11	1	1:38.638	34.188	167	25.107	211	39.343	226	236	30	2	1:37.400	33.290	170	24.999	211	39.111	227	235
12	1	1:45.511	33.900	166	25.199	210	46.412	226	235	31	2	1:37.379	33.149	169	25.070	211	39.160	226	234
13	1	1:38.657	33.965	167	25.139	210	39.553	227	235	32	2	1:37.842	33.524	168	25.085	208	39.233	227	235
14	1	1:38.934	33.945	167	25.186	210	39.803	228	236	33	2	1:37.831	33.645	170	25.221	209	38.965	226	236
15	2	1:41.512	34.310	167	25.222	210	41.980	49	235	34	2	1:37.560	33.435	170	25.151	210	38.974	226	236
16	2	2:31.096	1:25.318	169	25.680	205	40.098	224		35	2	1:38.026	33.621	170	25.353	208	39.052	227	235
17	2	1:39.104	33.965	167	25.194	205	39.945	225	234	36	2	1:38.103	33.207	171	25.441	208	39.455	228	236
18	2	1:38.100	34.010	169	24.961	209	39.129	226	234	37	2	1:37.402	33.027	171	25.204	209	39.171	228	236
19	2	1:38.955	35.024	167	24.977	211	38.954	227	235										

Lap	Id	Time	SE1	SP1	SE2	SP2	SE3	SP3	TSP	Lap	Id	Time	SE1	SP1	SE2	SP2	SE3	SP3	TSP
4 Schiller, DEU(#1) / Gounon, FRA(#2)										theoretical besttime: 1:36.621									
1	1	2:25.081	51.815	120	34.201	153	59.065	156	173	20	2	1:45.104	35.049	177	25.435	211	44.620	225	235
2	1	1:49.986	37.726	165	28.503	182	43.757	48	177	21	2	1:38.304	33.931	167	25.121	206	39.252	226	234
3	1	2:14.666	1:09.273	167	25.561	208	39.832	225		22	2	1:37.439	33.458	170	24.765	211	39.216	227	235
4	1	1:38.339	33.692	169	25.238	208	39.409	225	233	23	2	1:38.264	33.766	170	25.183	210	39.315	227	236
5	1	1:38.219	33.732	169	25.117	210	39.370	226	234	24	2	1:38.023	33.727	170	25.017	211	39.279	227	236
6	1	1:37.879	33.503	169	24.851	211	39.525	227	233	25	2	1:38.785	33.746	170	25.463	208	39.576	227	236
7	1	1:38.083	33.535	170	24.784	207	39.764	226	235	26	2	1:39.283	33.975	171	25.963	203	39.345	227	236
8	1	1:38.185	33.512	170	25.138	210	39.535	226	234	27	2	1:38.882	33.927	168	25.246	210	39.709	226	236
9	1	1:37.872	33.433	170	25.055	210	39.384	226	234	28	2	1:37.712	33.277	171	24.920	210	39.515	227	235
10	1	1:38.326	33.738	169	25.115	211	39.473	226	235	29	2	1:38.201	33.583	169	25.176	212	39.442	224	235
11	1	1:38.024	33.482	170	24.917	211	39.625	227	234	30	2	1:37.452	33.472	173	24.670	210	39.310	226	233
12	1	1:39.366	35.012	168	24.944	211	39.410	225	235	31	2	1:36.927	33.166	172	24.679	209	39.082	225	235
13	1	1:37.396	33.493	170	24.728	211	39.175	227	234	32	2	1:37.546	33.286	169	24.982	203	39.278	226	233
14	1	1:38.487	33.929	168	25.156	210	39.402	227	236	33	2	1:37.587	33.247	171	25.241	201	39.099	224	235
15	1	1:40.775	33.791	169	25.166	211	41.818	48	236	34	2	1:36.766	33.082	171	24.457	211	39.227	225	233
16	2	2:30.107	1:24.961	167	25.547	202	39.599	227		35	2	1:37.347	33.249	170	24.910	208	39.188	226	233
17	2	1:38.491	33.760	166	25.480	209	39.251	227	235	36	2	1:37.327	33.299	172	24.619	211	39.409	225	234
18	2	1:38.938	33.480	170	25.124	210	40.334	227	235	37	2	1:38.445	33.881	169	24.865	210	39.699	227	234
19	2	1:38.463	34.359	167	24.956	207	39.148	226	236										

Lap	Id	Time	SE1	SP1	SE2	SP2	SE3	SP3	TSP	Lap	Id	Time	SE1	SP1	SE2	SP2	SE3	SP3	TSP
8 Dienst, DEU(#1) / Marschalkowski, DEU(#2)										theoretical besttime: 1:37.009									
1	1	2:24.576	48.034	107	35.270	157	1:01.272	150	175	19	2	1:40.108	34.237	166	24.890	212	40.981	48	236
2	1	1:44.862	37.729	165	26.765	205	40.368	225	181	20	2	2:31.154	1:24.842	169	25.661	207	40.651	224	
3	1	1:39.555	34.297	169	25.158	208	40.100	225	232	21	2	1:39.729	34.531	168	25.346	209	39.852	225	232
4	1	1:38.532	33.820	169	25.193	208	39.519	225	234	22	2	1:41.155	36.005	162	25.464	207	39.686	225	234
5	1	1:38.101	33.896	167	24.993	210	39.212	226	233	23	2	1:39.544	34.469	169	25.268	210	39.807	225	234
6	1	1:38.081	33.789	169	24.988	210	39.304	226	234	24	2	1:38.765	33.891	169	25.123	210	39.751	226	233
7	1	1:37.486	33.614	169	24.754	211	39.118	227	235	25	2	1:38.694	34.168	170	24.893	209	39.633	225	234
8	1	1:38.133	33.935	169	24.818	210	39.380	226	235	26	2	1:40.247	35.111	170	25.226	209	39.910	226	234
9	1	1:37.751	33.547	170	24.787	209	39.417	226	234	27	2	1:38.447	33.743	169	24.956	208	39.748	225	234
10	1	1:37.669	33.330	169	24.918	210	39.421	225	235	28	2	1:37.746	33.717	170	24.865	211	39.164	227	233
11	1	1:37.567	33.500	171	24.837	210	39.230	226	234	29	2	1:38.031	33.729	170	25.052	211	39.250	227	235
12	1	1:37.496	33.608	170	24.721	211	39.167	225	234	30	2	1:38.001	33.776	170	24.918	210	39.307	227	235
13	1	1:37.636	33.397	170	24.900	210	39.339	226	235	31	2	1:38.512	33.709	169	24.949	211	39.854	225	235
14	1	1:37.997	33.631	170	24.933	210	39.433	226	234	32	2	1:38.266	33.942	169	24.946	211	39.378	227	235
15	1	1:37.484	33.586	169	24.739	210	39.159	227	234	33	2	1:38.549	34.142	168	25.240	210	39.167	226	235
16	1	1:37.408	33.523	169	24.707	211	39.178	226	235	34	2	1:38.809	34.541	170	24.864	210	39.404	226	235
17	1	1:38.017	33.622	167	25.092	208	39.303	226	235	35			33.184	171					234
18	1	1:37.647	33.532	169	24.927	210	39.188	227	236										





ADAC GT Masters

Sector List Race 1



Provisional

Lausitzring, Length: 3478m

Air temperature: 19.11°C

Track temperature: 21.4°C

Weather condition: Wet

DMSB Reg. Nr.:

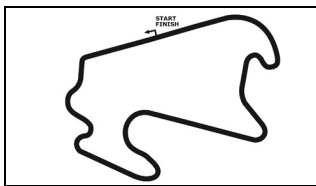
Saturday, August 20, 2022 13:00:00

Lap	Id	Time	SE1	SP1	SE2	SP2	SE3	SP3	TSP	Lap	Id	Time	SE1	SP1	SE2	SP2	SE3	SP3	TSP
10 Krütten, DEU(#1) / Green, GBR(#2)										theoretical besttime: 1:37.269									
1	1	2:26.089	1:01.304	76	35.277	132	49.508	165	110	20	1	1:40.592	34.224	169	25.303	213	41.065	49	238
2	1	1:47.287	38.507	165	27.181	191	41.599	227	186	21	2	2:32.961	1:25.546	159	26.869	203	40.546	231	
3	1	1:40.536	34.661	167	25.915	208	39.960	227	236	22	2	1:41.051	34.623	169	26.044	207	40.384	230	240
4	1	1:39.811	34.169	168	25.756	208	39.886	229	236	23	2	1:39.798	34.567	169	25.508	212	39.723	231	239
5	1	1:39.165	34.306	165	25.386	210	39.473	229	238	24	2	1:39.005	34.186	167	25.025	213	39.794	231	239
6	1	1:38.699	33.890	169	25.268	210	39.541	230	239	25	2	1:38.805	33.814	169	25.142	210	39.849	232	240
7	1	1:38.821	34.159	169	25.280	210	39.382	230	239	26	2	1:39.015	33.950	169	25.313	210	39.752	232	240
8	1	1:38.796	33.844	170	25.510	211	39.442	230	239	27	2	1:38.448	33.708	170	25.058	213	39.682	232	240
9	1	1:38.503	33.994	170	25.191	212	39.318	230	239	28	2	1:38.886	33.694	170	25.122	210	40.070	232	240
10	1	1:38.703	33.906	169	25.285	211	39.512	231	239	29	2	1:38.508	33.627	170	25.175	212	39.706	232	241
11	1	1:39.089	34.589	170	25.303	211	39.197	230	239	30	2	1:39.610	33.792	170	26.007	206	39.811	232	241
12	1	1:38.404	33.985	170	25.082	210	39.337	230	239	31	2	1:38.548	33.726	170	25.235	211	39.587	232	242
13	1	1:39.364	34.261	169	25.520	206	39.583	230	239	32	2	1:38.517	34.015	169	24.935	212	39.567	232	242
14	1	1:38.916	34.148	169	25.230	211	39.538	230	240	33	2	1:38.514	34.046	170	25.154	213	39.314	232	241
15	1	1:38.135	33.802	170	25.265	210	39.068	230	240	34	2	1:38.092	33.767	170	24.800	213	39.525	232	241
16	1	1:38.338	33.796	171	25.234	210	39.308	230	239	35	2	1:38.140	33.485	171	25.320	210	39.335	232	242
17	1	1:38.742	34.149	170	25.108	210	39.485	228	240	36	2	1:38.039	33.534	171	25.297	211	39.208	231	240
18	1	1:39.024	34.269	170	25.433	209	39.322	230	237	37	2	1:37.689	33.401	170	24.876	211	39.412	231	240
19	1	1:38.597	34.030	170	25.259	211	39.308	230	239										

Lap	Id	Time	SE1	SP1	SE2	SP2	SE3	SP3	TSP	Lap	Id	Time	SE1	SP1	SE2	SP2	SE3	SP3	TSP
11 De Leener, BEL(#1) / Bachler, AUT(#2)										theoretical besttime: 1:36.038									
1	1	2:26.218	58.436	78	33.852	158	53.930	162	128	20	2	1:37.371	33.410	173	24.670	213	39.291	231	239
2	1	1:51.367	43.123	166	26.803	206	41.441	225	176	21	2	1:38.024	33.809	172	24.921	213	39.294	231	240
3	1	1:42.908	35.825	165	26.359	207	40.724	227	231	22	2	1:37.550	33.820	172	25.034	210	38.696	231	240
4	1	1:42.351	35.624	167	26.702	209	40.025	228	233	23	2	1:37.802	33.843	171	25.026	212	38.933	231	240
5	1	1:40.234	34.866	170	25.429	209	39.939	229	234	24	2	1:38.080	33.826	170	25.355	213	38.899	231	240
6	1	1:39.271	34.393	171	25.361	211	39.517	229	239	25	2	1:36.672	33.291	173	24.704	214	38.677	231	241
7	1	1:39.724	34.264	171	25.434	210	40.026	229	239	26	2	1:36.668	33.236	173	24.742	214	38.690	232	241
8	1	1:40.477	34.886	170	25.682	210	39.909	227	239	27	2	1:36.796	33.363	173	24.614	213	38.819	232	242
9	1	1:39.603	34.776	169	25.190	211	39.637	229	236	28	2	1:37.067	33.941	173	24.540	214	38.586	232	242
10	1	1:39.419	34.460	171	25.346	210	39.613	227	238	29	2	1:36.944	33.415	173	24.619	213	38.910	232	240
11	1	1:40.904	35.229	170	25.698	211	39.977	228	226	30	2	1:37.385	33.853	173	24.763	214	38.769	232	242
12	1	1:39.413	34.627	170	25.120	213	39.666	228	238	31	2	1:37.191	33.651	174	24.810	213	38.730	232	241
13	1	1:39.958	34.655	170	25.225	212	40.078	226	237	32	2	1:36.592	33.200	173	24.620	213	38.772	231	241
14	1	1:41.020	35.656	170	25.449	209	39.915	228	233	33	2	1:37.031	33.491	174	24.795	213	38.745	233	241
15	2	1:42.910	34.919	166	25.258	210	42.733	49	237	34	2	1:36.352	33.198	174	24.586	214	38.568	232	240
16	2	2:28.563	1:24.416	171	24.989	211	39.158	231		35	2	1:37.755	32.934	174	25.774	209	39.047	231	242
17	2	1:37.754	33.637	173	24.843	210	39.274	230	239	36	2	1:38.384	33.581	174	25.848	207	38.955	232	241
18	2	1:38.117	34.144	172	24.967	212	39.006	230	239	37	2	1:37.671	32.930	174	25.537	204	39.204	229	241
19	2	1:39.099	33.620	171	25.235	208	40.244	230	240										

Lap	Id	Time	SE1	SP1	SE2	SP2	SE3	SP3	TSP	Lap	Id	Time	SE1	SP1	SE2	SP2	SE3	SP3	TSP
14 Lappalainen, FIN(#1) / Wishofer, AUT(#2)										theoretical besttime: 1:36.871									
1	1	2:24.545	48.873	125	35.299	148	1:00.373	148	162	19	1	1:37.833	33.899	169	24.729	213	39.205	229	235
2	1	1:44.225	37.144	168	26.607	208	40.474	230	179	20	1	1:40.955	33.584	171	25.499	213	41.872	48	240
3	1	1:40.345	34.734	170	25.671	208	39.940	228	240	21	2	2:30.441	1:24.864	168	25.648	212	39.929	229	
4	1	1:39.162	34.611	169	25.060	210	39.491	228	238	22	2	1:39.178	33.990	171	25.551	210	39.637	222	238
5	1	1:38.959	34.232	170	25.412	212	39.315	226	239	23	2	1:38.379	33.814	172	25.164	213	39.401	231	235
6	1	1:38.164	34.052	169	24.859	213	39.253	226	238	24	2	1:37.540	33.403	171	24.804	215	39.333	228	238
7	1	1:38.331	33.732	168	25.127	208	39.472	226	236	25	2	1:38.643	34.149	170	25.153	213	39.341	230	239
8	1	1:40.516	34.352	169	26.522	210	39.642	230	239	26	2	1:38.483	33.845	172	25.466	214	39.172	227	239
9	1	1:37.709	33.710	171	24.765	210	39.234	229	239	27	2	1:38.108	33.604	172	24.957	213	39.547	228	239
10	1	1:38.321	34.024	169	24.897	211	39.400	229	237	28	2	1:37.848	33.609	173	24.956	213	39.283	228	238
11	1	1:38.142	33.810	170	24.901	214	39.431	226	241	29	2	1:38.259	33.227	173	25.403	212	39.629	230	237
12	1	1:38.158	33.874	167	24.886	211	39.398	226	238	30	2	1:38.090	33.813	170	25.152	209	39.125	231	240
13	1	1:38.591	34.198	169	24.969	213	39.424	229	238	31	2	1:37.550	33.566	170	24.933	214	39.051	229	240
14	1	1:38.448	34.106	169	24.704	213	39.638	229	238	32	2	1:37.907	33.555	172	24.882	213	39.470	229	242
15	1	1:38.069	33.874	169	24.747	212	39.448	229	238	33	2	1:42.472	38.215	169	25.202	217	39.055	230	241
16	1	1:38.024	34.133	168	24.951	211	38.940	229	238	34	2	1:37.908	33.468	169	25.053	214	39.387	226	238
17	1	1:38.177	34.142	169	24.848	213	39.187	230	241	35			33.436	172					238
18	1	1:37.881	33.550	169	24.939	212	39.392	230	240										





ADAC GT Masters

Sector List Race 1

Provisional



Lausitzring, Length: 3478m

Air temperature: 19.11°C

Track temperature: 21.4°C

Weather condition: Wet

DMSB Reg. Nr.:

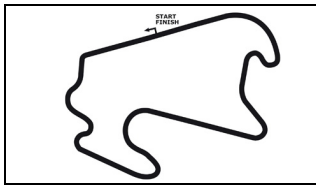
Saturday, August 20, 2022 13:00:00

Lap Id	Time	SE1	SP1	SE2	SP2	SE3	SP3	TSP	Lap Id	Time	SE1	SP1	SE2	SP2	SE3	SP3	TSP
15 Niederhauser, CHE(#1) / Engstler, DEU(#2)									theoretical besttime: 1:36.551								
1	1	2:23.977	45.499	124	34.514	157	1:03.964	144 151	20	2	2:31.087	1:25.300	165	25.839	208	39.948	227
2	1	1:41.185	35.971	167	25.651	210	39.563	227 178	21	2	1:39.165	34.142	166	25.438	207	39.585	228 236
3	1	1:38.318	33.838	168	25.075	211	39.405	227 235	22	2	1:38.821	33.920	168	25.386	207	39.515	227 237
4	1	1:37.352	33.652	169	24.600	212	39.100	227 236	23	2	1:45.659	34.008	166	25.163	212	46.488	227 237
5	1	1:37.493	33.710	168	24.653	212	39.130	228 236	24	2	1:39.248	34.001	166	25.139	206	40.108	227 237
6	1	1:37.955	33.829	168	24.858	211	39.268	229 237	25	2	1:38.712	33.829	166	25.256	209	39.627	228 236
7	1	1:37.831	33.769	168	24.729	211	39.333	229 237	26	2	1:38.817	33.697	166	25.207	208	39.913	227 237
8	1	1:37.625	33.541	168	24.787	210	39.297	229 238	27	2	1:38.611	33.998	165	25.091	209	39.522	227 237
9	1	1:37.196	33.251	168	24.744	212	39.201	228 238	28	2	1:38.176	33.708	166	25.120	210	39.348	227 237
10	1	1:37.376	33.546	168	24.672	212	39.158	228 237	29	2	1:38.198	33.655	167	25.068	212	39.475	228 237
11	1	1:37.604	33.464	167	24.894	210	39.246	228 237	30	2	1:38.839	33.867	168	25.260	208	39.712	228 238
12	1	1:37.186	33.541	167	24.728	210	38.917	228 238	31	2	1:38.801	33.855	169	25.027	211	39.919	226 237
13	1	1:37.149	33.339	169	24.527	212	39.283	228 237	32	2	1:38.857	34.324	170	25.039	211	39.494	229 235
14	1	1:37.089	33.147	168	24.487	212	39.455	228 237	33	2	1:38.358	33.841	166	25.266	210	39.251	229 239
15	1	1:37.237	33.356	168	24.697	210	39.184	228 237	34	2	1:38.151	33.792	169	25.122	210	39.237	229 238
16	1	1:37.784	33.491	168	24.972	210	39.321	228 238	35	2	1:37.784	33.774	170	24.884	212	39.126	230 238
17	1	1:37.680	33.862	166	24.754	212	39.064	229 238	36	2	1:38.113	33.561	170	25.267	208	39.285	229 239
18	1	1:37.737	33.816	168	24.942	211	38.979	228 238	37	2	1:38.082	33.413	170	25.071	211	39.598	229 239
19	1	1:40.631	33.563	167	25.086	212	41.982	49 237									

Lap Id	Time	SE1	SP1	SE2	SP2	SE3	SP3	TSP	Lap Id	Time	SE1	SP1	SE2	SP2	SE3	SP3	TSP
19 Rougier, FRA(#1) / Perera, FRA(#2)									theoretical besttime: 1:36.785								
1	1	2:24.949	49.885	108	34.960	137	1:00.104	151 157	20	2	2:29.495	1:24.058	169	25.415	204	40.022	227
2	1	1:46.681	37.762	168	28.691	184	40.228	227 181	21	2	1:39.194	34.497	168	25.205	210	39.492	230 237
3	1	1:39.339	34.084	169	25.517	210	39.738	228 236	22	2	1:38.778	34.070	169	24.985	211	39.723	230 238
4	1	1:38.742	33.941	167	25.367	210	39.434	228 237	23	2	1:38.227	33.868	169	25.097	209	39.262	230 238
5	1	1:38.566	33.843	169	25.383	210	39.340	229 236	24	2	1:37.865	33.726	171	24.973	211	39.166	230 238
6	1	1:37.926	33.536	169	25.173	211	39.217	229 236	25	2	1:38.121	33.931	172	25.106	213	39.084	230 240
7	1	1:38.136	33.605	170	24.961	211	39.570	228 237	26	2	1:39.023	34.076	171	25.456	210	39.491	231 240
8	1	1:38.691	33.836	168	25.409	208	39.446	227 237	27	2	1:38.406	33.943	170	25.003	212	39.460	228 239
9	1	1:37.898	33.511	170	25.093	210	39.294	229 238	28	2	1:38.259	34.083	170	24.952	213	39.224	230 237
10	1	1:37.931	33.613	170	25.093	210	39.225	228 237	29	2	1:38.005	33.628	169	25.179	213	39.198	230 240
11	1	1:38.168	33.600	170	25.092	212	39.476	228 237	30	2	1:37.769	33.569	170	24.942	210	39.258	231 240
12	1	1:38.171	33.728	169	24.992	212	39.451	227 238	31	2	1:37.752	33.674	170	24.673	213	39.405	230 239
13	1	1:38.366	34.408	170	24.916	211	39.042	228 237	32	2	1:36.992	33.275	170	24.743	212	38.974	230 239
14	1	1:38.504	33.847	169	25.192	206	39.465	227 238	33	2	1:37.684	33.711	170	24.750	210	39.223	229 239
15	1	1:38.104	33.654	168	25.189	209	39.261	228 237	34	2	1:37.213	33.149	170	24.783	210	39.281	230 239
16	1	1:38.187	33.913	167	24.999	210	39.275	227 238	35	2	1:37.183	33.396	171	24.774	212	39.013	231 240
17	1	1:37.945	33.562	168	24.937	211	39.446	228 237	36	2	1:38.378	33.664	171	25.512	208	39.202	230 240
18	1	1:38.086	33.667	168	25.004	212	39.415	228 237	37	2	1:37.449	33.138	171	25.307	210	39.004	230 239
19	1	1:40.572	33.624	170	25.197	209	41.751	48 238									

Lap Id	Time	SE1	SP1	SE2	SP2	SE3	SP3	TSP	Lap Id	Time	SE1	SP1	SE2	SP2	SE3	SP3	TSP
20 Krohn, FIN(#1) / Catsburg, NLD(#2)									theoretical besttime: 1:37.226								
1	1	2:27.362	1:05.296	67	34.848	109	47.218	162 105	20	1	1:40.418	33.543	169	25.341	205	41.534	49 239
2	1	1:47.652	38.179	150	27.689	169	41.784	228 158	21	1	2:32.558	1:25.919	163	26.287	200	40.352	227
3	1	1:42.070	35.397	162	26.336	200	40.337	227 224	22	2	1:40.037	34.263	168	26.059	206	39.715	229 237
4	1	1:40.677	35.009	166	25.621	207	40.047	229 233	23	2	1:39.587	34.288	168	25.504	211	39.795	229 238
5	1	1:39.469	34.466	167	25.295	210	39.708	228 239	24	2	1:39.370	34.643	163	25.145	209	39.582	231 239
6	1	1:39.938	34.750	169	25.346	210	39.842	229 238	25	2	1:38.700	33.788	170	25.240	210	39.672	229 239
7	1	1:39.265	34.258	168	25.328	211	39.679	230 239	26	2	1:38.492	34.037	169	25.087	213	39.368	229 239
8	1	1:39.204	34.018	168	25.364	210	39.822	230 239	27	2	1:38.822	34.217	167	25.113	209	39.492	230 239
9	1	1:38.942	33.997	169	25.304	211	39.641	229 239	28	2	1:40.789	35.692	168	25.306	210	39.791	230 239
10	1	1:38.584	33.600	169	25.190	210	39.794	229 239	29	2	1:39.264	34.076	169	25.352	207	39.836	228 239
11	1	1:38.917	33.935	169	25.248	211	39.734	230 238	30	2	1:39.098	34.337	170	25.393	212	39.368	230 237
12	1	1:38.595	33.725	169	25.353	211	39.517	229 239	31	2	1:38.262	33.954	170	25.079	210	39.229	230 238
13	1	1:38.722	33.818	170	25.338	210	39.566	231 239	32	2	1:38.045	33.708	168	24.993	212	39.344	230 239
14	1	1:38.530	33.826	170	25.107	212	39.597	230 240	33	2	1:37.817	33.712	170	24.930	212	39.175	230 239
15	1	1:38.343	33.782	169	25.012	212	39.549	230 239	34	2	1:37.744	33.553	169	24.773	213	39.418	230 240
16	1	1:38.265	33.864	169	25.072	212	39.329	230 239	35	2	1:38.590	33.560	170	25.562	210	39.468	229 239
17	1	1:38.474	34.176	170	24.889	213	39.409	230 239	36	2	1:39.375	33.397	169	25.830	209	40.148	230 239
18	1	1:38.429	34.005	170	25.018	211	39.406	230 239	37	2	1:37.756	33.278	170	24.925	212	39.553	229 239
19	1	1:38.375	33.908	169	25.086	211	39.381	230 240									





ADAC GT Masters

Sector List Race 1

Provisional



Lausitzring, Length: 3478m
Air temperature: 19.11°C
Track temperature: 21.4°C
Weather condition: Wet

DMSB Reg. Nr.:

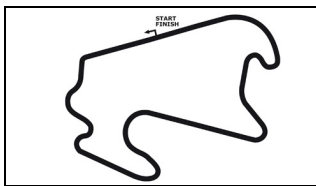
Saturday, August 20, 2022 13:00:00

Lap	Id	Time	SE1	SP1	SE2	SP2	SE3	SP3	TSP	Lap	Id	Time	SE1	SP1	SE2	SP2	SE3	SP3	TSP
22 Sturm, DEU(#1) / Müller, DEU(#2)										theoretical besttime: 1:36.801									
1	1	2:25.945	59.651	72	33.615	152	52.679	161	153	20	2	1:44.062	38.735	127	25.928	210	39.399	227	236
2	1	1:58.013	37.547	166	27.895	189	52.571	226	190	21	2	1:38.624	33.863	169	25.062	210	39.699	227	235
3	1	1:38.797	33.514	169	25.418	210	39.865	228	236	22	2	1:38.895	33.979	167	25.611	209	39.305	227	237
4	1	1:38.638	33.873	169	25.286	210	39.479	229	238	23	2	1:38.723	34.246	167	25.124	209	39.353	227	237
5	1	1:39.256	34.466	169	25.290	208	39.500	228	239	24	2	1:38.510	34.246	166	24.951	210	39.313	228	237
6	1	1:38.600	34.264	170	25.159	210	39.177	229	238	25	2	1:38.615	33.956	170	24.852	212	39.807	227	237
7	1	1:39.445	34.285	169	25.877	207	39.283	229	240	26	2	1:38.933	34.299	169	24.970	210	39.664	226	237
8	1	1:40.255	34.287	170	26.528	197	39.440	228	238	27	2	1:38.130	33.973	164	25.068	212	39.089	229	236
9	1	1:38.194	33.778	171	25.056	210	39.360	227	238	28	2	1:38.821	34.231	165	24.981	213	39.609	228	237
10	1	1:38.183	33.999	171	24.861	210	39.323	228	238	29	2	1:38.240	33.787	168	25.326	212	39.127	228	237
11	1	1:38.283	33.898	170	24.996	211	39.389	227	237	30	2	1:38.923	34.249	168	25.400	209	39.274	229	237
12	1	1:38.898	33.846	168	25.843	210	39.209	227	238	31	2	1:37.878	33.564	169	25.137	213	39.177	229	238
13	1	1:37.747	33.812	170	25.021	211	38.914	228	237	32	2	1:37.748	33.777	170	24.666	212	39.305	228	238
14	1	1:38.266	34.011	170	25.161	209	39.094	228	239	33	2	1:37.350	33.764	166	24.692	211	38.894	229	238
15	1	1:38.106	33.961	171	25.064	207	39.081	227	238	34	2	1:37.738	33.852	168	24.819	213	39.067	228	238
16	1	1:40.286	33.817	171	25.288	210	41.181	48	238	35	2	1:37.778	33.464	172	25.097	210	39.217	228	238
17	2	2:35.910	1:29.668	165	25.685	207	40.557	225		36	2	1:38.277	33.411	171	25.668	206	39.198	230	237
18	2	1:39.984	34.471	166	25.711	210	39.802	226	234	37	2	1:37.781	33.241	169	25.181	207	39.359	228	240
19	2	1:39.044	34.178	166	25.335	212	39.531	227	234										

Lap	Id	Time	SE1	SP1	SE2	SP2	SE3	SP3	TSP	Lap	Id	Time	SE1	SP1	SE2	SP2	SE3	SP3	TSP
27 Schramm, DEU(#1) / Marschall, DEU(#2)										theoretical besttime: 1:36.762									
1	1	2:25.274	54.045	94	34.001	145	57.228	159	155	20	2	1:38.338	33.981	169	24.973	209	39.384	228	238
2	1	1:47.941	38.381	163	27.926	174	41.634	227	177	21	2	1:38.656	34.003	169	25.495	211	39.158	228	236
3	1	1:39.371	34.101	168	25.555	209	39.715	227	236	22	2	1:37.998	34.059	168	24.856	213	39.083	228	237
4	1	1:38.711	34.063	168	25.013	211	39.635	229	236	23	2	1:38.414	34.102	169	25.021	212	39.291	228	237
5	1	1:39.858	34.547	169	25.556	209	39.755	228	237	24	2	1:38.028	33.671	170	24.887	212	39.470	229	237
6	1	1:38.989	34.207	169	25.172	210	39.610	228	238	25	2	1:37.742	33.787	170	24.720	213	39.235	230	239
7	1	1:38.740	34.226	169	24.968	209	39.546	228	237	26	2	1:37.896	33.716	169	24.906	212	39.274	227	237
8	1	1:38.915	34.106	169	25.156	210	39.653	227	237	27	2	1:37.804	33.782	168	24.986	211	39.036	228	236
9	1	1:38.354	33.874	169	25.111	211	39.369	228	238	28	2	1:37.315	33.446	170	24.759	212	39.110	228	238
10	1	1:38.593	34.116	169	24.946	211	39.531	229	238	29	2	1:37.457	33.227	170	24.911	213	39.319	227	236
11	1	1:38.390	33.932	169	24.908	210	39.550	227	237	30	2	1:37.103	33.271	171	24.645	213	39.187	229	235
12	1	1:38.797	33.735	169	24.781	212	40.281	227	237	31	2	1:37.370	33.437	170	24.792	213	39.141	228	237
13	1	1:39.409	34.315	168	25.482	209	39.612	229	237	32	2	1:37.488	33.391	169	24.941	212	39.156	228	237
14	1	1:38.489	33.670	169	25.172	210	39.647	228	238	33	2	1:38.154	33.749	170	25.049	212	39.356	228	237
15	1	1:41.227	34.225	169	25.226	211	41.776	49	238	34	2	1:37.298	33.328	170	24.721	212	39.249	230	236
16	2	2:30.817	1:25.247	170	25.430	205	40.140	226		35	2	1:41.205	33.476	171	28.340	200	39.389	228	238
17	2	1:39.701	34.448	167	25.263	210	39.990	227	236	36	2	1:37.612	33.447	170	25.216	209	38.949	228	238
18	2	1:38.978	34.699	167	24.998	213	39.281	227	237	37	2	1:37.763	33.168	170	25.283	210	39.312	227	236
19	2	1:38.539	33.993	169	25.127	213	39.419	228	237										

Lap	Id	Time	SE1	SP1	SE2	SP2	SE3	SP3	TSP	Lap	Id	Time	SE1	SP1	SE2	SP2	SE3	SP3	TSP
28 Owega, DEU(#1) / Haase, DEU(#2)										theoretical besttime: 1:36.602									
1	1	2:26.518	1:06.372	68	34.863	95	45.283	183	108	20	2	1:37.866	33.887	166	24.860	212	39.119	228	236
2	1	1:47.301	38.660	166	26.838	175	41.803	225	197	21	2	1:38.361	33.479	168	25.217	210	39.665	230	237
3	1	1:41.341	34.983	167	26.224	209	40.134	229	233	22	2	1:39.587	34.554	168	25.480	210	39.553	230	237
4	1	1:39.507	34.083	169	25.447	208	39.977	227	237	23	2	1:39.009	34.274	168	25.286	211	39.449	229	238
5	1	1:39.518	34.365	168	25.304	210	39.849	229	236	24	2	1:42.740	33.856	167	25.184	206	43.700	229	237
6	1	1:38.720	34.027	167	25.226	211	39.467	228	237	25	2	1:38.118	34.026	164	24.782	212	39.310	228	237
7	1	1:39.115	34.615	165	25.215	209	39.285	228	237	26	2	1:37.877	33.328	169	24.800	211	39.749	230	238
8	1	1:38.341	33.988	167	25.028	211	39.325	228	237	27	2	1:38.417	33.639	169	25.212	210	39.566	230	238
9	1	1:38.428	33.655	168	25.211	213	39.562	229	238	28	2	1:38.185	33.497	169	25.075	211	39.613	229	238
10	1	1:38.690	34.041	166	25.151	211	39.498	229	238	29	2	1:38.106	33.710	166	24.713	213	39.683	229	237
11	1	1:57.485	33.842	169	44.088	209	39.555	228	236	30	2	1:40.699	34.143	168	26.023	196	40.533	230	238
12	1	1:38.245	33.927	170	25.039	210	39.279	227	237	31	2	1:38.733	34.406	165	24.962	209	39.365	228	238
13	1	1:38.782	33.900	168	25.170	211	39.712	228	237	32	2	1:37.957	33.481	168	25.107	209	39.369	228	237
14	1	1:39.824	34.884	167	25.122	212	39.818	229	236	33	2	1:37.198	33.160	168	24.584	212	39.454	227	237
15	1	1:49.517	34.068	168	25.208	209	50.241	49	238	34	2	1:37.095	33.083	172	24.518	213	39.494	229	238
16	2	2:30.395	1:25.287	161	25.642	208	39.466	229		35	2	1:37.374	33.081	172	24.710	213	39.583	228	238
17	2	1:39.291	34.219	166	25.828	209	39.244	229	237	36	2	1:36.972	32.965	172	24.792	210	39.215	229	237
18	2	1:38.955	34.255	171	25.234	210	39.466	228	238	37	2	1:36.930	33.122	172	24.687	210	39.121	227	238
19	2	1:39.044	34.461	167	24.943	210	39.640	227	237										





ADAC GT Masters

Sector List Race 1



Provisional

Lausitzring, Length: 3478m

Air temperature: 19.11°C

Track temperature: 21.4°C

Weather condition: Wet

DMSB Reg. Nr.:

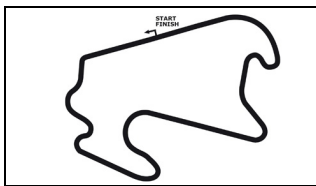
Saturday, August 20, 2022 13:00:00

Lap	Id	Time	SE1	SP1	SE2	SP2	SE3	SP3	TSP	Lap	Id	Time	SE1	SP1	SE2	SP2	SE3	SP3	TSP
29 Owega, DEU(#1) / Feller, CHE(#2)										theoretical besttime: 1:36.345									
1	1	2:25.575	56.034	88	34.182	153	55.359	164	142	20	2	1:38.537	33.869	168	25.223	210	39.445	227	235
2	1	1:44.506	37.487	167	26.805	191	40.214	228	191	21	2	1:37.821	33.368	167	25.256	211	39.197	227	235
3	1	1:40.103	34.509	169	25.589	206	40.005	227	237	22	2	1:37.067	33.290	169	24.841	213	38.936	227	235
4	1	1:40.558	34.946	165	25.898	208	39.714	227	236	23	2	1:37.261	33.407	169	24.873	213	38.981	227	236
5	1	1:39.554	34.385	167	25.665	209	39.504	228	237	24	2	1:37.649	33.463	169	24.914	212	39.272	227	236
6	1	1:38.688	34.055	169	25.098	210	39.535	227	237	25	2	1:37.851	33.351	169	25.099	209	39.401	223	236
7	1	1:38.699	34.202	169	24.992	209	39.505	227	236	26	2	1:37.884	33.573	170	24.920	212	39.391	228	234
8	1	1:39.038	34.254	169	25.207	210	39.577	228	237	27	2	1:37.346	33.243	170	24.802	213	39.301	229	237
9	1	1:38.525	33.939	169	24.918	212	39.668	228	237	28	2	1:37.972	33.876	170	24.758	213	39.338	229	238
10	1	1:38.706	34.288	169	24.885	211	39.533	228	237	29	2	1:37.478	33.416	169	24.698	213	39.364	230	238
11	1	1:38.180	33.796	169	24.842	211	39.542	227	237	30	2	1:38.083	33.467	169	25.172	211	39.444	229	239
12	1	1:39.166	33.748	169	24.795	212	40.623	228	237	31	2	1:37.429	33.231	169	24.878	214	39.320	230	239
13	1	1:39.150	34.507	168	25.106	211	39.537	228	237	32	2	1:37.827	33.469	170	24.880	213	39.478	230	239
14	1	1:38.586	34.225	169	24.778	212	39.583	227	237	33	2	1:38.914	34.705	170	25.142	206	39.067	229	240
15	1	1:39.195	34.450	169	25.227	211	39.518	227	236	34	2	1:37.760	33.458	170	25.183	212	39.119	229	238
16	1	1:38.285	33.920	170	25.032	210	39.333	227	237	35	2	1:38.065	33.246	170	25.482	203	39.337	229	239
17	1	1:40.582	34.091	169	24.830	210	41.661	49	237	36	2	1:37.884	32.863	170	25.581	210	39.440	228	238
18	2	2:29.373	1:24.526	165	25.141	209	39.706	226		37	2	1:37.819	32.711	171	25.377	205	39.731	227	237
19	2	1:38.788	34.027	168	25.581	206	39.180	226	235										

Lap	Id	Time	SE1	SP1	SE2	SP2	SE3	SP3	TSP	Lap	Id	Time	SE1	SP1	SE2	SP2	SE3	SP3	TSP
33 Vermeulen, NLD(#1) / Drudi, ITA(#2)										theoretical besttime: 1:37.194									
1	1	2:25.486	55.147	83	33.972	143	56.367	157	148	20	2	1:39.081	34.219	167	25.338	206	39.524	227	236
2	1	1:48.293	38.579	160	27.533	191	42.181	225	185	21	2	1:39.732	34.331	167	25.769	209	39.632	228	237
3	1	1:42.324	35.284	165	26.402	207	40.638	226	230	22	2	1:39.053	34.084	168	25.308	208	39.661	228	237
4	1	1:40.219	34.787	169	25.299	211	40.133	228	230	23	2	1:38.453	33.943	169	25.169	210	39.341	228	237
5	1	1:39.275	34.484	169	25.455	210	39.336	229	237	24	2	1:38.993	34.082	169	25.412	211	39.499	229	237
6	1	1:39.599	34.454	168	25.426	211	39.719	228	238	25	2	1:38.216	33.894	169	25.125	211	39.197	229	238
7	1	1:39.492	34.675	168	25.619	208	39.198	227	238	26	2	1:40.002	35.309	167	25.268	210	39.425	228	238
8	1	1:38.432	34.119	169	25.043	211	39.270	228	236	27	2	1:38.180	33.811	168	25.136	210	39.233	228	237
9	1	1:43.553	34.103	169	24.981	211	44.469	228	237	28	2	1:38.604	34.212	168	25.031	211	39.361	228	238
10	1	1:39.678	34.215	168	25.808	210	39.655	229	237	29	2	1:38.063	33.850	168	24.896	213	39.317	228	238
11	1	1:38.529	34.295	168	25.042	212	39.192	228	238	30	2	1:37.679	33.618	170	24.989	211	39.072	229	238
12	1	1:39.385	34.416	168	25.364	210	39.605	229	237	31	2	1:37.867	33.891	168	24.843	211	39.133	229	237
13	1	1:39.027	34.507	169	25.103	211	39.417	229	238	32	2	1:37.383	33.508	169	24.945	212	38.930	230	238
14	1	1:38.902	34.217	168	25.150	212	39.535	227	238	33	2	1:37.544	33.448	170	24.968	212	39.128	230	239
15	1	1:38.738	34.053	169	25.201	212	39.484	227	237	34	2	1:37.433	33.531	169	24.860	212	39.042	230	238
16	1	1:39.034	34.120	168	25.410	204	39.504	228	236	35	2	1:38.420	33.509	170	25.433	210	39.478	230	239
17	1	1:41.135	34.769	167	25.293	208	41.073	49	236	36	2	1:39.687	33.421	169	25.766	212	40.500	231	239
18	2	2:32.566	1:26.302	167	26.134	206	40.130	228		37	2	1:38.594	33.952	170	24.939	212	39.703	229	237
19	2	1:39.385	34.355	167	25.254	211	39.776	228	236										

Lap	Id	Time	SE1	SP1	SE2	SP2	SE3	SP3	TSP	Lap	Id	Time	SE1	SP1	SE2	SP2	SE3	SP3	TSP
48 Marciello, CHE(#1) / Juncadella, ESP(#2)										theoretical besttime: 1:36.888									
1	1	2:25.129	52.703	117	34.479	134	57.947	156	156	20	1	1:39.241	33.418	169	24.784	209	41.039	49	236
2	1	1:43.036	37.025	167	26.254	208	39.757	226	184	21	2	2:32.507	1:26.122	167	26.109	202	40.276	227	
3	1	1:39.883	34.660	167	25.606	209	39.617	226	234	22	2	1:39.135	34.255	168	25.341	210	39.539	228	236
4	1	1:39.447	34.168	169	25.298	208	39.981	225	235	23	2	1:39.151	34.633	169	25.072	210	39.446	228	236
5	1	1:38.972	34.066	169	25.490	209	39.416	226	231	24	2	1:38.942	34.526	167	25.053	211	39.363	228	236
6	1	1:38.064	33.644	170	24.986	209	39.434	227	236	25	2	1:38.460	34.214	168	24.927	212	39.319	228	237
7	1	1:38.633	33.886	169	25.166	205	39.581	226	236	26	2	1:38.586	34.345	169	24.996	210	39.245	227	237
8	1	1:37.845	33.577	169	24.931	211	39.337	228	236	27	2	1:38.234	33.841	169	24.988	210	39.405	227	236
9	1	1:38.070	33.980	170	24.964	211	39.126	228	236	28	2	1:37.800	33.513	170	25.139	211	39.148	227	236
10	1	1:38.336	33.864	169	25.058	210	39.414	227	237	29	2	1:38.067	33.620	170	25.099	211	39.348	227	236
11	1	1:38.475	34.153	169	25.029	210	39.293	227	236	30	2	1:37.389	33.627	169	24.664	211	39.098	227	236
12	1	1:38.668	33.831	169	25.295	210	39.542	226	236	31	2	1:37.748	33.832	166	24.774	211	39.142	227	237
13	1	1:37.886	33.991	168	24.791	209	39.104	227	235	32	2	1:37.544	33.490	169	24.791	211	39.263	228	236
14	1	1:37.540	33.660	170	24.883	208	38.997	227	235	33	2	1:38.159	33.702	169	25.140	211	39.317	227	237
15	1	1:37.063	33.468	170	24.719	211	38.876	226	236	34	2	1:38.279	33.702	170	25.191	210	39.386	228	236
16	1	1:37.180	33.389	170	24.826	210	38.965	227	235	35	2	1:37.494	33.445	170	24.865	211	39.184	228	238
17	1	1:37.968	33.781	170	24.752	210	39.435	228	236	36	2	1:38.073	33.674	171	25.404	210	38.995	228	237
18	1	1:38.081	34.201	168	24.891	209	38.989	228	237	37	2	1:37.714	33.399	171	25.218	210	39.097	228	237
19	1	1:37.658	33.782	170	24.623	211	39.253	226	237										





ADAC GT Masters

Sector List Race 1

Provisional



Lausitzring, Length: 3478m

Air temperature: 19.11°C

Track temperature: 21.4°C

Weather condition: Wet

DMSB Reg. Nr.:

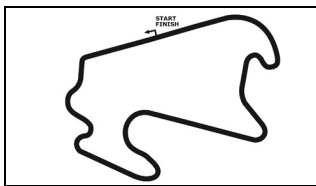
Saturday, August 20, 2022 13:00:00

Lap	Id	Time	SE1	SP1	SE2	SP2	SE3	SP3	TSP	Lap	Id	Time	SE1	SP1	SE2	SP2	SE3	SP3	TSP
54 Reicher, AUT(#1) / Siedler, AUT(#2)										theoretical besttime: 1:36.822									
1	1	2:26.458	1:04.217	71	34.330	126	47.911	165	111	20	2	1:39.342	34.557	167	25.020	210	39.765	228	238
2	1	1:47.904	38.504	164	27.414	177	41.986	223	183	21	2	1:38.982	33.940	167	25.628	211	39.414	229	237
3	1	1:42.137	35.454	167	26.315	206	40.368	228	214	22	2	1:38.643	34.006	167	25.320	211	39.317	230	238
4	1	1:41.641	35.296	167	26.328	209	40.017	229	237	23	2	1:40.119	35.310	169	25.138	212	39.671	229	239
5	1	1:39.970	34.392	169	25.805	208	39.773	229	238	24	2	1:38.532	33.720	170	25.273	211	39.539	230	239
6	1	1:39.616	34.286	170	25.708	211	39.622	229	238	25	2	1:38.133	33.903	169	24.910	211	39.320	230	239
7	1	1:39.453	34.269	169	25.717	208	39.467	230	238	26	2	1:39.731	34.142	167	25.862	208	39.727	229	239
8	1	1:39.357	33.949	169	25.629	211	39.779	229	239	27	2	1:38.013	33.624	168	25.179	211	39.210	230	238
9	1	1:39.138	33.888	170	25.377	211	39.873	229	238	28	2	1:38.600	33.800	169	25.114	212	39.686	229	238
10	1	1:38.695	33.742	169	25.223	211	39.730	228	238	29	2	1:38.303	33.732	167	25.106	212	39.465	229	238
11	1	1:38.874	34.032	169	25.279	211	39.563	228	237	30	2	1:38.052	33.855	168	24.901	212	39.296	230	239
12	1	1:40.148	34.211	167	26.287	210	39.650	229	238	31	2	1:37.863	33.849	168	24.821	213	39.193	231	239
13	1	1:39.138	34.230	170	25.461	209	39.447	228	238	32	2	1:36.973	33.247	170	24.696	213	39.030	230	240
14	1	1:38.244	33.840	168	25.221	210	39.183	228	237	33	2	1:37.612	33.573	169	24.735	213	39.304	230	239
15	1	1:41.281	33.871	170	25.267	211	42.143	49	237	34	2	1:37.250	33.239	169	24.783	214	39.228	230	239
16	2	2:30.320	1:24.198	167	25.645	204	40.477	226		35	2	1:38.240	33.096	171	25.769	210	39.375	231	239
17	2	1:40.702	34.963	166	25.442	208	40.297	227	235	36	2	1:38.848	33.543	170	25.603	210	39.702	227	240
18	2	1:42.054	35.110	167	25.885	208	41.059	228	235	37	2	1:38.815	33.164	172	25.443	210	40.208	229	237
19	2	1:39.098	34.324	167	25.124	210	39.650	229	237										

Lap	Id	Time	SE1	SP1	SE2	SP2	SE3	SP3	TSP	Lap	Id	Time	SE1	SP1	SE2	SP2	SE3	SP3	TSP
63 Costa Balboa, ESP(#1) / Aitken, GBR(#2)										theoretical besttime: 1:36.423									
1	1	2:24.191	47.242	124	34.625	147	1:02.324	147	164	20	1	1:41.023	33.563	170	25.155	210	42.305	48	238
2	1	1:42.069	36.271	169	25.777	208	40.021	227	178	21	2	2:29.157	1:24.233	170	25.127	206	39.797	227	
3	1	1:38.419	34.003	168	24.911	209	39.505	227	235	22	2	1:38.168	33.905	169	24.901	210	39.362	227	236
4	1	1:37.478	33.731	169	24.707	210	39.040	228	236	23	2	1:37.546	33.601	169	24.693	210	39.252	228	238
5	1	1:37.526	33.355	169	25.202	210	38.969	228	236	24	2	1:37.514	33.505	169	24.609	209	39.400	227	238
6	1	1:37.993	33.883	167	24.945	210	39.165	229	238	25	2	1:37.672	33.684	170	24.537	212	39.451	228	237
7	1	1:37.573	33.688	167	24.767	210	39.118	229	237	26	2	1:37.582	33.650	171	24.653	209	39.279	228	237
8	1	1:37.355	33.608	170	24.684	211	39.063	229	237	27	2	1:37.413	33.473	171	24.676	210	39.264	227	237
9	1	1:37.948	33.658	168	25.082	209	39.208	227	237	28	2	1:37.915	33.739	168	24.864	208	39.312	228	236
10	1	1:38.022	33.999	169	24.943	208	39.080	228	237	29	2	1:36.958	33.316	170	24.513	210	39.129	228	237
11	1	1:37.582	33.750	169	24.618	210	39.214	228	237	30	2	1:37.345	33.347	171	24.709	206	39.289	228	237
12	1	1:37.467	33.643	167	24.626	210	39.198	227	237	31	2	1:37.122	33.311	170	24.639	210	39.172	227	237
13	1	1:37.629	33.733	169	24.727	210	39.169	227	236	32	2	1:37.456	33.329	171	24.817	209	39.310	229	236
14	1	1:37.240	33.391	170	24.704	209	39.145	228	237	33	2	1:37.263	33.305	171	24.797	209	39.161	229	239
15	1	1:37.790	33.818	167	24.873	210	39.099	228	238	34	2	1:36.579	33.001	171	24.569	210	39.009	229	239
16	1	1:38.029	33.454	169	25.010	208	39.565	226	237	35	2	1:37.629	32.941	172	24.755	212	39.933	229	239
17	1	1:41.522	36.392	173	25.785	210	39.345	228	237	36	2	1:42.906	33.810	170	29.794	206	39.302	228	239
18	1	1:38.324	33.825	171	25.123	211	39.376	228	239	37	2	1:37.078	33.058	171	24.957	210	39.063	209	237
19	1	1:37.518	33.641	170	24.685	210	39.192	229	237										

Lap	Id	Time	SE1	SP1	SE2	SP2	SE3	SP3	TSP	Lap	Id	Time	SE1	SP1	SE2	SP2	SE3	SP3	TSP
69 Spengler, DEU(#1) / Winkelhock, DEU(#2)										theoretical besttime: 1:36.895									
1	1	2:26.668	1:00.640	68	33.423	152	52.605	164	158	18	2	1:40.005	34.722	169	25.428	212	39.855	226	237
2	1	1:47.408	38.931	165	26.777	187	41.700	223	186	19	2	1:45.307	40.172	167	25.359	206	39.776	227	236
3	1	1:41.934	35.398	166	26.265	207	40.271	227	231	20	2	1:51.441	41.589	165	26.202	206	43.650	49	236
4	1	1:39.718	34.496	169	25.403	208	39.819	227	236	21	2	3:15.184	2:09.817	166	25.449	209	39.918	226	
5	1	1:39.319	34.380	168	25.148	210	39.791	228	237	22	2	1:40.571	34.909	168	25.417	208	40.245	226	235
6	1	1:39.521	34.403	166	25.427	208	39.691	227	238	23	2	1:39.603	34.025	167	25.655	209	39.923	227	235
7	1	1:48.006	34.373	167	33.549	197	40.084	227	236	24	2	1:44.640	34.946	164	25.599	208	44.095	49	236
8	1	1:39.529	34.020	167	25.566	207	39.943	226	237	25	2	6:19.905	5:14.989	168	25.215	209	39.701	227	
9	1	1:39.348	34.157	168	25.506	208	39.685	227	236	26	2	1:37.829	33.904	169	24.935	212	38.990	228	236
10	1	1:39.962	34.742	166	25.237	208	39.983	227	237	27	2	1:44.318	33.667	167	31.270	201	39.381	228	238
11	1	1:39.853	34.580	168	25.371	209	39.902	227	235	28	2	1:38.329	33.824	166	24.916	212	39.589	227	237
12	1	1:39.867	34.792	167	25.426	210	39.649	227	237	29	2	1:37.284	33.570	167	24.780	211	38.934	229	237
13	1	1:40.584	34.846	167	25.305	209	40.433	226	236	30	2	1:37.926	33.717	168	24.930	210	39.279	227	238
14	1	1:39.765	34.692	166	25.241	210	39.832	226	235	31	2	1:38.779	33.554	168	25.447	210	39.778	228	237
15	1	1:42.179	33.769	168	26.334	208	42.076	49	235	32	2	1:37.888	33.282	167	25.123	210	39.483	228	237
16	2	2:30.979	1:25.481	166	25.521	207	39.977	227		33	2	1:37.893	33.181	170	25.103	209	39.609	227	237
17	2	1:40.805	34.524	167	25.470	207	40.811	228	236										





ADAC GT Masters

Sector List Race 1



Provisional

Lausitzring, Length: 3478m

Air temperature: 19.11°C

Track temperature: 21.4°C

Weather condition: Wet

DMSB Reg. Nr.:

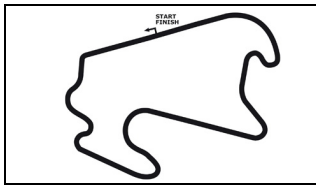
Saturday, August 20, 2022 13:00:00

Lap	Id	Time	SE1	SP1	SE2	SP2	SE3	SP3	TSP	Lap	Id	Time	SE1	SP1	SE2	SP2	SE3	SP3	TSP
71 Paul, DEU(#1) / Mapelli, ITA(#2)										theoretical besttime: 1:36.536									
1	1	2:24.233	46.823	102	34.058	159	1:03.352	147	166	20	2	1:41.774	33.713	169	25.313	213	42.748	48	238
2	1	1:42.455	36.592	168	25.869	209	39.994	227	179	21	2	2:30.885	1:25.079	169	25.591	210	40.215	227	
3	1	1:38.947	34.109	168	25.461	211	39.377	228	235	22	2	1:38.629	34.063	170	25.293	206	39.273	227	236
4	1	1:38.407	34.041	169	24.950	210	39.416	228	236	23	2	1:38.164	33.694	170	24.987	211	39.483	229	237
5	1	1:37.976	33.719	169	25.008	211	39.249	227	237	24	2	1:38.958	33.568	169	25.469	211	39.921	230	238
6	1	1:38.653	34.073	169	25.022	211	39.558	228	236	25	2	1:38.403	33.777	170	25.078	212	39.548	229	238
7	1	1:37.562	33.737	169	24.720	212	39.105	229	237	26	2	1:39.217	33.816	170	25.239	213	40.162	229	239
8	1	1:37.617	33.888	168	24.603	213	39.126	227	237	27	2	1:38.350	33.485	169	25.441	208	39.424	229	238
9	1	1:37.602	33.658	169	24.848	211	39.096	228	237	28	2	1:38.285	33.522	169	25.296	212	39.467	229	238
10	1	1:37.851	33.731	170	24.989	211	39.131	228	237	29	2	1:37.977	33.508	170	25.061	212	39.408	229	238
11	1	1:37.623	33.618	168	24.797	211	39.208	228	238	30	2	1:38.575	33.790	170	25.162	212	39.623	230	238
12	1	1:37.594	33.590	169	24.988	211	39.016	227	237	31	2	1:38.433	34.198	168	25.053	213	39.182	228	239
13	1	1:38.089	33.945	170	24.768	212	39.376	227	237	32	2	1:38.177	33.729	171	24.894	213	39.554	229	237
14	1	1:37.609	33.849	169	24.669	212	39.091	229	237	33	2	1:37.994	33.221	169	25.412	204	39.361	228	238
15	1	1:37.546	33.709	170	24.732	211	39.105	229	238	34	2	1:37.960	33.358	170	25.138	212	39.464	228	237
16	1	1:37.184	33.331	169	24.836	210	39.017	229	237	35	2	1:37.422	32.917	172	25.035	212	39.470	229	237
17	1	1:40.124	34.114	166	26.162	210	39.848	229	238	36	2	1:38.697	33.054	171	25.994	203	39.649	229	238
18	1	1:38.106	33.600	169	24.905	213	39.601	229	238	37	2	1:38.316	33.126	171	25.550	210	39.640	228	238
19	1	1:37.548	33.598	168	24.691	213	39.259	229	238										

84 Bird, GBR(#1) / Seppänen, FIN(#2)										theoretical besttime: 1:37.328									
1	1	2:25.781	56.989	84	33.807	154	54.985	156	139	20	2	1:39.880	33.917	170	26.047	205	39.916	228	237
2	1	1:52.544	38.339	169	27.388	189	46.817	229	185	21	2	1:39.864	33.814	169	25.815	207	40.235	227	237
3	1	1:42.277	35.583	161	26.372	208	40.322	228	238	22	2	1:38.720	33.586	170	25.472	208	39.662	229	236
4	1	1:39.521	34.658	166	25.349	208	39.514	230	236	23	2	1:38.682	33.645	169	25.487	208	39.550	229	237
5	1	1:39.055	34.072	168	25.437	209	39.546	229	239	24	2	1:38.380	33.478	170	25.659	206	39.243	229	238
6	1	1:39.503	34.421	168	25.302	209	39.780	229	238	25	2	1:38.324	33.271	171	25.647	207	39.406	229	238
7	1	1:39.280	34.232	167	25.993	210	39.055	230	238	26	2	1:38.259	33.690	170	25.383	208	39.186	229	238
8	1	1:41.797	34.849	169	26.684	195	40.264	229	239	27	2	1:38.601	33.745	169	25.490	209	39.366	229	238
9	1	1:39.390	34.605	169	25.200	210	39.585	228	237	28	2	1:37.971	33.414	170	25.405	207	39.152	230	239
10	1	1:38.628	33.841	170	25.071	210	39.716	229	238	29	2	1:37.570	33.455	170	25.047	210	39.068	230	239
11	1	1:39.765	34.741	169	25.606	206	39.418	229	238	30	2	1:37.819	33.443	170	25.343	207	39.033	230	239
12	1	1:38.312	33.839	170	25.329	210	39.144	229	238	31	2	1:37.817	33.264	170	25.379	208	39.174	229	239
13	1	1:38.977	34.058	170	25.531	207	39.388	230	238	32	2	1:37.969	33.396	170	25.088	210	39.485	230	239
14	1	1:39.188	34.622	169	25.179	210	39.387	229	238	33	2	1:37.801	33.288	171	25.168	209	39.345	230	239
15	1	1:38.679	33.991	170	25.294	209	39.394	229	238	34	2	1:37.646	33.473	170	25.031	211	39.142	230	239
16	1	1:38.706	34.210	169	25.284	208	39.212	229	237	35	2	1:38.681	33.584	171	25.534	208	39.563	230	239
17	1	1:38.862	34.237	169	25.080	211	39.545	228	239	36	2	1:38.153	33.276	171	25.617	207	39.260	230	239
18	1	1:46.668	39.597	168	25.185	210	41.886	49	237	37	2	1:38.229	33.278	171	25.289	209	39.662	230	238
19	1	2:33.312	1:25.647	168	26.290	206	41.375	228											

90 Perez Companc, ARG(#1) / Puhakka, FIN(#2)										theoretical besttime: 1:37.578									
1	1	2:27.128	1:03.044	77	34.621	132	49.463	150	111	20	2	2:31.191	1:24.452	164	25.816	203	40.923	224	
2	1	1:48.578	39.293	165	27.399	184	41.886	225	144	21	2	1:39.790	34.400	166	25.463	207	39.927	224	233
3	1	1:43.067	35.678	162	26.610	202	40.779	224	205	22	2	1:39.555	34.276	165	25.565	207	39.714	225	233
4	1	1:40.981	34.963	167	25.891	207	40.127	225	233	23	2	1:38.904	34.187	165	25.291	209	39.426	224	233
5	1	1:41.067	34.858	167	25.938	204	40.271	224	235	24	2	1:39.730	33.781	165	26.084	208	39.865	225	234
6	1	1:39.921	34.404	167	25.816	208	39.701	226	227	25	2	1:39.036	33.888	166	25.444	207	39.704	224	234
7	1	1:39.746	34.233	168	25.862	207	39.651	226	235	26	2	1:38.971	34.040	166	25.262	208	39.669	225	233
8	1	1:39.858	33.973	168	25.679	208	40.206	225	234	27	2	1:38.005	33.443	166	25.185	208	39.377	225	234
9	1	1:39.561	34.333	166	25.438	210	39.790	226	234	28	2	1:38.645	33.790	166	25.351	209	39.504	225	233
10	1	1:38.723	33.737	168	25.291	210	39.695	226	235	29	2	1:38.900	33.650	167	25.280	210	39.970	224	234
11	1	1:39.813	34.300	167	25.659	209	39.854	225	235	30	2	1:40.980	35.071	169	25.647	201	40.262	225	233
12	1	1:39.131	33.914	168	25.157	210	40.060	225	235	31	2	1:38.078	33.439	165	25.211	206	39.428	224	234
13	1	1:51.646	46.185	161	25.610	206	39.851	224	234	32	2	1:46.837	33.667	167	32.975	202	40.195	226	233
14	1	1:38.769	33.906	164	25.388	209	39.475	225	233	33	2	1:39.523	34.178	164	25.498	208	39.847	225	233
15	1	1:38.529	33.831	166	25.022	210	39.676	224	234	34	2	1:38.206	33.624	167	25.260	208	39.322	225	234
16	1	1:38.150	33.660	167	25.039	210	39.451	225	233	35	2	1:39.462	33.962	165	25.852	206	39.648	225	234
17	1	1:38.960	33.677	165	25.695	208	39.588	224	234	36	2	1:38.735	33.634	167	25.431	208	39.670	225	234
18	1	1:39.025	33.961	168	25.363	210	39.701	225	233	37	2	1:38.460	33.234	166	25.712	205	39.514	225	234
19	1	1:41.392	33.734	169	25.432	208	42.226	49	233										





ADAC GT Masters

Sector List Race 1

Provisional



Lausitzring, Length: 3478m

Air temperature: 19.11°C

Track temperature: 21.4°C

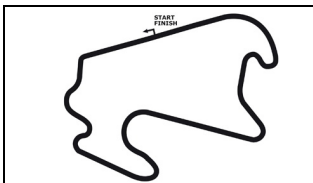
Weather condition: Wet

DMSB Reg. Nr.:

Saturday, August 20, 2022 13:00:00

Lap Id	Time	SE1	SP1	SE2	SP2	SE3	SP3	TSP	Lap Id	Time	SE1	SP1	SE2	SP2	SE3	SP3	TSP		
91 Engelhart, DEU(#1) / Güven, TUR(#2)									theoretical besttime: 1:36.702										
1	1	2:23.764	44.723	116	34.132	162	1:04.909	145	125	20	2	1:39.811	34.667	169	25.345	208	39.799	227	238
2	1	1:40.195	35.393	169	25.302	210	39.500	226	178	21	2	1:38.720	34.100	167	24.978	210	39.642	228	237
3	1	1:38.251	33.921	170	25.178	210	39.152	227	234	22	2	1:38.362	34.128	170	24.762	213	39.472	228	237
4	1	1:37.719	33.733	170	24.820	211	39.166	228	235	23	2	1:38.053	33.936	167	24.952	211	39.165	229	238
5	1	1:37.782	33.937	171	24.682	212	39.163	228	237	24	2	1:38.206	33.880	173	25.024	211	39.302	229	238
6	1	1:37.027	33.507	171	24.696	212	38.824	230	236	25	2	1:38.184	33.913	172	25.175	210	39.096	230	238
7	1	1:37.370	33.656	170	24.802	212	38.912	230	238	26	2	1:38.088	33.823	168	24.969	211	39.296	228	238
8	1	1:37.892	33.655	170	24.949	209	39.288	230	238	27	2	1:37.699	33.605	172	24.874	211	39.220	228	237
9	1	1:37.238	33.492	170	24.826	212	38.920	229	238	28	2	1:38.287	33.874	171	24.949	210	39.464	229	238
10	1	1:37.050	33.443	170	24.775	210	38.832	229	237	29	2	1:37.513	33.479	173	24.816	213	39.218	229	239
11	1	1:37.290	33.485	171	24.768	212	39.037	230	238	30	2	1:37.688	33.444	171	24.945	212	39.299	230	239
12	1	1:37.438	33.778	170	24.574	212	39.086	228	238	31	2	1:37.598	33.730	171	24.777	212	39.091	229	239
13	1	1:37.319	33.817	169	24.517	212	38.985	229	237	32	2	1:37.448	33.489	172	24.903	213	39.056	229	239
14	1	1:37.115	33.532	170	24.653	212	38.930	228	238	33	2	1:38.044	33.501	171	24.840	211	39.703	229	239
15	1	1:37.515	33.672	170	24.922	211	38.921	229	238	34	2	1:37.673	33.621	171	24.610	213	39.442	230	238
16	1	1:37.532	33.985	170	24.756	212	38.791	229	237	35	2	1:38.254	33.394	173	25.000	212	39.860	229	239
17	1	1:37.310	33.757	170	24.708	212	38.845	230	238	36	2	1:39.669	34.022	171	26.018	210	39.629	229	238
18	2	1:40.044	33.497	171	24.867	211	41.680	49	238	37	2	1:39.272	33.711	172	25.315	211	40.246	228	239
19	2	2:30.141	1:24.828	167	25.517	211	39.796	229											





ADAC GT Masters

Lap Chart Race 1

Provisional



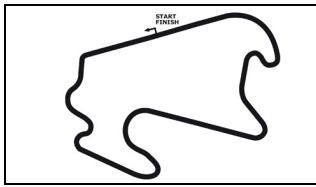
Lausitzring, Length: 3478 m

Saturday, August 20, 2022 13:00:00

LapCha	1	2	3	4	5	6	7	8	9	10	11	12	13	14	15	16	17	18	19	20	21	22	23	24	25	26	27	28	29	30	31	32	33	34	35	36	37	38	39	40	41	42	43	44	45		
LAP 36	91	63	71	15	48	19	29	1	27	11	10	20	33	54	22	84	4	28	90																												
LAP 37	91	63	71	15	48	19	29	1	27	11	10	20	33	54	22	84	4	28	90	69																											

.- PIT STOP ' -LAPBEHIND





ADAC GT Masters

Pit Stops Race 1

Provisional



Lausitzring, Length: 3478m

Air temperature: 19.11°C

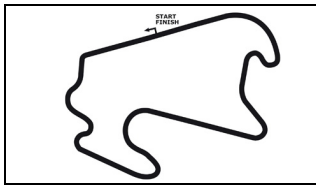
Track temperature: 21.4°C

Weather condition: Wet

DMSB Reg. Nr.:

Saturday, August 20, 2022 13:00:00

Nr	Driver in	Day time in	Time in	Driver out	Day time out	Time out	Reason	Nett Time
4	Fabian Schiller	13:03:21.013	4:07.160	Fabian Schiller	13:04:10.443	4:56.590	Technical	49.430
1	Tim Zimmermann	13:24:46.275	25:32.422	Christopher Mies	13:25:52.316	26:38.463		1:06.041
27	Kim-Luis Schramm	13:24:47.214	25:33.361	Dennis Marschall	13:25:52.878	26:39.025		1:05.664
54	Simon Reicher	13:24:58.105	25:44.252	Norbert Siedler	13:26:03.301	26:49.448		1:05.196
69	Florian Spengler	13:25:09.789	25:55.936	Florian Spengler	13:26:15.635	27:01.782		1:05.846
11	Adrien De Leener	13:25:11.872	25:58.019	Klaus Bachler	13:26:16.940	27:03.087		1:05.068
4	Fabian Schiller	13:25:16.693	26:02.840	Jules Gounon	13:26:22.314	27:08.461		1:05.621
28	Salman Owega	13:25:17.398	26:03.545	Christopher Haase	13:26:22.901	27:09.048		1:05.503
22	Joel Sturm	13:26:32.902	27:19.049	Joel Sturm	13:27:42.942	28:29.089		1:10.040
29	Jusuf Owega	13:28:03.181	28:49.328	Ricardo Feller	13:29:09.044	29:55.191		1:05.863
33	Thierry Vermeulen	13:28:17.247	29:03.394	Mattia Drudi	13:29:23.484	30:09.631		1:06.237
91	Christian Engelhart	13:29:11.885	29:58.032	Ayhancan Güven	13:30:17.342	31:03.489		1:05.457
84	Frank Bird	13:30:02.962	30:49.109	Frank Bird	13:31:08.783	31:54.930		1:05.821
15	Patric Niederhauser	13:30:52.546	31:38.693	Patric Niederhauser	13:31:58.417	32:44.564		1:05.871
8	Marvin Dienst	13:31:02.080	31:48.227	Jan Marschalkowski	13:32:07.140	32:53.287		1:05.060
19	Arthur Rougier	13:31:10.927	31:57.074	Franck Perera	13:32:16.014	33:02.161		1:05.087
90	Ezequiel Perez Companc	13:31:50.150	32:36.297	Juuso Puhakka	13:32:55.493	33:41.640		1:05.343
63	Albert Costa Balboa	13:32:38.688	33:24.835	Jack Aitken	13:33:44.192	34:30.339		1:05.504
71	Maximilian Paul	13:32:40.423	33:26.570	Marco Mapelli	13:33:46.177	34:32.324		1:05.754
48	Raffaele Marciello	13:32:43.230	33:29.377	Daniel Juncadella	13:33:48.685	34:34.832		1:05.455
14	Konsta Lappalainen	13:32:50.539	33:36.686	Mick Wishofer	13:33:56.363	34:42.510		1:05.824
10	Niklas Krütten	13:33:01.760	33:47.907	Ben Green	13:34:07.357	34:53.504		1:05.597
20	Jesse Krohn	13:33:06.376	33:52.523	Jesse Krohn	13:34:12.016	34:58.163		1:05.640
69	Markus Winkelhock	13:34:38.344	35:24.491	Markus Winkelhock	13:36:28.813	37:14.960	Technical	1:50.469
69	Markus Winkelhock	13:42:58.358	43:44.505	Markus Winkelhock	13:47:53.903	48:40.050	Technical	4:55.545



ADAC GT Masters

Top speed list Race 1

Provisional



Lausitzring, Length: 3478m

Air temperature: 19.11°C

Track temperature: 21.4°C

Weather condition: Wet

DMSB Reg. Nr.:

Saturday, August 20, 2022 13:00:00

#	Name (NAT)	Team	Car name	Speed	Lap	Race time
11	Klaus Bachler (AUT)	Dinamic Motorsport (ITA)	Porsche 911 GT3 R	242.57	30	49:44.041
14	Mick Wishofer (AUT)	Emil Frey Racing (CHE)	Lamborghini Huracan GT3 EVO	242.57	32	52:38.831
10	Ben Green (GBR)	Schubert Motorsport (DEU)	BMW M4 GT3	242.02	30	49:43.846
19	Franck Perera (FRA)	Emil Frey Racing (CHE)	Lamborghini Huracan GT3 EVO	240.94	25	41:10.296
22	Joel Sturm (DEU)	Allied-Racing (DEU)	Porsche 911 GT3 R	240.40	7	11:01.025
20	Jesse Krohn (FIN)	Schubert Motorsport (DEU)	BMW M4 GT3	240.40	14	22:31.169
54	Norbert Siedler (AUT)	EASTALENT RACING TEAM (AUT)	Audi R8 LMS evo II GT3	240.40	32	53:10.315
29	Ricardo Feller (CHE)	Montaplast by Land Motorsport (DEU)	Audi R8 LMS evo II GT3	240.40	33	54:17.233
84	Elias Seppänen (FIN)	MANN-FILTER Team LANDGRAF (DEU)	Mercedes-AMG GT3	239.86	31	51:36.090
63	Jack Aitken (GBR)	Emil Frey Racing (CHE)	Lamborghini Huracan GT3 EVO	239.86	33	53:56.329
33	Mattia Drudi (ITA)	Car Collection Motorsport (DEU)	Audi R8 LMS evo II GT3	239.86	33	54:46.133
91	Ayhancan Güven (TUR)	Team Joos Sportwagentechnik (DEU)	Porsche 911 GT3 R	239.86	35	57:09.143
15	Luca Engstler (DEU)	Rutronik Racing (DEU)	Audi R8 LMS evo II GT3	239.86	36	59:05.469
27	Dennis Marschall (DEU)	Rutronik Racing (DEU)	Audi R8 LMS evo II GT3	239.33	25	41:22.313
71	Marco Mapelli (ITA)	Paul Motorsport (DEU)	Lamborghini Huracan GT3 EVO	239.33	26	42:41.320
69	Florian Spengler (DEU)	Car Collection Motorsport (DEU)	Audi R8 LMS evo II GT3	238.80	6	9:16.835
28	Salman Owega (DEU)	Montaplast by Land Motorsport (DEU)	Audi R8 LMS evo II GT3	238.80	10	15:50.572
1	Tim Zimmermann (DEU)	Montaplast by Land Motorsport (DEU)	Audi R8 LMS evo II GT3	238.27	6	9:06.643
48	Daniel Juncadella (ESP)	MANN-FILTER Team LANDGRAF (DEU)	Mercedes-AMG GT3	238.27	35	57:28.966
4	Jules Gounon (FRA)	Drago Racing Team ZVO (DEU)	Mercedes-AMG GT3	236.69	23	38:39.331
8	Marvin Dienst (DEU)	Mercedes-AMG Team ZVO (DEU)	Mercedes-AMG GT3	236.17	18	28:40.153
90	Ezequiel Perez Companc (ARG)	MADPANDA MOTORSPORT (ESP)	Mercedes-AMG GT3	235.65	7	11:02.553