

Testtag ADAC GT Masters



Sector List Test Session 1

Provisional

DMSB Reg. Nr.:

Friday, October 2, 2020 8:55:00

Sachsenring, Length: 3645m
 Air temperature: 12.74°C
 Track temperature: 13.3°C
 Weather condition: Dry

Lap Id	Time	SE1	SP1	SE2	SP2	SE3	SP3	TSP	Lap Id	Time	SE1	SP1	SE2	SP2	SE3	SP3	TSP
--------	------	-----	-----	-----	-----	-----	-----	-----	--------	------	-----	-----	-----	-----	-----	-----	-----

11 Erhart, DEU(#1) / Kaffer, DEU(#2) theoretical besttime: 1:19.747

1	2	2:50.033	2:02.202	23.449	24.382	160			13	2	1:19.802	41.496	17.486	20.820	171	216	
2	2	1:33.999	49.681	20.227	24.091	168	189		14	2	1:19.929	41.441	17.664	20.824	171	216	
3	2	1:23.835	43.545	18.830	21.460	171	214		15	2	1:27.051	41.914	18.172	26.965	58	217	
4	2	1:22.487	42.298	18.325	21.864	171	216		16	1	3:31.532	2:50.937	18.799	21.796	169		
5	2	1:21.943	42.494	18.283	21.166	168	216		17	1	1:23.115	42.757	18.743	21.615	170	215	
6	2	1:21.017	42.018	17.925	21.074	171	215		18	1	1:22.307	42.362	18.474	21.471	170	215	
7	2	1:26.588	42.755	18.118	25.715	170	216		19	1	1:22.215	42.224	18.556	21.435	170	215	
8	2	1:21.360	42.147	17.911	21.302	170	215		20	1	1:21.995	42.228	18.407	21.360	169	215	
9	2	1:27.366	42.789	18.786	25.791	58	215		21	1	1:21.646	42.100	18.212	21.334	169	215	
10	2	5:16.938	4:33.376	20.757	22.805	165			22	1	1:21.733	42.260	18.267	21.206	169	215	
11	2	1:25.977	44.336	19.919	21.722	169	213		23	1	2:57.805	1:12.664	50.058	55.083	58	215	
12	2	1:21.056	42.105	17.920	21.031	170	216										

14 Johansson, SWE(#1) / Klingmann, DEU(#2) theoretical besttime: 1:20.836

1	2	2:22.793	1:26.072	27.572	29.149	147			9	2	8:08.134	7:28.596	18.140	21.398	174		
2	2	1:48.780	54.315	23.239	31.226	59	151		10	2	1:21.164	42.157	17.756	21.251	174	220	
3	2	6:34.263	5:52.420	18.074	23.769	173			11	2	1:25.868	42.334	18.167	25.367	59	222	
4	2	1:21.471	42.240	17.679	21.552	174	219		12	2	4:50.498	4:11.135	17.940	21.423	173		
5	2	1:20.983	41.968	17.661	21.354	173	220		13	2	1:21.637	42.529	17.867	21.241	173	220	
6	2	1:21.363	42.060	18.019	21.284	174	219		14	2	1:21.475	42.224	17.866	21.385	171	221	
7	2	1:20.905	41.967	17.730	21.208	170	219		15	2	1:26.580	42.948	18.419	25.213	59	219	
8	2	1:27.235	43.315	18.176	25.744	59	220										

17 Bachler, AUT(#1) / De Silvestro, CHE(#2) theoretical besttime: 1:18.952

1	1	2:50.268	2:05.512	21.237	23.519	166			12	1	1:22.562	41.336	17.968	23.258	175	220	
2	1	1:24.220	44.910	18.160	21.150	173	213		13	1	1:19.424	41.225	17.428	20.771	174	221	
3	1	1:21.036	41.922	17.959	21.155	174	217		14	1	1:25.555	42.249	18.120	25.186	58	219	
4	1	1:20.203	41.680	17.468	21.055	173	217		15	2	4:05.226	3:24.095	19.066	22.065	169		
5	1	1:20.355	41.772	17.555	21.028	173	217		16	2	1:22.530	42.474	18.409	21.647	170	216	
6	1	1:20.591	41.971	17.503	21.117	173	217		17	2	1:21.874	42.031	18.427	21.416	173	216	
7	1	1:24.901	42.504	18.102	24.295	58	218		18	2	1:21.881	42.024	18.462	21.395	171	217	
8	1	5:47.016	5:05.072	19.451	22.493	170			19	2	1:21.285	42.059	17.890	21.336	173	217	
9	1	1:23.863	44.023	18.486	21.354	173	211		20	2	1:21.271	41.897	17.811	21.563	158	217	
10	1	1:21.198	42.165	17.640	21.393	174	218		21	2	1:24.183	43.516	19.437	21.230	173	212	
11	1	1:18.952	41.139	17.188	20.625	174	219		22	2	2:00.562	41.911	32.494	46.157	55	217	

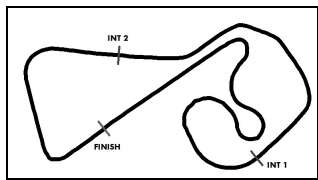
18 Fittje, DEU(#1) / Jahn, DEU(#2) theoretical besttime: 1:20.816

1	2	2:44.073	1:56.342	22.763	24.968	155			11	1	1:24.309	43.002	18.746	22.561	171	217	
2	2	1:28.902	45.226	19.742	23.934	171	202		12	1	1:23.003	42.746	18.784	21.473	173	217	
3	2	1:23.159	42.852	18.332	21.975	174	214		13	1	1:21.847	42.237	18.089	21.521	168	217	
4	2	1:20.917	41.886	17.997	21.034	174	218		14	1	1:21.677	42.415	17.960	21.302	173	215	
5	2	1:21.767	42.668	17.896	21.203	173	218		15	1	1:21.564	42.100	17.900	21.564	170	217	
6	2	1:21.635	42.047	17.954	21.634	171	217		16	1	1:26.461	43.163	18.334	24.964	57	216	
7	2	1:21.747	42.356	18.105	21.286	170	218		17	1	7:12.477	6:29.622	19.813	23.042	171		
8	2	1:24.703	42.242	18.016	24.445	58	217		18	1	1:23.311	43.015	18.642	21.654	171	215	
9	2	2:32.508	1:50.453	18.173	23.882	57			19	1	1:42.901	41.952	18.161	42.788	38	215	
10	1	5:13.633	4:28.923	21.990	22.720	170											

19 Lagrange, BEL(#1) / Schmid, AUT(#2) theoretical besttime: 1:20.490

1	2	1:53.749	1:02.992	22.727	28.030	56			11	2	1:27.555	42.350	18.822	26.383	56	217	
2	2	3:22.126	2:42.296	18.687	21.143	171			12	1	6:39.389	5:49.706	24.755	24.928	165		
3	2	1:21.817	41.936	17.834	22.047	170	216		13	1	1:34.004	46.321	20.509	27.174	169	213	
4	2	1:20.726	41.884	17.771	21.071	173	216		14	1	1:22.885	43.016	18.557	21.312	171	216	
5	2	1:24.259	41.648	19.641	22.970	170	218		15	1	1:25.250	42.505	19.881	22.864	170	217	
6	2	1:25.365	42.181	20.672	22.512	173	217		16	1	1:22.503	42.549	18.573	21.381	169	217	
7	2	1:22.095	42.299	18.237	21.559	169	219		17	1	1:22.209	42.604	18.212	21.393	170	216	
8	2	1:25.645	42.340	18.279	25.026	56	216		18	1	1:21.904	42.358	18.204	21.342	170	216	
9	2	5:17.475	4:33.481	18.068	25.926	171			19	1	1:24.925	42.022	18.466	24.437	55	216	
10	2	1:23.079	42.487	18.429	22.163	169	216										





Testtag ADAC GT Masters



Sector List Test Session 1

Provisional

Sachsenring, Length: 3645m
Air temperature: 12.74°C
Track temperature: 13.3°C
Weather condition: Dry

DMSB Reg. Nr.:

Friday, October 2, 2020 8:55:00

Lap Id	Time	SE1	SP1	SE2	SP2	SE3	SP3	TSP	Lap Id	Time	SE1	SP1	SE2	SP2	SE3	SP3	TSP
20 Wishofer, AUT(#1) / Boccolacci, FRA(#2)									theoretical besttime: 1:20.838								
1	1	2:13.563	1:26.826	22.743	23.994	166			12	1	1:25.152	42.132	17.916	25.104	59	216	
2	1	1:24.792	44.452	18.836	21.504	170	212		13	2	4:05.251	3:18.822	20.629	25.800	165		
3	1	1:23.493	42.809	19.277	21.407	173	214		14	2	1:25.558	44.038	19.274	22.246	168	213	
4	1	1:21.649	42.197	18.062	21.390	171	215		15	2	1:24.137	43.097	18.889	22.151	170	214	
5	1	1:21.517	42.049	18.148	21.320	173	215		16	2	1:23.263	42.577	19.148	21.538	173	216	
6	1	1:28.525	46.853	18.528	23.144	171	216		17	2	1:27.170	42.299	18.372	26.499	43	217	
7	1	1:21.294	42.089	17.883	21.322	170	215		18	2	6:40.942	5:52.838	23.483	24.621	165		
8	1	1:21.132	42.004	17.640	21.488	170	216		19	2	1:28.647	46.671	19.173	22.803	169	209	
9	1	1:24.803	42.286	17.811	24.706	60	214		20	2	1:26.550	44.181	18.628	23.741	173	212	
10	1	2:30.365	1:51.120	17.665	21.580	169			21	2	2:33.928	59.132	45.991	48.805	60	216	
11	1	1:20.950	41.878	17.663	21.409	170	215										

21 Keilwitz, DEU(#1) / Eriksson, SWE(#2)									theoretical besttime: 1:20.239								
1	1	2:10.315	1:17.338	23.189	29.788	58			12	1	2:38.508	1:58.162	18.590	21.756	171		
2	1	2:41.983	2:00.134	19.581	22.268	169			13	1	1:21.637	42.222	17.950	21.465	174	215	
3	1	1:23.224	43.267	18.369	21.588	171	215		14	1	1:20.683	41.756	17.581	21.346	174	216	
4	1	1:21.142	41.915	18.141	21.086	170	215		15	1	1:20.735	41.750	17.655	21.330	174	217	
5	1	1:22.155	41.902	17.873	22.380	171	216		16	1	1:20.799	41.736	17.686	21.377	174	217	
6	1	1:20.645	41.718	17.770	21.157	168	216		17	1	1:20.683	41.572	17.890	21.221	173	217	
7	1	1:22.645	41.922	17.821	22.902	171	215		18	1	1:24.164	41.710	17.583	24.871	59	216	
8	1	1:21.037	41.875	17.912	21.250	169	216		19	1	3:48.967	3:06.226	19.520	23.221	173		
9	1	1:26.491	42.221	18.238	26.032	60	215		20	1	1:20.900	41.890	17.599	21.411	174	217	
10	1	3:42.948	2:59.541	18.451	24.956	59			21			42.336				217	
11	1	2:38.016	1:53.633	18.682	25.701	60											

22 Stolz, DEU(#1) / Engel, DEU(#2)									theoretical besttime: 1:19.544								
1	2	2:02.836	1:11.927	20.377	30.532	163			13	1	1:21.344	42.044	17.818	21.482	170	217	
2	2	1:33.303	43.868	18.232	31.203	173	212		14	1	1:20.868	41.917	17.920	21.031	173	216	
3	2	1:20.849	42.230	17.609	21.010	174	216		15	1	1:20.206	41.671	17.533	21.002	173	217	
4	2	1:20.278	41.303	17.533	21.442	152	218		16	1	1:20.312	41.642	17.573	21.097	174	216	
5	2	1:20.303	41.831	17.525	20.947	171	209		17	1	1:21.192	42.053	17.674	21.465	171	218	
6	2	1:26.303	42.826	17.787	25.690	57	217		18	1	1:26.875	42.412	17.986	26.477	46	217	
7	2	3:10.365	2:28.887	17.900	23.578	174			19	1	4:53.575	4:12.536	19.142	21.897	170		
8	2	1:20.421	41.810	17.628	20.983	173	218		20	1	1:21.704	42.850	17.764	21.090	174	215	
9	2	1:20.023	41.693	17.513	20.817	174	217		21	1	1:31.351	41.361	17.817	32.173	173	217	
10	2	1:23.071	41.513	17.472	24.086	57	217		22	1	1:19.570	41.280	17.498	20.792	173	217	
11	1	2:36.726	1:57.490	17.930	21.306	173			23	1	2:11.499	41.465	42.109	47.925	44	217	
12	1	1:21.217	41.961	17.880	21.376	171	216										

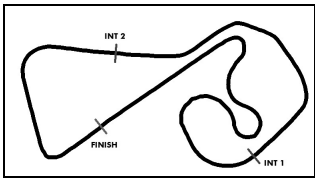
25 Walilko, POL(#1) / Ortmann, DEU(#2)									theoretical besttime: 1:20.996								
1	1	1:53.845	1:07.425	21.944	24.476	162			10	2	9:41.846	8:45.842	25.881	30.123	164		
2	1	1:30.612	45.977	20.248	24.387	170	207		11	2	1:25.101	44.510	18.732	21.859	171	212	
3	1	1:22.328	42.652	18.356	21.320	170	216		12	2	1:21.906	42.392	18.221	21.293	171	216	
4	1	1:21.323	42.162	18.026	21.135	171	216		13	2	1:21.562	42.025	18.140	21.397	169	216	
5	1	1:21.341	41.909	18.247	21.185	173	217		14	2	1:22.105	42.431	18.484	21.190	171	216	
6	1	1:21.233	42.054	18.045	21.134	171	217		15	2	1:25.375	42.398	17.984	24.993	59	216	
7	1	1:21.452	41.947	18.037	21.468	171	217		16	2	7:13.947	6:33.165	17.953	22.829	171		
8	1	1:23.443	43.060	18.277	22.106	166	217		17	2	1:26.026	42.159	18.190	25.677	59	216	
9	1	1:27.095	42.558	18.615	25.922	59	215										

26 Feller, CHE(#1) / Mücke, DEU(#2)									theoretical besttime: 1:19.761								
1	1	2:22.523	1:39.987	20.453	22.083	168			11	1	1:26.432	43.239	18.466	24.727	58	218	
2	1	1:21.427	42.566	17.825	21.036	173	213		12	2	5:13.944	4:28.961	21.408	23.575	166		
3	1	1:21.992	41.984	18.277	21.731	171	219		13	2	1:26.106	45.012	19.301	21.793	169	204	
4	1	1:19.976	41.613	17.510	20.853	170	218		14	2	1:22.336	42.624	18.502	21.210	170	216	
5	1	1:20.056	41.578	17.527	20.951	171	217		15	2	1:20.704	41.776	17.921	21.007	170	216	
6	1	1:22.757	41.398	17.702	23.657	174	218		16	2	1:26.556	41.810	19.573	25.173	171	216	
7	1	1:23.737	41.687	17.761	24.289	59	219		17	2	1:21.329	41.899	18.053	21.377	164	217	
8	1	5:30.558	4:49.750	17.945	22.863	171			18	2	1:25.503	42.000	18.097	25.406	56	215	
9	1	1:20.812	41.954	17.749	21.109	173	217		19	2	3:47.396	3:04.905	18.291	24.200	168		
10	1	1:20.971	41.927	17.831	21.213	170	218		20	2	2:15.605	45.904	43.543	46.158	58	216	

ver: 1.0

www.adac.de/motorsport

Page 3 / 7 printed: 2.10.2020 9:41



Testtag ADAC GT Masters

Sector List Test Session 1



Provisional

Sachsenring, Length: 3645m

Air temperature: 12.74°C

Track temperature: 13.3°C

Weather condition: Dry

DMSB Reg. Nr.:

Friday, October 2, 2020 8:55:00

Lap Id Time SE1 SP1 SE2 SP2 SE3 SP3 TSP Lap Id Time SE1 SP1 SE2 SP2 SE3 SP3 TSP

28 Hofer, AUT(#1) / Haase, DEU(#2) theoretical besttime: 1:19.488

1	1	1:43.227	58.442	20.712	24.073	166	12	1	1:20.453	41.666	17.665	21.122	171	216
2	1	1:27.909	47.336	19.205	21.368	173	13	1	1:23.709	41.814	17.665	24.230	52	217
3	1	1:20.840	41.823	17.943	21.074	173	14	1	3:58.940	3:18.121	19.248	21.571	173	
4	1	1:20.178	41.599	17.617	20.962	173	15	1	1:21.853	42.284	17.749	21.820	174	211
5	1	1:19.826	41.313	17.590	20.923	173	16	1	1:19.851	41.267	17.747	20.837	173	217
6	1	1:20.950	42.046	17.855	21.049	169	17	1	1:23.002	41.196	19.985	21.821	174	218
7	1	1:22.159	41.789	17.875	22.495	174	18	1	1:19.489	41.186	17.465	20.838	173	218
8	1	1:24.338	41.641	17.868	24.829	58	19	1	1:26.015	42.560	18.351	25.104	59	214
9	1	5:11.247	4:32.349	17.775	21.123	171	20	2	3:11.356	2:29.684	18.323	23.349	170	
10	1	1:22.172	41.684	19.105	21.383	170	21	2	1:22.328	41.863	18.245	22.220	173	214
11	1	1:21.793	42.130	18.344	21.319	170	22	2	1:59.633	41.729	31.894	46.010	59	216

29 Schramm, DEU(#1) / Mies, DEU(#2) theoretical besttime: 1:19.204

1	2	2:10.814	1:23.613	23.300	23.901	166	12	2	1:20.617	41.897	17.769	20.951	173	213
2	2	1:26.026	45.188	19.344	21.494	173	13	2	1:19.238	41.104	17.441	20.693	174	219
3	2	1:22.869	42.137	18.096	22.636	171	14	2	1:19.368	41.070	17.480	20.818	173	218
4	2	1:20.252	41.584	17.812	20.856	174	15	2	1:25.375	41.368	17.606	26.401	170	217
5	2	1:23.912	42.128	18.910	22.874	173	16	2	1:22.974	41.249	17.544	24.181	59	217
6	2	1:20.349	41.565	17.775	21.009	174	17	1	4:27.257	3:47.123	18.494	21.640	150	
7	2	1:20.483	41.696	17.758	21.029	174	18	1	1:21.842	42.586	18.088	21.168	171	206
8	2	1:20.106	41.508	17.681	20.917	174	19	1	1:21.143	41.894	17.971	21.278	170	214
9	2	1:23.637	41.704	17.718	24.215	59	20	1	1:22.899	41.779	18.021	23.099	170	217
10	2	6:11.667	5:24.296	23.726	23.645	170	21	1	1:21.154	41.802	17.913	21.439	170	218
11	2	1:24.903	43.592	18.648	22.663	170	22	1	2:05.926	41.867	38.248	45.811	59	217

30 Ineichen, CHE(#1) / Vervisch, BEL(#2) theoretical besttime: 1:20.149

1	1	3:04.688	2:19.647	21.590	23.451	164	12	2	1:21.019	42.003	17.821	21.195	171	217
2	1	1:26.991	44.962	19.168	22.861	168	13	2	1:20.894	41.997	17.805	21.092	174	216
3	1	1:25.727	45.740	18.722	21.265	171	14	2	1:20.504	41.570	17.662	21.272	171	216
4	1	1:20.486	41.596	17.823	21.067	170	15	2	1:21.654	41.691	17.620	22.343	173	216
5	1	1:20.369	41.502	17.716	21.151	169	16	2	1:20.980	42.064	17.718	21.198	171	218
6	1	1:20.152	41.487	17.623	21.042	170	17	2	1:27.330	42.866	17.838	26.626	45	216
7	1	1:28.339	42.404	18.709	27.226	171	18	1	4:22.231	3:36.886	21.659	23.686	169	
8	1	1:20.970	41.733	17.841	21.396	169	19	1	1:24.440	42.753	17.843	23.844	171	213
9	1	1:23.639	41.702	17.751	24.186	59	20	1	1:40.437	42.636	19.978	37.823	169	216
10	2	5:06.490	4:22.652	20.199	23.639	171	21	1	1:22.016	41.769	18.427	21.820	170	215
11	2	1:21.260	42.190	17.991	21.079	173	22	1	2:19.669	49.351	43.528	46.790	58	216

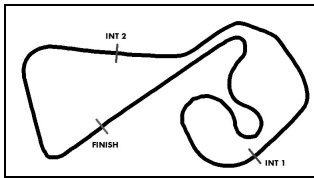
31 Niederhauser, CHE(#1) / van der Linde, ZAF(#2) theoretical besttime: 1:19.318

1	1	1:48.658	1:03.144	22.047	23.467	165	10	1	1:19.792	41.598	17.408	20.786	173	216
2	1	1:27.884	45.082	20.176	22.626	169	11	1	1:23.806	41.716	17.666	24.424	59	217
3	1	1:21.250	42.212	17.805	21.233	170	12	1	10:16.570	9:32.793	20.593	23.184	164	
4	1	1:20.457	41.826	17.725	20.906	171	13	1	1:34.375	47.025	22.466	24.884	168	164
5	1	1:24.398	41.633	18.025	24.740	58	14	1	1:20.310	41.851	17.489	20.970	173	214
6	1	4:54.683	4:10.007	20.531	24.145	162	15	1	1:20.205	41.578	17.550	21.077	173	216
7	1	1:24.750	44.568	18.640	21.542	171	16	1	1:24.648	41.866	18.219	24.563	59	217
8	1	1:19.961	41.485	17.405	21.071	174	17	1	4:08.952	2:57.328	21.826	49.798	59	
9	1	1:19.408	41.214	17.318	20.876	171								

32 Weerts, BEL(#1) / Vanthoor, BEL(#2) theoretical besttime: 1:19.338

1	2	3:17.181	2:31.640	21.408	24.133	165	10	2	9:55.267	9:09.118	23.301	22.848	166	
2	2	1:25.675	43.080	18.280	24.315	169	11	2	1:25.698	42.944	17.908	24.846	173	210
3	2	1:23.240	42.346	18.375	22.519	171	12	2	1:19.338	41.323	17.162	20.853	170	216
4	2	1:21.136	41.936	18.050	21.150	173	13	2	1:41.539	44.502	24.242	32.795	170	216
5	2	1:20.449	41.491			170	14	2	1:22.182	41.395	17.836	22.951	173	216
6	2	1:22.653	41.553	19.398	21.702	170	15	2	1:19.680	41.464	17.337	20.879	171	217
7	2	1:20.093	41.696	17.467	20.930	171	16	2	1:22.306	42.164	18.209	21.933	173	218
8	2	1:22.200	41.485	18.084	22.631	170	17	2	1:24.098	41.599	17.701	24.798	58	217
9	2	1:24.319	42.012	17.589	24.718	58	18							





Testtag ADAC GT Masters



Sector List Test Session 1

Provisional

Sachsenring, Length: 3645m
Air temperature: 12.74°C
Track temperature: 13.3°C
Weather condition: Dry

DMSB Reg. Nr.:

Friday, October 2, 2020 8:55:00

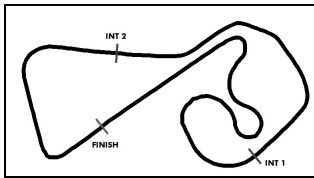
Lap Id	Time	SE1	SP1	SE2	SP2	SE3	SP3	TSP	Lap Id	Time	SE1	SP1	SE2	SP2	SE3	SP3	TSP
33 Salaquarda, CZE(#1) / Stippler, DEU(#2) theoretical besttime: 1:19.582																	
1	2	2:29.020	1:35.883	24.827		28.310	149		11	1	1:20.686	41.896	17.924		20.866	169	217
2	2	1:31.318	48.623	19.535		23.160	169	167	12	1	1:23.385	42.902	19.021		21.462	173	217
3	2	1:25.495	43.157	18.338		24.000	173	215	13	1	1:19.945	41.473	17.658		20.814	170	217
4	2	1:20.991	41.217	17.588		22.186	170	218	14	1	1:23.340	42.704	18.350		22.286	171	218
5	2	1:20.130	41.566	17.671		20.893	170	217	15	1	1:25.958	41.760	18.507		25.691	46	218
6	2	1:20.094	41.406	17.663		21.025	170	217	16	1	7:57.143	7:12.465	21.040		23.638	168	
7	2	1:20.724	41.525	17.751		21.448	171	218	17	1	1:33.612	47.850	19.448		26.314	168	214
8	2	1:27.897	41.699	18.435		27.763	40	218	18	1	1:25.931	41.831	17.551		26.549	168	215
9	1	5:56.605	5:09.148	22.302		25.155	140		19	1	2:08.825	41.769	38.871		48.185	46	216
10	1	1:28.145	45.586	18.748		23.811	173	201									

36 Dienst, DEU(#1) / Frommenwiler, CHE(#2) theoretical besttime:																	
1	0	10:11.151				10:11.151			7	0	4:08.655						
2	0	1:25.216							8	0	1:21.085						
3	0	6:10.824							9	0	1:20.943						
4	0	1:21.586							10	0	1:21.132						
5	0	1:21.628							11	0	6:11.470						
6	0	1:21.048															

47 Dontje, NLD(#1) / Götz, DEU(#2) theoretical besttime: 1:19.535																	
1	2	3:28.348	2:40.661	21.354		26.333	154		11	2	1:22.160	42.262	17.666		22.232	174	217
2	2	1:27.524	46.780	18.553		22.191	171	206	12	2	1:23.820	41.503	17.417		24.900	59	217
3	2	1:23.310	43.615	18.114		21.581	174	215	13	1	3:53.171	3:13.450	18.104		21.617	171	
4	2	1:20.564	41.811	17.589		21.164	170	217	14	1	1:20.785	41.995	17.729		21.061	173	216
5	2	1:25.685	41.829	17.527		26.329	59	216	15	1	1:20.211	41.601	17.588		21.022	174	217
6	2	4:42.950	4:01.209	19.408		22.333	170		16	1	1:20.164	41.705	17.432		21.027	175	216
7	2	1:22.645	43.316	18.025		21.304	174	214	17	1	1:20.619	41.669	17.854		21.096	174	218
8	2	1:21.929	41.767	18.088		22.074	175	217	18	1	1:25.070	42.241	18.132		24.697	57	217
9	2	1:22.715	41.353	18.139		23.223	175	217	19	1	5:10.383	4:28.403	19.261		22.719	170	
10	2	1:19.649	41.096	17.478		21.075	173	217	20	1	2:29.984	59.678	43.308		46.998	58	208

48 Ellis, GBR(#1) / Marciello, ITA(#2) theoretical besttime: 1:18.904																	
1	2	2:50.856	2:08.102	20.067		22.687	168		12	2	1:19.253	41.224	17.266		20.763	171	216
2	2	1:29.528	44.594	18.204		26.730	171	213	13	2	1:24.161	41.544	17.561		25.056	58	217
3	2	1:21.080	42.301	17.648		21.131	171	213	14	1	5:12.591	4:33.231	17.948		21.412	171	
4	2	1:20.608	41.961	17.467		21.180	170	215	15	1	1:21.301	41.917	17.895		21.489	168	216
5	2	1:21.037	42.150	17.724		21.163	173	215	16	1	1:20.463	41.715	17.657		21.091	168	215
6	2	1:25.033	41.838	17.862		25.333	58	216	17	1	1:20.385	41.666	17.444		21.275	170	214
7	2	3:57.146	3:15.559	19.303		22.284	170		18	1	1:24.586	42.201	17.721		24.664	59	216
8	2	1:19.794	41.768	17.390		20.636	173	215	19	1	3:27.220	2:43.248	19.733		24.239	170	
9	2	1:19.022	41.149	17.246		20.627	174	217	20	1	1:24.692	43.140	19.694		21.858	175	212
10	2	1:21.652	42.404	18.253		20.995	174	217	21	1	2:00.302	41.234	32.992		46.076	59	217
11	2	1:19.174	41.031	17.288		20.855	171	217									

63 Costa Balboa, ESP(#1) / Perera, FRA(#2) theoretical besttime: 1:18.857																	
1	1	1:40.116	56.605	20.591		22.920	166		13	2	3:03.362	2:18.715	22.010		22.637	169	
2	1	1:27.451	47.120	18.642		21.689	174	213	14	2	1:23.043	43.553	18.165		21.325	174	216
3	1	1:23.015	42.260	19.191		21.564	174	218	15	2	1:24.831	42.122	20.823		21.886	174	219
4	1	1:19.464	41.207	17.269		20.988	174	219	16	2	1:19.362	41.392	17.255		20.715	177	219
5	1	1:19.903	40.890	17.751		21.262	174	219	17	2	1:23.156	41.104	17.445		24.607	174	220
6	1	1:19.295	41.095	17.252		20.948	174	219	18	2	1:22.017	41.067	17.656		23.294	175	219
7	1	1:19.887	40.994				175	220	19	2	1:19.812	41.146	17.558		21.108	159	219
8	2	4:41.645	4:01.474	18.707		21.464	171	219	20	2	1:26.142	43.391	20.350		22.401	175	214
9	2	1:23.052	42.860	18.320		21.872	175	217	21	2	1:19.858	41.402	17.636		20.820	175	219
10	2	1:20.413	41.643	17.687		21.083	173	218	22	2	1:26.509	42.488	18.815		25.206	55	219
11	2	1:20.418	41.758	17.611		21.049	171	218	23	2	4:57.664	3:26.914	43.559		47.191	55	
12	2	1:24.627	41.600	17.750		25.277	54	218									



Testtag ADAC GT Masters

Sector List Test Session 1



Provisional

DMSB Reg. Nr.:

Sachsenring, Length: 3645m
 Air temperature: 12.74°C
 Track temperature: 13.3°C
 Weather condition: Dry

Friday, October 2, 2020 8:55:00

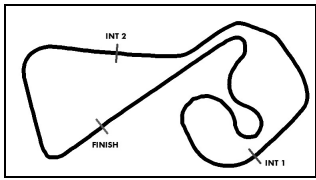
Lap Id	Time	SE1	SP1	SE2	SP2	SE3	SP3	TSP	Lap Id	Time	SE1	SP1	SE2	SP2	SE3	SP3	TSP
71 Paul, DEU(#1) / Langeveld, NLD(#2)									theoretical besttime: 1:20.330								
1	2	2:13.178	1:22.590	24.680		25.908	158		13	1	1:24.277	44.194	18.487		21.596	170	214
2	2	1:30.268	48.110	19.781		22.377	168	165	14	1	1:21.592	42.205	18.128		21.259	170	215
3	2	1:24.942	43.908	19.209		21.825	169	214	15	1	1:21.251	41.955	17.944		21.352	170	215
4	2	1:22.431	42.521	18.425		21.485	170	214	16	1	1:20.639	41.908	17.744		20.987	171	214
5	2	1:23.169	43.195	18.407		21.567	170	215	17	1	1:20.551	41.889	17.733		20.929	171	214
6	2	1:21.563	42.050	18.094		21.419	171	214	18	1	1:20.580	41.668	17.826		21.086	170	215
7	2	1:21.521	42.019	18.222		21.280	171	215	19	1	1:27.266	46.146	19.681		21.439	173	215
8	2	1:22.027	41.922	18.679		21.426	169	216	20	1	1:20.950	41.995	17.826		21.129	170	215
9	2	1:26.716	42.066	18.966		25.684	58	215	21	1	1:27.090	42.697	17.947		26.446	56	215
10	1	4:34.806	3:40.559	26.256		27.991	135		22	2	2:38.795	1:58.360	18.825		21.610	170	
11	1	1:32.952	49.866	20.001		23.085	168	138	23	2	1:23.910	42.275	19.088		22.547	173	215
12	1	1:23.375	43.355	18.383		21.637	169	210	24	2	2:04.056	42.364	31.304		50.388	59	216

72 Schöll, AUT(#1) / Morris, GBR(#2)									theoretical besttime: 1:19.802								
1	1	2:14.566	1:26.515	22.800		25.251	164		10	1	1:22.247	42.792	18.053		21.402	173	219
2	1	1:26.736	45.017	19.435		22.284	170	213	11	1	1:21.690	41.969	18.220		21.501	171	219
3	1	1:25.607	43.629	19.128		22.850	169	217	12	1	5:12.931	4:29.132	20.631		23.168	168	219
4	1	1:22.922	42.474	18.450		21.998	171	217	13	1	1:23.256	42.841	18.977		21.438	174	215
5	1	1:24.908	44.614	18.681		21.613	171	217	14	1	1:20.282	41.575	17.743		20.964	174	219
6	1	1:21.694	42.476	17.930		21.288	173	218	15	1	1:19.802	41.318	17.563		20.921	174	219
7	1	1:25.401	42.274	19.817		23.310	171	219	16	1	4:24.978	3:39.579	21.866		23.533	170	218
8	1	8:54.111	8:12.373	19.841		21.897	170	219	17			44.542	31.845				217
9	1	1:21.777	42.112	18.150		21.515	173	217									

77 Pommer, DEU(#1) / Schmidt, CHE(#2)									theoretical besttime: 1:19.796								
1	1	1:52.623	1:08.724	20.899		23.000	174		10	1	1:31.404	41.503	20.414		29.487	175	225
2	1	1:26.946	44.348	20.574		22.024	177	219	11	1	1:19.805	41.508	17.496		20.801	175	223
3	1	1:22.084	42.470	18.002		21.612	178	223	12	2	7:17.883	6:35.569	18.199		24.115	175	223
4	1	1:20.478	41.614	17.833		21.031	175	224	13	2	1:23.760	42.033	18.131		23.596	175	223
5	1	1:20.487	41.660	17.680		21.147	174	222	14	2	1:21.169	41.918	17.835		21.416	173	222
6	1	1:20.398	41.795	17.632		20.971	174	220	15	2	1:21.555	41.978	18.170		21.407	173	221
7	1	7:51.166	7:05.715	19.784		25.667	173	222	16	2	1:24.739	41.935	18.040		24.764	59	222
8	1	1:24.717	44.724	18.113		21.880	177	203	17								
9	1	1:19.960	41.653	17.492		20.815	175	223									

82 Zimmermann, DEU(#1) / Schothorst, NLD(#2)									theoretical besttime: 1:19.069								
1	2	1:49.298	1:02.155	22.798		24.345	166		11	1	2:44.074	2:05.140	17.770		21.164	173	
2	2	1:29.726	45.632	19.701		24.393	173	211	12	1	1:25.789	41.981	18.117		25.691	61	216
3	2	1:20.891	41.794	18.015		21.082	175	217	13	1	6:07.399	5:17.712	23.219		26.468	150	
4	2	1:24.345	41.138	17.751		25.456	55	218	14	1	1:24.620	44.235	18.255		22.130	171	207
5	2	3:43.047	2:56.388	21.734		24.925	168		15	1	1:23.469	42.794	19.325		21.350	175	217
6	2	1:27.905	47.819	18.110		21.976	175	213	16	1	1:19.502	41.301	17.396		20.805	175	218
7	2	1:19.798	41.479	17.441		20.878	174	218	17	1	1:19.846	41.380	17.510		20.956	175	217
8	2	1:19.346	41.318			174	217		18	1	1:19.227	41.154	17.297		20.776	174	217
9	2	1:19.138	41.207	17.183		20.748	171	217	19	1	1:22.955	41.430	17.434		24.091	175	217
10	2	1:30.554	46.610	18.453		25.491	55	210	20	1	1:24.280	41.395	17.408		25.477	55	218

92 Engelhart, DEU(#1) / Ammermüller, DEU(#2)									theoretical besttime: 1:19.066								
1	2	1:45.941	1:02.493	21.196		22.252	170		11	2	1:19.199	41.151	17.282		20.766	173	218
2	2	1:28.358	45.438	19.228		23.692	174	211	12	2	1:19.172	41.083	17.217		20.872	171	219
3	2	1:20.326	41.741	17.726		20.859	173	219	13	2	1:19.723	41.131	17.634		20.958	173	219
4	2	1:19.928	41.603	17.523		20.802	173	219	14	2	1:25.276	41.401	18.579		25.296	58	219
5	2	1:19.565	41.163	17.453		20.949	173	220	15	2	5:16.009	4:31.592	21.884		22.533	168	
6	2	1:21.460	41.216	18.441		21.803	175	219	16	2	1:24.971	43.440	18.540		22.991	171	213
7	2	1:25.460	41.334	17.917		26.209	58	220	17	2	1:23.361	41.710	18.870		22.781	174	219
8	2	4:37.958	3:56.537	19.204		22.217	171		18	2	1:20.173	41.312	17.835		21.026	175	219
9	2	1:21.547	42.339	17.998		21.210	175	214	19	2	1:37.460	53.920	22.226		21.314	173	219
10	2	1:20.898	41.222	17.701		21.975	171	219	20	2	1:23.915	41.463	17.664		24.788	57	218



Testtag ADAC GT Masters

Sector List Test Session 1



Provisional

DMSB Reg. Nr.:

Friday, October 2, 2020 8:55:00

Sachsenring, Length: 3645m
 Air temperature: 12.74°C
 Track temperature: 13.3°C
 Weather condition: Dry

Lap	Id	Time	SE1	SP1	SE2	SP2	SE3	SP3	TSP	Lap	Id	Time	SE1	SP1	SE2	SP2	SE3	SP3	TSP
99 Renauer, DEU(#1) / Müller, DEU(#2)										theoretical besttime: 1:19.339									
1	2	1:52.208	1:06.290		22.104		23.814	164		11	2	1:20.587	41.798		17.811		20.978	174	216
2	2	1:32.514	46.155		20.445		25.914	58	212	12	2	1:24.158	41.788		17.817		24.553	58	218
3	2	2:49.929	2:10.283		18.384		21.262	170		13	2	4:10.378	3:24.175		22.399		23.804	165	
4	2	1:21.348	42.165		18.153		21.030	171	216	14	2	1:28.367	42.957		17.916		27.494	177	214
5	2	1:20.780	41.692		18.129		20.959	173	217	15	2	1:19.339	41.412		17.357		20.570	174	219
6	2	1:20.413	41.606		17.975		20.832	173	217	16	2	1:27.633	41.471		18.442		27.720	177	219
7	2	1:20.252	41.542		17.776		20.934	173	218	17	2	1:21.014	41.493		17.629		21.892	175	220
8	2	1:26.997	42.025		18.345		26.627	58	218	18	2	1:21.172	41.605		17.712		21.855	177	219
9	2	5:21.605	4:41.213		18.008		22.384	174		19	2	1:26.145	41.581		18.351		26.213	58	219
10	2	1:20.380	41.541		17.764		21.075	170	219	20									

