

ADAC GT Masters Testday



Sector List Test Session 3

Provisional

Nürburgring, Length: 3629m

Air temperature: 15.76°C

Track temperature: 18.64°C

Weather condition: Dry

DMSB Reg. Nr.:

Thursday, August 15, 2019 13:45:00

Lap	Time	SE1	SP1	SE2	SP2	SE3	SP3	TSP	Lap	Time	SE1	SP1	SE2	SP2	SE3	SP3	TSP
1	Renauer, DEU / Preining, AUT								theoretical besttime: 1:29.501								
1	26:49.791	26:01.888	122	24.924	234	22.979	184	234	8	1:29.971	45.558	136	22.357	240	22.056	186	240
2	1:31.325	46.474	135	22.527	238	22.324	187	238	9	1:34.976	45.512	135	22.308	240	27.156	57	240
3	1:30.011	45.769	135	22.442	238	21.800	187	238	10	4:48.522	4:01.806	123	24.029	235	22.687	184	235
4	1:29.917	45.843	136	22.393	241	21.681	187	241	11	1:33.900	49.196	133	22.619	238	22.085	185	238
5	1:30.157	45.902	136	22.409	239	21.846	187	239	12	1:32.052	46.435	135	22.659	238	22.958	187	238
6	1:29.676	45.605	135	22.386	240	21.685	187	240	13	1:30.380	46.243	136	22.320	240	21.817	186	240
7	1:30.058	45.793	136	22.318	241	21.947	185	241	14	1:38.723	45.945	135	22.433	239	30.345	57	239

2	Stolz, DEU / Engel, DEU								theoretical besttime: 1:28.953								
1	20:21.258	19:34.495	127	23.576	233	23.187	184	233	8	1:29.241	45.463	133	22.256	237	21.522	186	237
2	1:29.929	45.949	133	22.440	235	21.540	185	235	9	1:34.249	45.743	132	22.446	237	26.060	57	237
3	1:29.040	45.277	133	22.154	235	21.609	185	235	10	6:39.973	5:54.605	133	22.844	213	22.524	185	213
4	1:33.950	45.428	133	22.248	237	26.274	57	237	11	1:29.862	45.726	134	22.453	236	21.683	185	236
5	3:28.821	2:42.846	132	23.542	233	22.433	186	233	12	1:29.251	45.399	133	22.296	237	21.556	185	237
6	1:29.428	45.524	133	22.303	236	21.601	186	236	13	1:34.100	45.498	132	22.477	237	26.125	57	237
7	1:32.965	48.843	131	22.533	236	21.589	186	236	14	5:40.516	4:42.097	126	24.948	172	33.471	57	172

3	Lips, CHE / Hackländer, DEU								theoretical besttime: 1:28.714								
1	15:28.981	14:37.339	111	27.015	195	24.627	175	195	11	1:30.607	45.802	134	22.873	237	21.932	185	237
2	1:37.098	50.490	129	23.704	235	22.904	182	235	12	1:35.707	47.451	127	23.480	213	24.776	185	213
3	1:30.668	46.232	132	22.552	237	21.884	184	237	13	1:30.871	45.808	135	22.498	237	22.565	184	237
4	1:29.571	45.560	133	22.330	237	21.681	184	237	14	1:30.486	45.910	132	22.681	237	21.895	185	237
5	1:28.871	45.129	132	22.249	238	21.493	184	238	15	1:30.622	45.944	131	22.465	237	22.213	185	237
6	1:28.785	45.200	133	22.167	238	21.418	185	238	16	1:30.523	45.942	131	22.629	238	21.952	184	238
7	1:29.290	45.285	133	22.321	237	21.684	185	237	17	1:30.769	45.705	132	22.906	235	22.158	184	235
8	1:40.716	45.258	133	25.578	167	29.880	57	167	18	1:30.939	45.801	134	22.494	240	22.644	184	240
9	8:13.848	7:28.600	119	22.993	236	22.255	185	236	19	1:36.306	46.180	133	23.179	237	26.947	57	237
10	1:30.214	45.730	134	22.562	238	21.922	183	238	20	2:49.185	1:50.995	121	27.515	171	30.675	55	171

4	Tribaudini, FRA / Hoti, DEU								theoretical besttime: 1:29.126								
1	14:51.493	14:02.930	120	24.364	229	24.199	177	229	12	1:32.118	46.899	128	23.021	235	22.198	183	235
2	1:35.009	48.361	130	23.526	230	23.122	182	230	13	1:50.693	49.845	98	27.392	189	33.456	57	189
3	1:33.805	48.154	131	23.134	233	22.517	182	233	14	6:08.026	5:20.727	122	24.552	231	22.747	181	231
4	1:33.527	47.654	128	23.126	235	22.747	181	235	15	1:31.341	46.932	131	22.624	235	21.785	183	235
5	1:31.345	46.820	127	23.407	234	21.118	182	234	16	1:30.566	46.049	131	22.621	236	21.896	184	236
6	1:32.724	47.171	127	23.032	235	22.521	182	235	17	1:30.700	45.787	131	22.682	236	22.231	183	236
7	1:37.286	48.370	118	24.577	167	24.339	182	167	18	1:29.803	45.573	132	22.540	237	21.690	184	237
8	1:32.855	47.119	126	23.093	233	22.643	182	233	19	1:29.821	45.620	131	22.435	238	21.766	184	238
9	1:32.432	47.122	126	22.978	234	22.332	182	234	20	1:29.679	45.581	134	22.450	237	21.648	184	237
10	1:31.918	46.760	129	22.944	234	22.214	183	234	21	1:40.392	46.127	133	22.611	236	31.654	57	236
11	1:31.949	46.797	128	22.887	235	22.265	183	235									

7	Ludwig, DEU / Asch, DEU								theoretical besttime: 1:29.231								
1	19:41.272	18:54.809	122	23.822	238	22.641	185	238	11	1:33.784	45.622	133	22.307	238	25.855	58	238
2	1:30.661	46.351	134	22.545	239	21.765	186	239	12	1:48.126	1:03.194	135	22.400	241	22.532	189	241
3	1:29.748	45.623	135	22.434	239	21.691	188	239	13	1:34.180	45.791	133	22.353	239	26.036	57	239
4	1:37.339	46.458	135	24.003	219	26.878	58	219	14	4:09.125	3:21.765	69	24.881	237	22.479	186	237
5	5:10.785	4:25.769	133	22.562	237	22.454	188	237	15	1:29.840	45.811	135	22.425	236	21.604	185	236
6	1:29.707	45.706	132	22.368	238	21.633	187	238	16	1:40.432	45.340	135	22.333	238	32.759	57	238
7	1:29.421	45.495	134	22.287	241	21.639	187	241	17	6:01.587	5:11.321	118	25.395	228	24.871	180	228
8	1:34.394	45.679	134	22.404	240	26.311	56	240	18	1:41.802	52.230	119	25.053	229	24.519	182	229
9	3:23.348	2:39.210	134	22.410	239	21.728	186	239	19	1:50.053	52.375	120	25.426	230	32.252	57	230
10	1:29.670	45.632	133	22.302	240	21.736	186	240									

8	Marschall, DEU / Schreiner, DEU								theoretical besttime: 1:30.356								
1	19:00.557	18:06.673	114	28.091	173	25.793	179	173	13	1:30.396	45.971	128	22.527	239	21.898	184	239
2	1:39.524	50.723	127	24.020	201	24.781	184	201	14	1:30.605	46.039	132	22.594	238	21.972	183	238
3	1:33.410	46.860	133	23.332	203	23.218	184	203	15	1:31.168	46.158	131	22.945	239	22.065	184	239
4	1:32.033	46.703	129	22.991	238	22.339	184	238	16	1:30.631	46.140	132	22.553	238	21.938	184	238
5	1:31.087	46.255	132	22.802	237	22.030	183	237	17	1:31.156	46.007	125	22.981	238	22.168	184	238

ver: 1.0

www.adac.de/motorsport

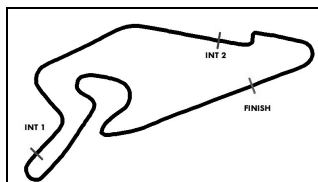
Page 1/ 6 printed: 15.8.2019 14:52

ADAC Vorteilsprogramm



Audi Sport





ADAC GT Masters Testday



Sector List Test Session 3

Provisional

Nürburgring, Length: 3629m

Air temperature: 15.76°C

Track temperature: 18.64°C

Weather condition: Dry

DMSB Reg. Nr.:

Thursday, August 15, 2019 13:45:00

Lap	Time	SE1	SP1	SE2	SP2	SE3	SP3	TSP	Lap	Time	SE1	SP1	SE2	SP2	SE3	SP3	TSP
6	1:31.453	46.272	133	22.884	236	22.297	184	236	18	1:36.952	46.940	126	22.942	238	27.070	58	238
7	1:31.050	46.105	130	22.711	237	22.234	184	237	19	2:50.037	2:04.145	131	23.065	197	22.827	184	197
8	1:30.766	45.931	129	22.658	237	22.177	182	237	20	1:40.505	46.028	131	22.841	238	31.636	58	238
9	1:30.634	46.086	130	22.567	238	21.981	184	238	21	5:57.128	5:05.086	118	26.597	216	25.445	178	216
10	1:38.320	47.175	131	23.208	192	27.937	57	192	22	1:43.424	53.063	121	25.636	228	24.725	179	228
11	2:45.610	2:00.724	130	22.883	237	22.003	183	237	23	1:42.649	52.085	123	25.319	230	25.245	179	230
12	1:31.106	46.412	130	22.682	238	22.012	184	238									

11 Erhart, DEU / Kaffer, DEU

theoretical besttime: 1:29.656

1	19:55.497	19:06.042	118	25.251	224	24.204	180	224	10	1:34.527	45.849	133	22.401	237	26.277	58	237
2	1:33.358	48.001	130	22.970	235	22.387	183	235	11	3:38.468	2:53.515	131	22.959	236	21.994	184	236
3	1:31.920	46.917	131	22.740	236	22.263	183	236	12	1:30.314	45.999	133	22.423	237	21.892	183	237
4	1:36.327	46.692	129	22.752	235	26.883	58	235	13	1:30.334	45.853	133	22.652	237	21.829	185	237
5	4:25.354	3:35.941	122	25.026	221	24.387	180	221	14	1:29.867	45.617	132	22.333	238	21.917	184	238
6	1:33.982	48.434	130	23.071	235	22.477	184	235	15	1:30.692	45.812	132	22.464	240	22.416	184	240
7	1:30.889	46.415	133	22.516	236	21.958	184	236	16	1:34.484	45.549	134	22.364	237	26.571	58	237
8	1:30.352	45.823	134	22.623	236	21.906	184	236	17	4:31.650	3:27.534	125	28.523	153	35.593	57	153
9	1:30.175	45.851	133	22.550	236	21.774	184	236									

12 Drudi, ITA / Spengler, DEU

theoretical besttime: 1:29.023

1	18:35.009	17:44.662	116	25.440	164	24.907	180	164	11	1:29.414	45.433	134	22.371	237	21.610	184	237
2	1:33.846	48.939	131	22.942	235	21.965	184	235	12	1:29.335	45.340	133	22.377	237	21.618	184	237
3	1:32.180	46.622	132	22.797	234	22.761	184	234	13	1:34.113	45.649	131	22.596	238	25.868	57	238
4	1:30.823	46.088	129	22.549	235	22.186	184	235	14	3:03.431	2:19.174	132	22.469	235	21.788	184	235
5	1:30.466	45.972	129	22.500	235	21.994	184	235	15	1:29.700	45.667	129	22.328	237	21.705	184	237
6	1:34.702	46.027	130	22.497	235	26.178	57	235	16	1:29.246	45.497	133	22.153	238	21.596	184	238
7	3:22.227	2:29.183	120	26.862	120	26.182	181	120	17	1:29.396	45.403	132	22.342	237	21.651	185	237
8	1:36.257	48.614	131	23.036	235	24.607	185	235	18	1:30.786	45.274	133	22.238	237	23.274	184	237
9	1:33.341	45.801	129	24.201	208	23.339	184	208	19	1:35.120	46.141	128	22.650	237	26.329	58	237
10	1:29.543	45.429	132	22.399	235	21.715	185	235									

13 Jahn, DEU / Barth, DEU

theoretical besttime: 1:28.702

1	31:04.113	29:58.496	102	32.845	135	32.772	57	135	7	1:28.805	45.188	135	22.057	247	21.560	190	247
2	5:28.262	4:37.973	125	25.711	175	24.578	183	175	8	1:34.727	45.268	136	22.090	240	27.369	58	240
3	1:38.665	50.426	129	26.177	207	22.062	189	207	9	3:07.754	2:23.165	132	22.359	239	22.230	184	239
4	1:29.874	45.669	135	22.385	239	21.820	190	239	10	1:31.408	45.890	133	22.166	239	23.352	185	239
5	1:28.705	45.191	135	21.988	246	21.526	190	246	11	1:47.844	47.216	132	26.245	173	34.383	57	173
6	1:32.066	45.270	134	24.135	203	22.661	190	203									

14 Sylvest, DNK / Klingmann, DEU

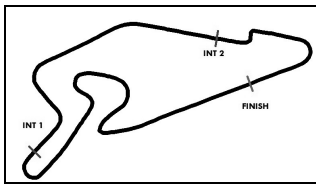
theoretical besttime: 1:28.745

1	17:21.872	16:33.649	123	24.800	234	23.423	186	234	9	1:29.313	45.627	133	22.030	242	21.656	189	242
2	1:31.765	46.900	129	22.744	238	22.121	188	238	10	1:29.106	45.337	136	22.025	244	21.744	190	244
3	1:30.878	46.354	128	22.478	241	22.046	188	241	11	1:28.798	45.148	137	22.078	242	21.572	190	242
4	1:30.904	46.160	132	22.611	242	22.133	189	242	12	1:31.818	46.266	123	23.757	242	21.795	189	242
5	1:34.677	45.985	129	22.442	241	26.250	59	241	13	1:41.537	45.655	131	22.703	183	33.179	59	183
6	6:08.922	4:57.889	115	31.024	168	40.009	45	168	14	2:35.578	1:51.345	133	22.222	243	22.011	186	243
7	7:44.131	6:57.486	82	23.726	240	22.919	184	240	15	1:46.902	46.156	133	22.539	212	38.207	48	212
8	1:38.723	49.347	88	23.906	242	25.470	189	242									

17 Bernhard, DEU / Bachler, AUT

theoretical besttime: 1:28.711

1	14:57.126	14:10.127	130	23.579	234	23.420	181	234	10	1:33.399	45.386	131	22.493	236	25.520	57	236
2	1:31.485	46.462	134	22.489	235	22.534	184	235	11	5:01.073	4:17.116	134	22.374	236	21.583	184	236
3	1:29.368	45.595	135	22.218	235	21.555	185	235	12	1:29.521	45.359	135	22.317	236	21.845	185	236
4	1:29.135	45.319	136	22.216	237	21.600	185	237	13	1:29.634	45.202	135	22.287	236	22.145	184	236
5	1:29.006	45.059	135	22.188	237	21.759	186	237	14	1:33.881	45.491	132	22.416	237	25.974	57	237
6	1:32.727	45.019	133	22.137	237	25.571	57	237	15	6:05.432	4:57.557	113	30.553	111	37.322	57	111
7	9:14.378	8:30.311	134	22.331	237	21.736	185	237	16	6:32.085	5:40.038	116	26.033	223	26.014	177	223
8	1:28.984	45.175	136	22.238	235	21.571	185	235	17	1:41.357	51.756	125	24.853	226	24.748	179	226
9	1:29.007	45.198	136	22.222	237	21.587	185	237									



ADAC GT Masters Testday



Sector List Test Session 3

Provisional

Nürburgring, Length: 3629m

Air temperature: 15.76°C

Track temperature: 18.64°C

Weather condition: Dry

DMSB Reg. Nr.:

Thursday, August 15, 2019 13:45:00

Lap	Time	SE1	SP1	SE2	SP2	SE3	SP3	TSP	Lap	Time	SE1	SP1	SE2	SP2	SE3	SP3	TSP
18 de Leener, BEL / Cairolì, ITA									theoretical besttime: 1:28.873								
1	15:01.173	14:12.224	122	24.559	231	24.390	180	231	13	1:32.983	45.341	134	22.252	237	25.390	57	237
2	1:35.166	47.832	129	23.036	235	24.298	184	235	14	4:43.761	3:47.524	103	29.318	158	26.919	155	158
3	1:30.229	46.054	132	22.446	237	21.729	186	237	15	1:37.949	50.720	106	24.613	235	22.616	186	235
4	1:30.439	46.054	136	22.669	235	21.716	186	235	16	1:30.593	45.882	135	22.481	236	22.230	186	236
5	1:30.039	45.797	135	22.318	239	21.924	186	239	17	1:30.425	46.181	133	22.318	238	21.926	184	238
6	1:32.431	45.713	136	22.772	236	23.946	187	236	18	1:29.694	45.525	132	22.229	238	21.940	186	238
7	1:29.985	45.968	132	22.290	237	21.727	187	237	19	1:34.335	45.690	133	22.248	238	26.397	57	238
8	1:34.476	45.920	135	22.323	237	26.233	57	237	20	5:01.242	3:53.654	128	31.678	116	35.910	57	116
9	3:40.096	2:51.387	120	22.681	237	26.028	188	237	21	4:07.471	3:13.325	122	25.910	225	28.236	178	225
10	1:29.243	45.375	135	22.261	236	21.607	187	236	22	1:41.532	51.645	121	25.172	228	24.715	180	228
11	1:28.876	45.063	136	22.203	236	21.610	186	236	23	1:40.315	51.339	128	24.742	229	24.234	180	229
12	1:32.293	45.333	132	25.109	231	21.851	187	231									

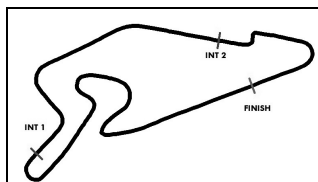
19 Beretta, ITA / Mapelli, ITA									theoretical besttime: 1:29.071								
1	19:22.202	18:35.115	126	23.915	229	23.172	181	229	10	1:29.771	45.701	133	22.363	237	21.707	184	237
2	1:31.520	46.119	133	22.628	235	22.773	184	235	11	1:30.030	45.628	133	22.407	237	21.995	184	237
3	1:34.749	45.742	132	22.587	236	26.420	183	236	12	1:34.478	45.637	132	22.491	237	26.350	58	237
4	1:30.200	45.684	132	22.535	237	21.981	184	237	13	4:47.412	3:59.853	127	23.553	233	24.006	182	233
5	1:34.895	46.082	132	22.843	235	25.970	58	235	14	1:34.378	45.656	133	22.440	234	26.282	183	234
6	5:10.328	4:18.924	100	25.074	230	26.330	180	230	15	1:29.392	45.212	133	22.439	237	21.741	184	237
7	1:36.314	49.686	131	23.308	234	23.320	182	234	16	1:29.263	45.404	134	22.227	238	21.632	184	238
8	1:30.510	45.888	132	22.728	236	21.894	183	236	17	1:47.549	47.524	129	22.914	237	37.111	47	237
9	1:30.035	45.781	133	22.471	236	21.783	184	236									

20 Snoeks, NLD / Wishofer, AUT									theoretical besttime: 1:30.039								
1	14:58.394	14:11.273	128	23.809	228	23.312	180	228	11	1:30.720	46.063	130	22.522	237	22.135	184	237
2	1:39.505	47.627	125	23.200	230	28.678	58	230	12	1:34.451	45.859	132	22.387	239	26.205	57	239
3	4:16.434	3:30.572	93	23.723	235	22.139	184	235	13	7:36.463	6:51.822	131	22.636	234	22.005	185	234
4	1:32.311	47.778	131	22.630	236	21.903	184	236	14	1:30.443	46.194	131	22.456	238	21.793	185	238
5	1:30.493	46.070	129	22.582	236	21.841	184	236	15	1:30.415	46.014	131	22.446	238	21.955	186	238
6	1:30.481	46.168	129	22.464	236	21.849	183	236	16	1:34.831	46.365	131	22.412	239	26.054	57	239
7	1:30.531	46.193	129	22.460	237	21.878	184	237	17	3:45.028	2:40.567	101	29.286	173	35.175	56	173
8	1:36.112	46.224	128	22.513	236	27.375	57	236	18	3:59.460	3:03.937	122	26.097	221	29.426	56	221
9	2:39.608	1:54.812	130	22.554	238	22.242	184	238	19	2:47.183	1:56.703	120	25.289	229	25.191	179	229
10	1:31.197	46.420	128	22.414	238	22.363	186	238	20	1:42.629	52.484	122	25.247	230	24.898	180	230

21 Bleekemolen, NLD / Eriksson, SWE									theoretical besttime: 1:28.684								
1	14:39.139	13:52.395	128	23.431	230	23.313	180	230	11	1:35.946	46.153	132	26.352	139	23.441	185	139
2	1:32.416	46.950	129	22.943	232	22.523	184	232	12	1:30.346	45.957	132	22.486	237	21.903	185	237
3	1:30.647	46.163	131	22.574	235	21.910	185	235	13	1:36.472	45.967	129	22.598	237	27.907	55	237
4	1:33.281	46.168	133	22.764	236	24.349	185	236	14	5:55.611	5:06.388	116	25.154	197	24.069	183	197
5	1:30.430	45.965	132	22.539	236	21.926	184	236	15	1:38.436	48.831	128	23.812	229	25.793	186	229
6	1:32.081	45.854	132	23.508	229	22.719	185	229	16	1:29.690	45.581	132	22.489	237	21.620	186	237
7	1:30.519	45.924	133	22.664	236	21.931	185	236	17	1:29.391	45.531	133	22.378	237	21.482	185	237
8	1:35.225	45.831	133	22.604	236	26.790	57	236	18	1:29.029	45.149	135	22.254	237	21.626	185	237
9	5:21.992	4:32.189	129	22.842	236	26.961	185	236	19	1:41.805	44.979	135	22.223	237	34.603	48	237
10	1:35.310	45.888	133	22.614	236	26.808	186	236									

24 Ortmann, DEU / Winkelhock, DEU									theoretical besttime: 1:28.689								
1	14:44.712	13:57.047	125	24.164	230	23.501	176	230	10	1:28.848	45.103	134	22.206	237	21.539	186	237
2	1:31.235	46.394	131	22.705	235	22.136	183	235	11	1:41.639	47.729	126	25.645	187	28.265	57	187
3	1:29.420	45.434	133	22.377	236	21.609	184	236	12	2:59.816	2:14.712	126	23.133	232	21.971	184	232
4	1:32.870	45.366	136	22.241	237	25.263	185	237	13	1:29.178	45.250	134	22.251	238	21.677	185	238
5	1:29.012	45.236	133	22.341	237	21.435	185	237	14	1:28.973	45.247	135	22.205	237	21.521	184	237
6	1:33.782	45.090	132	22.268	237	26.424	57	237	15	1:32.348	45.054	132	22.200	238	25.094	186	238
7	3:54.075	3:02.081	117	27.017	141	24.977	180	141	16	1:29.160	45.277	135	22.247	238	21.636	186	238
8	1:33.068	48.025	128	23.252	233	21.791	186	233	17	1:34.389	45.199	134	22.274	238	26.916	57	238
9	1:31.401	45.205	133	22.319	236	23.877	187	236	18	8:02.181	7:03.697	131	23.152	216	35.332	48	216





ADAC GT Masters Testday



Sector List Test Session 3

Provisional

Nürburgring, Length: 3629m

Air temperature: 15.76°C

Track temperature: 18.64°C

Weather condition: Dry

DMSB Reg. Nr.:

Thursday, August 15, 2019 13:45:00

Lap	Time	SE1	SP1	SE2	SP2	SE3	SP3	TSP	Lap	Time	SE1	SP1	SE2	SP2	SE3	SP3	TSP
25	Schmidt, CHE / Haase, DEU								theoretical besttime: 1:29.041								
1	15:46.130	14:53.258	124	28.746	190	24.126	179	190	11	1:35.990	45.521	132	22.560	236	27.909	57	236
2	1:34.018	48.656	132	23.218	232	22.144	185	232	12	3:27.183	2:34.911	132	27.609	199	24.663	184	199
3	1:32.120	47.166	130	23.014	235	21.940	186	235	13	1:30.314	45.821	133	22.571	238	21.922	183	238
4	1:31.524	45.291	131	22.218	238	24.015	185	238	14	1:35.859	45.865	134	22.441	238	27.553	57	238
5	1:29.641	45.714	135	22.271	238	21.656	185	238	15	2:26.207	1:39.693	133	22.573	237	23.941	184	237
6	1:29.508	45.446	135	22.184	238	21.878	184	238	16	1:30.622	46.139	133	22.428	237	22.055	183	237
7	1:29.119	45.315	135	22.224	238	21.580	184	238	17	1:29.873	45.839	134	22.407	237	21.627	184	237
8	1:35.240	45.558	134	22.170	237	27.512	56	237	18	1:34.035	45.753	135	22.302	238	25.980	57	238
9	3:38.046	2:53.668	132	22.435	236	21.943	185	236	19	4:30.316	3:32.793	132	24.672	165	32.851	57	165
10	1:29.946	45.641	133	22.447	237	21.858	185	237	20								

Lap	Time	SE1	SP1	SE2	SP2	SE3	SP3	TSP	Lap	Time	SE1	SP1	SE2	SP2	SE3	SP3	TSP
26	Rogivue, CHE / Vervisch, BEL								theoretical besttime: 1:29.569								
1	15:08.599	14:16.503	126	23.786	232	28.310	57	232	11	1:30.085	45.608	132	22.445	235	22.032	182	235
2	4:26.022	3:36.668	123	24.701	230	24.653	178	230	12	1:30.128	45.656	132	22.472	236	22.000	183	236
3	1:37.729	50.759	128	23.169	235	23.801	183	235	13	1:29.952	45.732	132	22.395	235	21.825	183	235
4	1:39.970	46.109	133	24.833	120	29.028	182	120	14	1:36.084	46.174	131	22.459	235	27.451	55	235
5	1:29.966	45.578	135	22.475	235	21.913	184	235	15	5:53.456	5:09.058	130	22.581	233	21.817	182	233
6	1:29.610	45.385	133	22.400	236	21.825	184	236	16	1:30.250	45.779	131	22.556	235	21.915	182	235
7	1:29.719	45.523	133	22.367	236	21.829	183	236	17	1:30.412	45.930	133	22.514	234	21.968	182	234
8	1:37.597	46.449	131	23.893	236	27.255	57	236	18	1:38.763	46.039	129	22.665	234	30.059	52	234
9	3:14.519	2:29.393	125	22.981	234	22.145	182	234	19	7:14.884	6:16.882	107	26.608	220	31.394	56	220
10	1:30.523	46.035	132	22.618	235	21.870	183	235	20	2:59.987	2:03.226	117	25.997	220	30.764	56	220

Lap	Time	SE1	SP1	SE2	SP2	SE3	SP3	TSP	Lap	Time	SE1	SP1	SE2	SP2	SE3	SP3	TSP
28	Feller, CHE / Vanthoor, BEL								theoretical besttime: 1:28.872								
1	22:12.872	21:24.574	113	24.773	229	23.525	183	229	8	7:28.859	6:40.307	133	26.567	203	21.985	183	203
2	1:31.539	45.713	134	23.817	225	22.009	184	225	9	1:29.384	45.461	132	22.341	236	21.582	184	236
3	1:29.340	45.365	135	22.421	237	21.554	184	237	10	1:29.490	45.526	129	22.299	236	21.665	183	236
4	1:29.328	45.321	135	22.245	236	21.762	185	236	11	1:33.359	45.395	135	22.288	236	25.676	58	236
5	1:29.098	45.304	136	22.272	236	21.522	186	236	12	5:53.553	5:07.077	127	24.124	230	22.352	184	230
6	1:28.939	45.137	135	22.219	236	21.583	184	236	13	1:31.543	46.115	135	22.433	233	22.995	180	233
7	1:34.124	46.055	134	22.213	238	25.856	58	238	14	1:47.959	48.985	126	25.265	191	33.709	58	191

Lap	Time	SE1	SP1	SE2	SP2	SE3	SP3	TSP	Lap	Time	SE1	SP1	SE2	SP2	SE3	SP3	TSP
29	Hofer, AUT / Mies, DEU								theoretical besttime: 1:28.686								
1	16:30.564	15:26.515	94	31.663	160	32.386	57	160	9	1:32.119	45.482	133	22.425	237	24.212	185	237
2	4:54.046	4:03.366	125	25.465	122	25.215	180	122	10	1:33.876	45.493	133	22.391	238	25.992	58	238
3	1:32.654	47.593	132	22.808	233	22.253	185	233	11	4:15.804	3:29.972	132	22.573	235	23.259	183	235
4	1:29.058	45.299	134	22.333	237	21.426	186	237	12	1:29.483	45.426	133	22.434	237	21.623	184	237
5	1:28.818	45.099	135	22.205	238	21.514	186	238	13	1:29.534	45.327	133	22.259	238	21.948	184	238
6	1:33.034	45.055	134	22.209	237	25.770	58	237	14	1:30.243	45.196	134	22.249	238	22.798	181	238
7	9:25.841	8:35.161	123	27.479	210	23.201	181	210	15	1:57.078	49.364	108	31.399	150	36.315	58	150
8	1:31.818	47.159	132	22.764	232	21.895	184	232									

Lap	Time	SE1	SP1	SE2	SP2	SE3	SP3	TSP	Lap	Time	SE1	SP1	SE2	SP2	SE3	SP3	TSP
30	Abbelen, DEU / Campbell, AUS								theoretical besttime: 1:29.052								
1	14:59.473	14:10.811	125	24.755	221	23.907	178	221	11	1:39.496	46.464	133	23.135	236	29.897	57	236
2	1:33.904	48.327	131	22.901	235	22.676	183	235	12	3:19.468	2:30.798	135	26.007	226	22.663	186	226
3	1:31.863	46.156	131	23.204	230	22.503	182	230	13	1:30.889	46.010	135	22.807	238	22.072	186	238
4	1:32.916	46.721	130	23.706	229	22.489	183	229	14	1:30.044	45.635	134	22.436	239	21.973	186	239
5	1:31.256	46.700	128	22.941	236	21.615	184	236	15	1:29.877	45.708	132	22.416	241	21.753	186	241
6	1:31.777	46.608	132	22.875	236	22.294	184	236	16	1:35.504	45.450	135	22.270	229	27.784	57	229
7	1:31.565	46.515	134	22.698	237	22.352	184	237	17	3:28.128	2:39.018	129	25.083	158	24.027	184	158
8	1:37.192	46.899	133	22.664	237	27.629	57	237	18	1:32.090	47.353	135	22.778	238	21.959	188	238
9	4:48.027	4:02.970	130	22.832	237	22.225	184	237	19	1:29.252	45.260	135	22.252	240	21.740	187	240
10	1:31.623	46.796	130	22.647	237	22.180	183	237	20	1:42.426	45.185	134	23.268	187	33.973	57	187

Lap	Time	SE1	SP1	SE2	SP2	SE3	SP3	TSP	Lap	Time	SE1	SP1	SE2	SP2	SE3	SP3	TSP
31	Niederhauser, CHE / van der Linde, ZAF								theoretical besttime: 1:28.498								
1	19:26.159	18:39.683	126	23.926	230	22.550	183	230	10	1:29.426	45.353	132	22.343	236	21.730	185	236
2	1:31.970	47.392	129	22.677	236	21.901	184	236	11	1:28.758	45.021	133	22.149	237	21.588	185	237
3	1:33.148	45.893	134	22.575	236	24.680	184	236	12	1:28.644	45.042	134	22.244	237	21.358	185	237
4	1:29.908	45.643	129	22.472	237	21.793	185	237	13	1:37.241	45.091	133	22.119	237	30.031	58	237
5	1:30.719	45.485	131	22.541	236	22.693	184	236	14	6:28.153	5:43.834	127	22.539	236	21.780	184	236

ver: 1.0

www.adac.de/motorsport

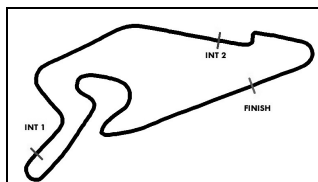
Page 4/ 6 printed: 15.8.2019 14:52

ADAC Vorteilsprogramm



Audi Sport





ADAC GT Masters Testday



Sector List Test Session 3

Provisional

Nürburgring, Length: 3629m

Air temperature: 15.76°C

Track temperature: 18.64°C

Weather condition: Dry

DMSB Reg. Nr.:

Thursday, August 15, 2019 13:45:00

Lap	Time	SE1	SP1	SE2	SP2	SE3	SP3	TSP	Lap	Time	SE1	SP1	SE2	SP2	SE3	SP3	TSP
6	1:34.098	45.626	132	22.468	237	26.004	58	237	15	1:29.165	45.088	130	22.268	237	21.809	184	237
7	3:00.572	2:10.479	114	24.989	229	25.104	177	229	16	1:30.006	45.257	133	22.129	237	22.620	184	237
8	1:37.628	49.120	125	23.882	233	24.626	181	233	17	1:36.774	45.212	133	22.217	238	29.345	56	238
9	1:33.598	48.155	127	23.434	234	22.009	185	234									

33 Salaquarda, CZE / Stippler, DEU

theoretical besttime: 1:28.819

1	17:03.838	16:06.530	119	24.629	228	32.679	57	228	9	1:29.597	45.323	131	22.540	241	21.734	186	241
2	3:16.483	2:17.654	124	26.826	216	32.003	56	216	10	1:35.094	45.532	132	22.424	240	27.138	57	240
3	3:19.609	2:30.543	122	24.269	234	24.797	147	234	11	8:30.908	7:41.070	114	25.221	197	24.617	180	197
4	1:42.819	52.776	127	26.795	170	23.248	184	170	12	1:41.889	49.551	126	26.389	179	25.949	186	179
5	1:30.788	46.027	128	22.605	237	22.156	185	237	13	1:31.133	45.604	129	22.389	238	23.140	186	238
6	1:30.206	45.821	131	22.434	239	21.951	187	239	14	1:30.108	45.279	133	22.255	240	22.574	186	240
7	1:29.804	45.507	132	22.492	239	21.805	186	239	15	1:28.819	45.074	134	22.131	241	21.614	186	241
8	1:29.357	45.338	133	22.321	240	21.698	186	240	16	1:49.508	45.942	129	27.513	204	36.053	51	204

36 Read, AUS / Dienst, DEU

theoretical besttime: 1:29.675

1	15:17.022	14:28.262	120	24.621	227	24.139	177	227	13	1:30.466	46.101	131	22.420	237	21.945	184	237
2	1:33.330	47.801	133	22.893	235	22.636	184	235	14	1:30.277	45.959	127	22.397	236	21.921	185	236
3	1:30.646	46.415	134	22.411	236	21.820	186	236	15	1:30.085	45.930	134	22.315	238	21.840	185	238
4	1:30.441	45.863	135	22.677	237	21.901	186	237	16	1:29.850	45.618	133	22.237	237	21.995	184	237
5	1:35.143	46.156	130	22.488	238	26.499	58	238	17	1:30.296	45.870	130	22.366	237	22.060	185	237
6	4:08.851	3:23.426	132	22.806	236	22.619	185	236	18	1:35.021	45.845	129	22.423	238	26.753	58	238
7	1:31.777	46.743	130	22.840	236	22.194	184	236	19	2:53.579	2:08.533	133	22.525	237	22.521	184	237
8	1:31.571	46.413	129	22.816	236	22.342	185	236	20	1:52.373	46.140	133	27.088	121	39.145	51	121
9	1:36.173	46.352	130	22.789	236	27.032	58	236	21	3:27.611	2:35.842	119	26.426	215	25.343	177	215
10	4:43.556	3:53.907	125	25.812	193	23.837	184	193	22	1:44.259	53.199	120	25.854	223	25.206	177	223
11	1:36.079	46.748	131	23.896	130	25.435	186	130	23	1:43.961	53.115	123	25.783	227	25.063	178	227
12	1:31.224	46.205	129	22.737	235	22.282	184	235	24	1:49.879	53.209	124	25.663	226	31.007	58	226

47 Dontje, NLD / Götz, DEU

theoretical besttime: 1:28.346

1	20:28.150	19:38.866	121	25.586	183	23.698	183	183	9	1:28.747	44.996	136	22.130	240	21.621	189	240
2	1:30.636	46.404	132	22.438	237	21.794	186	237	10	1:28.415	44.959	135	22.015	241	21.441	187	241
3	1:29.607	45.514	132	22.399	238	21.694	187	238	11	1:32.360	45.023	135	22.110	240	25.227	58	240
4	1:32.982	45.393	134	22.232	239	25.357	58	239	12	4:44.353	3:58.908	133	22.340	237	23.105	187	237
5	6:45.261	5:53.793	120	26.168	147	25.300	182	147	13	1:29.531	45.668	135	22.257	241	21.606	188	241
6	1:34.959	47.637	130	23.508	207	23.814	187	207	14	1:29.280	45.355	136	21.993	241	21.932	187	241
7	1:29.137	45.423	133	22.242	240	21.472	188	240	15	1:29.075	45.205	136	21.946	241	21.924	187	241
8	1:28.698	45.103	135	22.044	240	21.551	188	240	16	1:39.482	45.570	133	23.540	217	30.372	59	217

48 Ellis, GBR / Vettel, DEU

theoretical besttime: 1:29.378

1	21:54.583	21:03.595	126	25.619	140	25.369	182	140	11	1:29.762	45.750	134	22.244	239	21.768	187	239
2	1:34.788	49.099	133	23.046	196	22.643	186	196	12	1:30.174	45.688	135	22.281	239	22.205	187	239
3	1:29.821	45.722	133	22.431	237	21.668	185	237	13	1:30.036	45.637	135	22.301	238	22.098	188	238
4	1:30.876	46.365	135	22.611	236	21.900	186	236	14	1:29.850	45.833	134	22.236	240	21.781	188	240
5	1:31.275	46.431	133	22.855	235	21.989	186	235	15	1:29.736	45.869	134	22.197	240	21.670	187	240
6	1:30.507	45.930	133	22.722	238	21.855	186	238	16	1:30.019	45.876	133	22.175	240	21.968	187	240
7	1:30.140	45.971	133	22.333	237	21.836	187	237	17	1:41.370	50.872	128	23.279	238	27.219	58	238
8	1:29.858	45.762	133	22.291	238	21.805	187	238	18	3:58.012	3:09.485	126	25.167	228	23.360	181	228
9	1:29.637	45.591	136	22.298	238	21.748	186	238	19	1:56.295	48.789	129	28.029	126	39.477	58	126
10	1:29.816	45.535	134	22.255	240	22.026	188	240									

63 Engelhart, DEU / Bortolotti, ITA

theoretical besttime: 1:28.385

1	19:13.168	18:27.506	127	23.442	233	22.220	182	233	11	1:33.642	45.911	132	22.192	238	25.539	58	238
2	1:29.674	45.638	133	22.323	235	21.713	184	235	12	2:37.523	1:52.685	129	22.979	234	21.859	184	234
3	1:29.055	45.112	134	22.480	236	21.463	185	236	13	1:35.019	46.507	130	22.658	233	25.854	58	233
4	1:28.870	45.071	132	22.297	236	21.502	186	236	14	2:57.372	2:05.694	129	24.949	151	26.729	183	151
5	1:32.890	45.192	131	22.337	238	25.361	58	238	15	1:29.653	45.574	130	22.425	235	21.654	184	235
6	4:01.989	3:15.431	128	23.645	233	22.913	184	233	16	1:29.402	45.383	132	22.405	237	21.614	184	237
7	1:31.645	45.641	132	22.537	235	23.467	186	235	17	1:29.205	45.455	131	22.223	236	21.527	184	236
8	1:31.562	44.814	133	22.457	237	24.291	184	237	18	1:29.725	45.263	130	22.268	237	22.194	183	237
9	1:28.462	44.877	132	22.108	236	21.477	185	236	19	1:41.043	46.236	127	23.288	226	31.519	58	226
10	1:28.661	44.946	133	22.183	236	21.532	184	236									

ver: 1.0

www.adac.de/motorsport

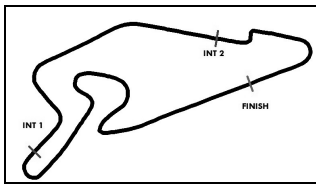
Page 5/ 6 printed: 15.8.2019 14:52

ADAC Vorteilsprogramm



Audi Sport





ADAC GT Masters Testday



Sector List Test Session 3

Provisional

Nürburgring, Length: 3629m

Air temperature: 15.76°C

Track temperature: 18.64°C

Weather condition: Dry

DMSB Reg. Nr.:

Thursday, August 15, 2019 13:45:00

Lap	Time	SE1	SP1	SE2	SP2	SE3	SP3	TSP	Lap	Time	SE1	SP1	SE2	SP2	SE3	SP3	TSP
-----	------	-----	-----	-----	-----	-----	-----	-----	-----	------	-----	-----	-----	-----	-----	-----	-----

69 Luhr, DEU / Holzer, DEU

theoretical besttime: 1:28.935

1	17:10.397	16:15.971	109	29.160	179	25.266	182	179	9	1:28.994	45.300	131	22.194	236	21.500	186	236
2	1:32.250	47.111	129	23.030	234	22.109	184	234	10	1:30.561	45.241	131	22.290	236	23.030	186	236
3	1:30.497	46.076	130	22.456	237	21.965	185	237	11	1:35.270	45.632	130	23.031	235	26.607	57	235
4	1:33.189	46.811	97	23.973	234	22.405	187	234	12	7:52.085	7:04.576	131	22.808	235	24.701	185	235
5	1:30.570	45.926	128	22.591	236	22.053	185	236	13	1:34.815	45.723	132	22.435	234	26.657	51	234
6	1:36.241	46.001	130	22.716	236	27.524	56	236	14	4:27.222	3:42.616	129	22.718	237	21.888	184	237
7	3:12.511	2:23.533	86	26.258	233	22.720	184	233	15	1:30.334	45.661	133	22.339	236	22.334	183	236
8	1:29.707	45.664	133	22.365	237	21.678	185	237	16	1:46.426	48.783	127	25.021	195	32.622	52	195

71 Paul, DEU / Tregurtha, GBR

theoretical besttime: 1:29.675

1	14:50.216	13:57.796	120	24.283	229	28.137	58	229	14	1:31.607	46.374	130	23.270	236	21.963	184	236
2	2:41.706	1:53.263	121	24.344	219	24.099	180	219	15	1:30.715	46.111	130	22.533	236	22.071	183	236
3	1:35.879	48.899	130	23.725	131	23.255	183	131	16	1:30.381	46.123	130	22.482	236	21.776	184	236
4	1:30.674	46.159	129	22.367	238	22.148	184	238	17	1:30.908	46.381	132	22.678	235	21.849	183	235
5	1:31.466	45.831	128	22.479	237	23.156	185	237	18	1:30.868	46.214	129	22.546	236	22.108	184	236
6	1:29.807	45.726	131	22.322	237	21.759	183	237	19	1:35.605	46.178	131	22.665	235	26.762	58	235
7	1:30.852	45.786	130	22.776	196	22.290	183	196	20	3:09.837	2:23.020	131	22.461	237	24.356	178	237
8	1:29.796	45.686	132	22.443	236	21.667	184	236	21	1:49.671	47.163	128	26.716	170	35.792	57	170
9	1:37.333	46.838	130	23.019	175	27.476	58	175	22	3:10.216	2:17.607	110	27.308	206	25.301	176	206
10	3:12.050	2:25.406	129	22.434	236	24.210	184	236	23	1:43.875	53.065	119	25.727	225	25.083	177	225
11	1:34.528	45.703	130	22.504	237	26.321	58	237	24	1:43.080	52.737	121	25.578	228	24.765	180	228
12	3:24.796	2:39.107	130	23.050	234	22.639	180	234	25	1:42.912	52.745	117	25.438	229	24.729	180	229
13	1:31.241	46.573	130	22.614	235	22.054	182	235									

77 Pommer, DEU / Kirchhöfer, DEU

theoretical besttime: 1:28.319

1	15:39.542	14:48.400	105	26.426	200	24.716	176	200	12	1:28.492	44.994	135	21.973	241	21.525	189	241
2	1:35.511	49.431	127	23.044	236	23.036	187	236	13	1:28.429	45.042	133	22.035	241	21.352	189	241
3	1:30.353	45.918	136	22.195	239	22.240	192	239	14	1:32.434	45.164	137	22.032	241	25.238	58	241
4	1:29.361	45.605	134	22.220	235	21.536	188	235	15	3:38.191	2:41.417	91	33.326	132	23.448	189	132
5	1:29.155	45.347	134	22.148	235	21.660	189	235	16	1:29.546	45.487	135	22.263	240	21.796	190	240
6	1:28.611	45.096	134	22.036	240	21.479	193	240	17	1:29.099	45.315	133	22.202	241	21.582	189	241
7	1:35.942	46.281	130	22.975	239	26.686	57	239	18	1:33.783	45.131	134	22.089	242	26.563	191	242
8	4:40.525	3:50.456	109	25.387	200	24.682	160	200	19	1:29.369	45.544	136	22.177	241	21.648	189	241
9	1:41.840	55.045	126	23.277	222	23.518	189	222	20	1:28.804	45.122	134	22.111	241	21.571	188	241
10	1:29.154	45.537	133	22.118	240	21.499	189	240	21	1:46.496	45.272	133	24.769	193	36.455	46	193
11	1:28.498	45.024	134	22.069	240	21.405	189	240									

82 Ineichen, CHE / Perera, FRA

theoretical besttime: 1:29.050

1	17:31.578	16:42.545	124	24.801	225	24.232	180	225	12	1:30.666	46.207	131	22.462	237	21.997	184	237
2	1:34.601	48.719	129	23.133	235	22.749	183	235	13	1:30.063	45.852	132	22.416	238	21.795	185	238
3	1:31.770	46.778	133	22.721	237	22.271	184	237	14	1:34.622	46.123	132	22.564	238	25.935	58	238
4	1:30.315	45.936	135	22.565	237	21.814	185	237	15	2:52.604	2:07.418	131	23.289	236	21.897	185	236
5	1:29.961	45.722	134	22.424	237	21.815	186	237	16	1:34.341	45.844	131	24.766	216	23.731	184	216
6	1:29.744	45.669	132	22.400	238	21.675	185	238	17	1:30.324	45.724	131	22.624	237	21.976	184	237
7	1:30.014	45.538	135	22.286	237	22.190	185	237	18	1:29.494	45.682	133	22.241	237	21.571	184	237
8	1:29.440	45.392	134	22.421	237	21.627	186	237	19	1:29.697	45.819	133	22.274	237	21.604	185	237
9	1:29.251	45.277	130	22.271	238	21.703	186	238	20	1:29.598	45.506	135	22.242	237	21.850	185	237
10	1:34.801	45.280	133	22.202	238	27.319	57	238	21	1:43.554	46.150	126	23.836	210	33.568	58	210
11	3:40.980	2:54.074	133	23.379	201	23.527	185	201									