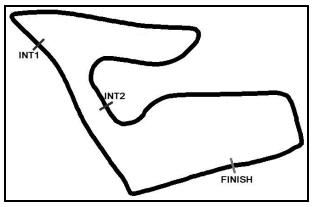

ADAC GT Masters Testday

Sector List Test Session 3

Provisional

Red Bull Ring, Length: 4318m
Air temperature: 27.5°C
Track temperature: 34.06°C
Weather condition: Dry

Reg. Nr.:

Thursday, June 6, 2019 14:10:00

1 Renauer, DEU / Preining, AUT — theoretical besttime: 1:30.003

Lap	Time	SE1	SP1	SE2	SP2	SE3	SP3	TSP	Lap	Time	SE1	SP1	SE2	SP2	SE3	SP3	TSP
1	5:52.264	4:40.043	223	40.659	169	31.562		223	8	1:34.445	23.278	230	39.688	173	31.479		230
2	3:07.455	1:59.436	226	40.330	173	27.689	203	226	9	3:51.007	2:42.396	220	41.018	167	27.593	205	220
3	1:30.516	**22.982**	231	39.821	173	27.713	203	231	10	1:31.043	23.277	224	40.392	171	**27.374**	**204**	224
4	1:30.435	23.182	230	39.700	172	27.553	204	230	11	1:34.513	23.566	226	41.956	167	28.991	205	226
5	**1:30.117**	23.042	231	39.657	174	27.418	204	231	12	1:38.396	23.812	204	42.322	161	32.262		204
6	1:31.074	23.135	231	40.035	169	27.904	204	231	13	14:33.281	13:03.962	223	45.658	161	43.661		223
7	1:30.164	23.020	**231**	**39.647**	**175**	27.497	204	**231**									

3 Lips, CHE / Hackländer, DEU — theoretical besttime: 1:30.303

Lap	Time	SE1	SP1	SE2	SP2	SE3	SP3	TSP	Lap	Time	SE1	SP1	SE2	SP2	SE3	SP3	TSP
1	29:22.930	28:04.466	178	48.059	147	30.405	196	178	7	1:32.279	23.133	231	40.943	142	28.203	203	231
2	1:34.092	23.867	228	41.487	152	28.738	202	228	8	1:30.590	23.012	232	**39.883**	**168**	27.695	204	232
3	1:31.090	23.273	229	40.090	163	27.727	204	229	9	1:30.554	23.043	233	39.890	170	27.621	204	**233**
4	1:30.769	23.075	230	40.004	165	27.690	204	230	10	**1:30.363**	**22.925**	**232**	39.943	171	**27.495**	**205**	232
5	1:30.713	23.064	231	40.075	169	27.574	204	231	11	1:32.660	23.087	229	41.394	155	28.179	205	229
6	1:33.726	24.234	189	41.589	165	27.903	203	189									

4 Hoti, DEU / Tribaudini, FRA — theoretical besttime: 1:32.615

Lap	Time	SE1	SP1	SE2	SP2	SE3	SP3	TSP	Lap	Time	SE1	SP1	SE2	SP2	SE3	SP3	TSP
1	16:31.711	15:10.270	211	47.002	138	34.439	165	211	10	1:36.881	23.746	227	44.598	163	28.537	201	227
2	1:37.877	25.124	224	42.469	149	30.284	196	224	11	2:05.349	51.882	153	44.702	163	28.765	202	153
3	1:35.329	24.090	226	41.812	151	29.427	198	226	12	1:33.059	23.518	228	41.145	161	28.396	201	228
4	1:34.903	23.830	226	41.300	160	29.773	198	226	13	**1:32.615**	**23.417**	**230**	**40.811**	**164**	**28.387**	**201**	230
5	1:34.775	24.392	227	41.347	160	29.036	197	227	14	1:38.555	23.493	230	45.125	158	29.937	202	**230**
6	1:36.345	24.019	224	43.073	**165**	29.253	198	224	15	1:34.311	23.972	230	41.460	161	28.879	200	230
7	1:33.939	23.958	226	41.305	160	28.676	201	226	16	1:33.692	23.599	229	41.478	163	28.615	202	229
8	1:38.203	23.673	227	41.266	150	33.264		227	17	1:35.511	24.307	230	41.150	162	30.054	202	230
9	4:08.625	2:53.583	211	45.748	150	29.294	200	211									

7 Ludwig, DEU / Asch, DEU — theoretical besttime: 1:29.758

Lap	Time	SE1	SP1	SE2	SP2	SE3	SP3	TSP	Lap	Time	SE1	SP1	SE2	SP2	SE3	SP3	TSP
1	3:52.655	2:41.228	207	42.789	160	28.638	200	207	11	1:30.392	22.851	229	39.777	175	27.764	202	229
2	1:31.373	23.405	231	40.239	168	27.729	204	231	12	1:38.157	24.734	224	40.601	159	32.822		224
3	1:30.529	22.987	232	39.899	174	27.643	204	232	13	4:29.063	3:13.562	202	45.187	144	30.314	197	202
4	1:30.353	22.917	**232**	39.760	173	27.676	205	**232**	14	1:43.517	26.172	192	42.294	147	35.051		192
5	1:30.992	22.941	232	40.180	170	27.871	203	232	15	4:19.501	3:09.721	226	41.504	156	28.276	204	226
6	1:34.919	23.013	230	40.072	166	31.834		230	16	1:30.393	23.059	230	39.825	177	27.509	205	230
7	3:02.343	1:49.528	228	41.607	159	31.208	**206**	228	17	**1:29.769**	**22.800**	**230**	**39.491**	**175**	27.478	205	230
8	1:34.739	23.055	230	39.766	174	31.918		230	18	1:33.343	23.084	232	41.753	152	28.506	205	232
9	2:54.254	1:45.595	229	40.129	150	28.530	205	229	19	1:30.055	22.831	230	39.665	171	27.559	204	230
10	1:30.438	23.123	229	39.848	174	**27.467**	205	229	20	1:34.855	22.825	232	39.800	174	32.230		232

8 Marschall, DEU / Schreiner, DEU — theoretical besttime: 1:30.688

Lap	Time	SE1	SP1	SE2	SP2	SE3	SP3	TSP	Lap	Time	SE1	SP1	SE2	SP2	SE3	SP3	TSP
1	5:32.706	4:21.283	222	42.737	153	28.686	202	222	11	1:31.107	23.061	229	40.228	170	27.818	203	229
2	1:31.633	23.197	231	40.470	162	27.966	**204**	231	12	1:35.418	23.247	229	40.050	173	32.121		229
3	**1:30.844**	**22.991**	**234**	40.192	168	**27.661**	203	**234**	13	7:46.892	6:34.362	211	43.767	154	28.763	200	211
4	1:30.969	23.004	232	40.219	168	27.746	203	232	14	1:35.445	25.591	205	41.166	158	28.688	203	205
5	1:35.135	23.047	230	40.079	169	32.009		230	15	1:32.774	23.520	229	40.644	158	28.610	202	229
6	4:58.333	3:44.371	178	43.732	150	30.230	197	178	16	1:32.256	23.422	230	40.475	164	28.359	202	230
7	1:35.096	24.493	226	42.021	156	28.582	201	226	17	1:32.238	23.309	230	40.573	167	28.356	201	230
8	1:32.959	23.430	228	40.652	158	28.877	204	228	18	1:35.504	26.084	153	41.220	167	28.200	202	153
9	1:31.539	23.065	230	**40.036**	171	28.438	201	230	19	1:32.164	23.354	230	40.540	164	28.270	200	230
10	1:30.998	23.071	230	40.155	173	27.772	202	230	20	1:32.673	24.115	230	40.469	165	28.089	202	230

11 Erhart, DEU / Kaffer, DEU — theoretical besttime: 1:30.410

Lap	Time	SE1	SP1	SE2	SP2	SE3	SP3	TSP	Lap	Time	SE1	SP1	SE2	SP2	SE3	SP3	TSP
1	4:07.087	2:51.750	190	45.647	143	29.690	196	190	12	1:31.147	23.126	230	40.183	167	27.838	205	230
2	1:33.496	23.729	231	40.710	146	29.057	202	231	13	1:32.285	23.062	230	41.126	160	28.097	204	230
3	1:31.073	23.039	**233**	40.220	169	27.814	204	**233**	14	1:36.356	23.194	229	40.614	167	32.548		229
4	1:30.873	23.067	233	40.052	171	27.754	204	233	15	3:25.809	2:17.024	225	40.685	171	28.100	201	225
5	1:30.669	22.939	233	39.985	169	27.745	204	233	16	1:30.972	23.226	230	40.005	180	27.741	203	230
6	1:31.156	23.187	231	40.107	169	27.862	204	231	17	1:30.654	22.947	231	40.044	175	**27.663**	**204**	231
7	1:30.908	23.055	230	40.021	169	27.832	**205**	230	18	**1:30.514**	**22.920**	**230**	**39.827**	**174**	27.767	203	230
8	1:35.895	23.108	230	40.180	166	32.607		230	19	1:30.828	23.064	231	39.869	176	27.895	202	231

ADAC Vorteilsprogramm ADAC Audi Sport Auto Bild motorsport CAMP DAVID DEKRA Eibach herrenausstatter.de DMSB 2019 INTERNATIONAL SERIES SANCTIONED BY THE FIA
KÄRCHER KÜHNE+NAGEL PIRELLI postcon RACEROOM RAVENOL Sport Bild TWIN BUSCH GERMANY

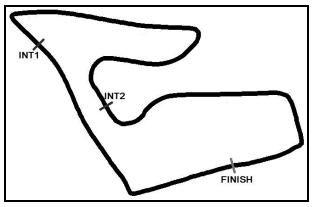

ADAC GT Masters Testday

Sector List Test Session 3

Provisional

Red Bull Ring, Length: 4318m
Air temperature: 27.5°C
Track temperature: 34.06°C
Weather condition: Dry

Reg. Nr.:

Thursday, June 6, 2019 14:10:00

Lap	Time	SE1	SP1	SE2	SP2	SE3	SP3	TSP	Lap	Time	SE1	SP1	SE2	SP2	SE3	SP3	TSP
9	6:54.524	5:40.994	216	44.406	147	29.124	198	216	20	1:30.720	22.924	232	40.052	175	27.744	203	232
10	1:33.426	23.882	227	41.304	154	28.240	203	227	21	1:35.100	23.124	231	40.158	176	31.818		231
11	1:31.419	23.197	229	40.314	165	27.908	204	229	22	2:36.501	1:28.670	228	40.139	182	27.692	204	228

12 Drudi, ITA / Spengler, DEU — theoretical besttime: 1:30.057

1	3:18.913	2:06.483	205	43.191	167	29.239	199	205	13	1:33.177	23.066	228	40.265	180	29.846	201	228
2	1:33.693	23.810	230	40.894	161	28.989	203	230	14	1:36.495	23.308	228	40.769	169	32.418		228
3	1:30.815	23.113	231	40.054	166	27.648	**204**	231	15	4:37.553	3:19.953	212	47.480	145	30.120	193	212
4	1:30.358	**22.891**	**232**	39.996	180	27.471	204	**232**	16	1:35.820	24.421	224	42.424	147	28.975	200	224
5	1:30.238	22.892	232	39.883	178	27.463	204	232	17	1:31.826	23.500	227	40.372	171	27.954	201	227
6	1:31.255	22.992	230	40.462	163	27.801	203	230	18	1:33.088	24.747	226	40.212	174	28.129	198	226
7	1:30.271	23.030	230	39.821	179	27.420	204	230	19	1:31.670	23.413	228	40.208	175	28.049	202	228
8	**1:30.233**	22.991	230	39.852	**184**	**27.390**	204	230	20	1:30.998	23.199	230	40.051	175	27.748	203	230
9	1:35.172	22.904	231	**39.776**	181	32.492		231	21	1:30.802	23.144	230	39.908	170	27.750	203	230
10	4:27.932	3:07.297	135	47.996	162	32.639	203	135	22	1:30.529	23.056	230	39.781	172	27.692	203	230
11	1:31.442	23.197	229	40.291	166	27.954	204	229	23	1:31.066	23.121	230	39.974	169	27.971	202	230
12	1:30.839	23.097	229	40.115	178	27.627	203	229	24	1:31.375	23.395	229	40.236	170	27.744	204	229

13 Barth, DEU / Jahn, DEU — theoretical besttime: 1:29.610

1	6:04.802	4:36.596	166	49.674	113	38.532		166	8	5:56.069	4:40.910	193	45.695	150	29.464	206	193
2	6:32.575	5:13.910	197	48.973	160	29.692	205	197	9	1:30.867	22.916	231	40.152	165	27.799	206	231
3	1:30.533	22.989	234	39.909	167	27.635	206	234	10	1:30.041	22.829	235	39.717	170	27.495	208	235
4	1:29.899	22.872	235	39.649	174	**27.378**	206	235	11	1:30.194	22.811	234	39.804	171	27.579	208	234
5	**1:29.721**	22.768	236	**39.504**	169	27.449	**209**	236	12	1:35.435	22.815	236	40.385	161	32.235		**236**
6	1:32.753	22.823	235	40.817	160	29.113	207	235	13	2:38.796	1:28.125	232	40.418	162	30.253	209	232
7	1:36.787	22.828	235	40.312	163	33.647		235	14	1:37.103	**22.728**	**234**	39.633	178	34.742		234

14 Sylvest, DNK / Klingmann, DEU — theoretical besttime: 1:29.987

1	3:07.476	1:44.888	196	47.170	147	35.418		196	12	1:30.065	22.569	237	**39.874**	**178**	27.622	206	237
2	1:58.748	40.111	197	45.463	166	33.174		197	13	1:35.302	22.784	236	40.343	170	32.175		236
3	2:39.468	1:28.333	214	43.043	165	28.092	206	214	14	2:35.402	1:27.281	232	40.362	170	27.759	207	232
4	1:30.337	22.647	**239**	40.097	174	27.593	206	**239**	15	1:31.532	22.839	236	40.226	181	28.467	204	236
5	1:30.348	22.714	237	40.075	180	27.559	206	237	16	1:32.810	22.963	237	40.372	178	29.475	209	237
6	**1:30.061**	22.585	237	39.918	175	**27.558**	206	237	17	1:30.699	22.800	237	40.193	176	27.706	207	237
7	1:34.836	**22.555**	238	39.936	177	32.345		238	18	1:30.946	22.869	238	40.230	173	27.847	205	238
8	4:13.922	3:00.982	220	40.726	175	32.214		220	19	1:31.087	22.939	238	40.361	171	27.787	206	238
9	2:41.102	1:28.152	199	45.221	173	27.729	207	199	20	1:30.962	23.038	238	40.272	174	27.652	206	238
10	1:35.267	22.719	236	40.157	167	32.391		236	21	1:31.388	23.010	238	40.239	174	28.139	208	238
11	3:35.770	2:27.992	231	40.186	174	27.592	206	231	22	1:34.883	23.037	239	40.207	174	31.639		239

17 Bernhard, DEU / Bachler, AUT — theoretical besttime: 1:29.653

1	3:03.533	1:45.175	162	48.081	148	30.277	198	162	13	1:30.735	23.034	230	39.957	175	27.744	205	230
2	1:31.849	23.788	229	40.234	168	27.827	203	229	14	1:31.326	23.063	230	40.373	173	27.890	205	230
3	**1:29.661**	22.719	234	**39.686**	177	**27.256**	204	234	15	1:31.481	23.068	231	40.291	170	28.122	205	231
4	1:30.202	22.789	234	39.743	168	27.670	205	234	16	1:30.776	22.970	230	39.868	174	27.938	204	230
5	1:30.025	22.773	**235**	39.738	175	27.514	204	**235**	17	1:36.522	23.832	227	40.477	174	32.213		227
6	1:30.004	22.748	234	39.825	174	27.431	205	234	18	9:21.652	8:13.160	226	40.514	175	27.978	203	226
7	1:29.993	**22.711**	233	39.739	169	27.543	204	233	19	1:31.206	23.176	229	40.105	175	27.925	203	229
8	1:34.872	22.844	231	40.083	175	31.945		231	20	1:30.762	23.037	232	40.004	174	27.721	204	232
9	3:08.494	1:58.803	227	41.546	170	28.145	201	227	21	1:30.453	22.916	231	39.857	173	27.680	203	231
10	1:30.931	23.081	231	39.864	171	27.986	194	231	22	1:30.708	23.063	230	40.069	178	27.576	205	230
11	1:34.713	25.014	231	40.174	167	29.525	203	231	23	1:35.527	23.165	230	40.401	172	31.961		230
12	1:31.422	23.465	229	39.864	171	28.093	205	229									

18 de Leener, BEL / Cairoli, ITA — theoretical besttime: 1:29.823

1	3:27.578	2:10.129	209	44.937	147	32.512	202	209	11	3:11.952	2:02.868	224	40.824	162	28.260	203	224
2	1:31.094	23.185	231	40.209	172	27.700	204	231	12	1:32.225	23.351	226	40.522	162	28.352	202	226
3	**1:30.181**	22.946	231	39.696	170	27.539	204	231	13	1:31.579	23.258	228	40.344	167	27.977	202	228
4	1:46.502	**22.771**	**234**	39.816	173	43.915		**234**	14	1:31.561	23.347	227	40.131	168	28.083	203	227
5	5:34.079	4:25.014	228	39.945	171	29.120	204	228	15	1:31.256	23.141	229	40.274	162	27.841	204	229
6	1:30.186	23.055	230	39.586	174	27.545	203	230	16	1:35.367	23.293	229	40.171	166	31.903		229
7	1:30.253	23.034	230	39.584	173	27.635	204	230	17	8:35.916	7:12.024	157	46.821	104	37.071	188	157

ADAC Vorteilsprogramm ADAC Audi Sport Auto Bild motorsport CAMP DAVID DEKRA Eibach Herrenausstatter.de DMSB 2019 INTERNATIONAL SERIES SANCTIONED BY THE FIA KÄRCHER KÜHNE+NAGEL PIRELLI postcon RACEROOM RAVENOL Sport Bild TWIN BUSCH GERMANY

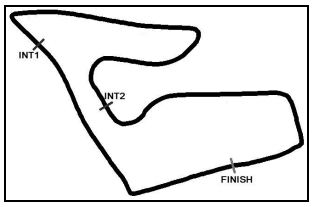

ADAC GT Masters Testday

Sector List Test Session 3

Provisional

Red Bull Ring, Length: 4318m
Air temperature: 27.5°C
Track temperature: 34.06°C
Weather condition: Dry

Reg. Nr.:

Thursday, June 6, 2019 14:10:00

Lap	Time	SE1	SP1	SE2	SP2	SE3	SP3	TSP	Lap	Time	SE1	SP1	SE2	SP2	SE3	SP3	TSP
8	1:30.205	22.964	230	**39.564**	**175**	27.677	204	230	18	1:41.683	27.235	148	45.492	160	28.956	203	148
9	1:34.584	22.947	232	39.759	173	31.878		232	19	1:30.241	23.069	230	39.684	169	**27.488**	**206**	230
10	2:41.285	1:27.737	214	41.101	161	32.447		214									

19 Beretta, ITA / Mapelli, ITA

theoretical besttime: 1:30.012

1	5:16.886	3:58.796	207	43.394	157	34.696		207	13	1:30.668	23.118	228	39.910	171	27.640	204	228
2	3:21.599	2:09.768	227	43.430	164	28.401	201	227	14	**1:30.132**	23.001	230	39.815	172	**27.316**	**204**	230
3	1:31.000	23.123	**231**	40.138	173	27.739	203	**231**	15	1:30.777	23.084	229	**39.776**	**173**	27.917	204	229
4	1:30.573	23.011	230	39.860	177	27.702	203	230	16	1:32.855	**22.920**	**230**	40.649	125	29.286	204	230
5	1:30.780	23.073	230	39.956	170	27.751	203	230	17	1:35.019	23.083	230	39.787	176	32.149		230
6	1:30.768	22.962	230	40.030	170	27.776	202	230	18	2:23.264	1:15.153	226	40.343	165	27.768	203	226
7	1:36.202	23.288	230	40.015	165	32.899		230	19	1:30.564	23.031	230	39.872	177	27.661	203	230
8	3:31.036	2:21.968	226	40.708	166	28.360	202	226	20	1:30.528	23.119	231	39.804	177	27.605	204	231
9	1:31.026	23.036	229	39.951	175	28.039	202	229	21	1:30.326	22.984	230	39.849	178	27.493	204	230
10	1:35.925	23.277	229	40.023	170	32.625		229	22	1:30.699	23.212	230	39.922	175	27.565	204	230
11	3:44.592	2:31.767	175	43.044	151	29.781	203	175	23	1:36.365	23.243	230	40.180	173	32.942		230
12	1:32.120	23.215	228	40.378	155	28.527	203	228									

20 Snoeks, NLD / Wishofer, AUT

theoretical besttime: 1:29.914

1	3:53.000	2:31.521	171	49.187	140	32.292	177	171	11	1:30.743	23.134	230	39.941	172	27.668	203	230
2	1:38.285	26.027	196	42.989	114	29.269	204	196	12	1:32.027	23.117	230	40.144	174	28.766	203	230
3	1:30.756	23.086	232	40.060	172	27.610	206	232	13	1:33.783	23.058	230	41.990	163	28.735	204	230
4	1:30.149	22.912	**234**	39.783	172	27.454	206	**234**	14	1:30.693	23.133	229	39.963	177	27.597	204	229
5	1:30.296	22.933	233	39.839	167	27.524	205	233	15	1:39.184	23.076	230	40.997	168	35.111		230
6	**1:30.087**	**22.911**	231	**39.670**	170	27.506	204	231	16	11:53.830	10:29.713	135	50.255	115	33.862	193	135
7	1:35.556	23.015	232	39.897	169	32.644		232	17	1:42.468	25.063	211	47.465	158	29.940	203	211
8	4:30.367	3:21.564	226	40.846	166	27.957	203	226	18	1:32.267	23.328	230	40.784	161	28.155	205	230
9	1:30.999	23.294	231	40.013	174	27.692	203	231	19	1:30.374	23.115	231	39.926	169	**27.333**	**208**	231
10	1:32.126	23.263	229	40.957	166	27.906	204	229									

24 Ortmann, DEU / Winkelhock, DEU

theoretical besttime: 1:30.075

1	3:07.919	1:52.347	195	45.446	149	30.126	200	195	12	7:40.155	6:20.098	147	46.728	136	33.329	193	147
2	1:32.049	23.464	229	40.641	171	27.944	201	229	13	1:44.142	23.743	227	42.448	136	37.951		227
3	1:31.374	22.947	231	40.498	169	27.929	202	231	14	2:13.557	1:02.083	187	42.802	161	28.672	202	187
4	1:30.821	22.917	**232**	40.157	174	27.747	204	**232**	15	1:30.484	22.991	228	39.896	179	27.597	203	228
5	1:38.792	23.012	232	40.089	176	35.691		232	16	1:37.257	22.959	230	45.046	137	29.252	204	230
6	3:00.357	1:51.562	226	40.486	153	28.309	204	226	17	1:30.558	22.982	229	40.044	177	27.532	204	229
7	1:30.590	22.951	230	39.960	178	27.679	202	230	18	**1:30.075**	**22.852**	**231**	**39.761**	**177**	**27.462**	**204**	231
8	1:40.698	23.048	230	46.105	154	31.545	203	230	19	1:30.612	22.980	230	39.834	180	27.798	203	230
9	1:30.947	23.141	230	39.938	177	27.868	204	230	20	1:43.391	24.029	178	43.141	165	36.221		178
10	1:30.586	23.043	231	39.872	178	27.671	204	231	21	2:50.177	1:41.391	227	40.830	157	27.956	202	227
11	1:41.969	23.101	230	42.461	147	36.407		230	22	1:38.136	23.681	230	40.583	159	33.872		230

25 Schmidt, CHE / Haase, DEU

theoretical besttime: 1:30.392

1	3:00.715	1:39.387	220	41.278	167	40.050	200	220	11	1:31.109	23.091	229	40.262	174	27.756	202	229
2	1:30.899	23.120	230	40.013	173	27.766	203	230	12	1:31.001	23.032	229	40.059	172	27.910	203	229
3	1:30.654	22.940	232	40.053	170	27.661	204	232	13	1:37.212	23.124	229	40.142	173	33.946		229
4	1:30.781	22.917	**235**	40.204	167	**27.660**	**205**	**235**	14	7:40.112	6:31.169	222	40.979	163	27.964	203	222
5	**1:30.544**	**22.841**	234	40.003	171	27.700	204	234	15	1:31.031	22.987	230	40.230	171	27.814	204	230
6	1:30.656	22.924	232	**39.891**	170	27.841	201	232	16	1:31.748	22.978	231	40.401	171	28.369	203	231
7	1:35.746	23.007	231	40.064	165	32.675		231	17	1:31.880	23.478	230	40.482	168	27.920	202	230
8	7:22.069	6:11.889	209	41.934	161	28.246	202	209	18	1:36.980	23.106	232	41.077	169	32.797		232
9	1:31.433	23.228	228	40.329	170	27.876	201	228	19	2:43.255	1:27.851	228	41.133	165	34.271		228
10	1:31.267	23.284	228	40.194	167	27.789	203	228									

26 Rogivue, CHE / Vervisch, BEL

theoretical besttime: 1:31.029

1	4:26.008	3:07.830	177	47.666	142	30.512	195	177	13	1:31.984	23.281	229	40.581	164	28.122	203	229
2	1:35.307	24.945	211	41.717	160	28.645	199	211	14	1:31.933	23.377	227	40.513	166	28.043	202	227
3	1:35.283	23.579	230	41.667	157	30.037	202	230	15	1:37.552	23.335	230	41.169	161	33.048		230
4	1:32.433	23.448	230	40.674	162	28.311	201	230	16	2:43.136	1:34.047	224	40.825	173	28.264	201	224
5	1:31.878	23.416	230	40.502	168	27.960	202	230	17	1:32.124	23.439	228	40.619	171	28.066	203	228
6	1:31.595	23.245	230	40.429	166	27.921	203	230	18	1:44.093	24.809	196	44.182	142	35.102		196

ADAC Vorteilsprogramm ADAC Audi Sport Auto Bild motorsport CAMP DAVID DEKRA Eibach Herrenausstatter.de DMSB 2019 INTERNATIONAL SERIES KÄRCHER KÜHNE+NAGEL PIRELLI postcon RACEROOM RAVENOL Sport Bild TWIN BUSCH

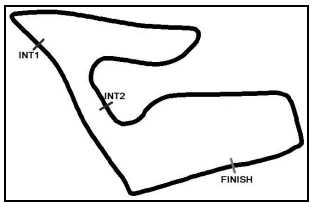

ADAC GT Masters Testday

Sector List Test Session 3

Provisional

Red Bull Ring, Length: 4318m
Air temperature: 27.5°C
Track temperature: 34.06°C
Weather condition: Dry

Reg. Nr.:

Thursday, June 6, 2019 14:10:00

Lap	Time	SE1	SP1	SE2	SP2	SE3	SP3	TSP	Lap	Time	SE1	SP1	SE2	SP2	SE3	SP3	TSP
7	1:31.410	23.157	230	40.326	167	27.927	202	230	19	2:36.218	1:27.212	227	40.832	166	28.174	204	227
8	1:31.556	23.299	230	40.344	172	27.913	203	230	20	1:31.391	23.223	230	40.303	174	27.865	204	230
9	1:31.623	23.121	231	40.480	162	28.022	203	231	21	1:41.976	25.034	195	42.871	146	34.071		195
10	1:31.745	23.207	230	40.487	162	28.051	202	230	22	3:41.298	2:32.495	228	40.624	169	28.179	202	228
11	1:32.523	23.246	230	40.375	166	28.902	202	230	23	1:31.509	23.220	230	40.440	174	27.849	204	230
12	1:31.890	23.409	229	40.476	162	28.005	203	229	24	**1:31.029**	**22.957**	**231**	**40.278**	**175**	**27.794**	**205**	**231**

28 Feller, CHE / Vanthoor, BEL

theoretical besttime: 1:29.709

1	3:17.449	2:01.432	213	44.517	155	31.500	200	213	12	1:30.754	23.077	230	39.974	169	27.703	204	230
2	1:32.287	23.552	229	40.635	164	28.100	204	229	13	1:31.080	23.089	229	40.047	169	27.944	203	229
3	1:30.848	23.051	**234**	40.017	170	27.780	205	**234**	14	1:35.066	23.031	230	40.095	169	31.940		230
4	1:34.747	23.025	234	40.059	170	31.663		234	15	5:07.778	3:55.021	221	42.381	106	30.376	202	221
5	4:44.928	3:30.136	103	44.975	99	29.817	203	103	16	1:31.167	23.882	228	39.880	175	27.405	206	228
6	1:30.785	23.042	231	39.949	166	27.794	205	231	17	1:29.931	**22.811**	**231**	39.684	175	27.436	204	231
7	1:35.115	23.150	231	40.099	169	31.866		231	18	**1:29.781**	22.883	230	**39.567**	**178**	**27.331**	**206**	230
8	3:29.903	2:16.525	219	44.391	162	28.987	198	219	19	1:30.105	22.841	232	39.723	175	27.541	203	232
9	1:35.542	23.878	225	41.042	159	30.622	204	225	20	1:29.897	22.863	232	39.611	178	27.423	205	232
10	1:31.286	23.239	230	40.264	167	27.783	203	230	21	1:29.879	22.853	234	39.664	179	27.362	205	234
11	1:30.721	23.080	228	39.997	168	27.644	203	228	22	1:33.960	22.907	232	39.591	181	31.462		232

29 Hofer, AUT / Mies, DEU

theoretical besttime: 1:29.791

1	2:41.191	1:31.499	221	41.667	162	28.025	200	221	13	1:30.840	23.043	231	40.052	170	27.745	204	231
2	1:30.628	23.168	233	39.827	177	27.633	204	233	14	1:34.871	22.985	231	40.143	167	31.743		231
3	1:30.365	22.862	234	39.779	171	27.724	204	234	15	5:23.063	4:08.063	183	45.998	156	29.002	199	183
4	1:30.087	22.900	235	39.697	**179**	27.490	**206**	235	16	1:38.011	23.726	228	40.568	161	33.717	204	228
5	1:34.281	22.974	**236**	39.978	169	31.329		**236**	17	1:30.377	22.955	231	39.849	171	27.573	204	231
6	4:11.273	3:00.935	207	42.302	156	28.036	204	207	18	1:30.301	22.856	231	39.815	170	27.630	204	231
7	1:32.010	22.928	234	40.756	149	28.326	205	234	19	1:30.448	22.904	232	39.917	170	27.627	205	232
8	1:30.356	22.920	233	40.030	177	27.406	206	233	20	1:30.248	22.935	233	39.757	170	27.556	204	233
9	**1:29.846**	22.871	232	39.581	179	**27.394**	205	232	21	1:30.179	**22.843**	**234**	39.856	173	27.480	205	234
10	1:33.555	22.900	234	**39.554**	172	31.101		234	22	1:30.196	22.856	234	39.770	171	27.570	204	234
11	2:38.715	1:29.118	217	41.353	170	28.244	203	217	23	1:34.917	22.950	233	39.868	170	32.099		233
12	1:31.193	23.105	230	40.171	170	27.917	204	230									

31 Niederhauser, CHE / van der Linde, ZAF

theoretical besttime: 1:29.666

1	5:44.797	4:35.529	226	41.080	164	28.188	202	226	12	1:38.613	24.362	226	42.807	152	31.444	195	226
2	1:30.902	23.126	231	40.078	171	27.698	204	231	13	1:36.904	23.926	229	44.964	164	28.014	204	229
3	1:30.654	22.982	**232**	39.971	175	27.701	203	**232**	14	1:36.738	23.091	230	41.308	159	32.339		230
4	1:30.760	22.988	232	40.068	174	27.704	203	232	15	2:50.195	1:36.298	201	43.093	150	30.804	169	201
5	1:34.966	23.064	230	39.958	175	31.944		230	16	1:36.696	24.763	229	42.403	157	29.530	195	229
6	4:09.781	3:00.865	221	40.223	168	28.693	203	221	17	1:35.007	24.286	214	42.399	123	28.322	204	214
7	1:30.627	23.173	231	39.795	173	27.659	204	231	18	1:29.950	22.976	232	39.615	177	27.359	204	232
8	1:30.536	23.072	231	39.724	175	27.740	203	231	19	**1:29.668**	22.928	231	**39.409**	**179**	**27.331**	**204**	231
9	1:30.543	23.067	231	39.773	177	27.703	203	231	20	1:29.940	**22.926**	**231**	39.621	178	27.393	205	231
10	1:36.679	23.009	231	40.399	159	33.271		231	21	1:45.255	24.839	200	44.047	140	36.369		200
11	6:53.972	5:37.548	220	45.278	152	31.146	196	220									

33 Salaquarda, CZE / Stippler, DEU

theoretical besttime: 1:29.611

1	5:42.181	4:22.948	162	49.052	130	30.181	168	162	9	17:34.370	16:21.891	206	43.743	155	28.736	202	206
2	1:39.450	27.539	213	43.399	170	28.512	204	213	10	1:31.929	23.388	229	40.193	167	28.348	204	229
3	1:30.715	23.065	234	40.062	176	27.588	**206**	234	11	1:30.413	23.065	230	39.845	181	27.503	205	230
4	1:29.936	22.870	**234**	39.704	**183**	**27.362**	204	**234**	12	1:30.445	**22.830**	**233**	39.909	172	27.706	204	233
5	1:35.918	25.913	164	42.140	170	27.865	204	164	13	1:31.939	23.021	234	41.016	157	27.902	204	234
6	1:30.229	23.002	233	39.679	179	27.548	205	233	14	1:30.540	22.992	234	39.907	174	27.641	204	234
7	**1:29.759**	22.969	232	**39.419**	181	27.371	205	232	15	1:30.306	22.897	234	39.744	180	27.665	204	234
8	1:35.155	23.016	234	39.861	174	32.278		234	16	1:37.927	23.136	233	40.271	160	34.520		233

ADAC Vorteilsprogramm ADAC Audi Sport Auto Bild motorsport CAMP DAVID DEKRA Eibach herrenausstatter.de DMSB 2019 INTERNATIONAL SERIES SANCTIONED BY THE FIA
KÄRCHER KÜHNE+NAGEL PIRELLI postcon RACEROOM RAVENOL Sport Bild TWIN BUSCH GERMANY

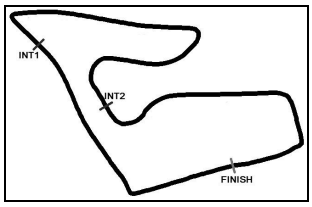

ADAC GT Masters Testday

Sector List Test Session 3

Provisional

Red Bull Ring, Length: 4318m
Air temperature: 27.5°C
Track temperature: 34.06°C
Weather condition: Dry

Reg. Nr.:

Thursday, June 6, 2019 14:10:00

36 Read, AUS / Dienst, DEU — theoretical besttime: 1:30.357

Lap	Time	SE1	SP1	SE2	SP2	SE3	SP3	TSP	Lap	Time	SE1	SP1	SE2	SP2	SE3	SP3	TSP
1	4:04.281	2:50.054	187	44.366	135	29.861	202	187	10	1:30.602	23.103	230	39.894	172	**27.605**	**205**	230
2	1:34.731	23.132	233	42.547	141	29.052	202	233	11	1:30.651	23.093	231	**39.842**	**176**	27.716	206	231
3	1:31.351	23.102	233	40.382	168	27.867	205	233	12	1:35.688	23.060	231	40.145	174	32.483		231
4	1:30.918	23.007	**234**	40.261	173	27.650	205	**234**	13	7:03.164	5:53.553	225	41.435	164	28.176	204	225
5	1:30.632	**22.910**	233	39.998	170	27.724	205	233	14	1:31.165	23.283	229	40.131	169	27.751	204	229
6	1:37.615	23.049	231	40.265	159	34.301		231	15	1:30.735	23.044	230	39.944	174	27.747	206	230
7	5:04.612	3:48.647	227	43.035	162	32.930	203	227	16	**1:30.467**	22.934	231	39.905	173	27.628	206	231
8	1:31.319	23.385	230	40.267	170	27.667	204	230	17	1:35.373	23.027	231	40.051	171	32.295		231
9	1:30.810	23.134	231	40.024	172	27.652	205	231									

47 Dontje, NLD / Götz, DEU — theoretical besttime: 1:29.251

Lap	Time	SE1	SP1	SE2	SP2	SE3	SP3	TSP	Lap	Time	SE1	SP1	SE2	SP2	SE3	SP3	TSP
1	3:16.620	2:00.986	208	42.656	153	32.978	204	208	12	1:30.097	22.773	234	39.792	169	27.532	206	234
2	1:31.155	22.988	234	40.582	169	27.585	206	234	13	1:34.763	22.845	235	40.111	166	31.807		235
3	1:30.098	22.670	236	40.005	177	27.423	206	236	14	4:58.020	3:43.159	204	45.308	150	29.553	202	204
4	1:29.928	22.781	236	39.870	178	27.277	208	236	15	1:43.469	24.114	199	50.931	159	28.424	204	199
5	1:35.582	22.662	**237**	39.900	171	33.020		**237**	16	1:31.554	23.099	228	40.779	166	27.676	208	228
6	5:13.717	3:50.136	176	51.001	131	32.580	202	176	17	1:29.585	22.790	234	39.615	177	27.180	208	234
7	1:32.477	23.253	231	41.089	159	28.135	205	231	18	1:32.863	24.097	200	41.140	170	27.626	208	200
8	1:33.298	22.994	233	39.881	170	30.423	205	233	19	1:29.483	22.704	235	39.659	176	**27.120**	**209**	235
9	1:29.943	22.796	235	39.708	174	27.439	205	235	20	**1:29.410**	**22.594**	**236**	**39.537**	**180**	27.279	207	236
10	1:29.990	22.917	234	39.620	170	27.453	207	234	21	1:41.183	22.606	236	40.139	171	38.438		236
11	1:32.057	22.761	235	39.781	174	29.515	206	235									

48 Ellis, GBR / Vettel, DEU — theoretical besttime: 1:29.804

Lap	Time	SE1	SP1	SE2	SP2	SE3	SP3	TSP	Lap	Time	SE1	SP1	SE2	SP2	SE3	SP3	TSP
1	5:08.707	3:53.489	202	44.094	144	31.124	186	202	11	1:36.110	23.043	231	40.053	162	33.014		231
2	1:34.129	24.478	230	41.714	162	27.937	204	230	12	12:22.515	11:14.463	224	40.525	168	27.527	206	224
3	1:31.675	22.968	234	40.847	160	27.860	206	234	13	1:36.230	23.020	231	45.738	170	27.472	206	231
4	1:31.040	23.008	233	40.368	160	27.664	205	233	14	1:30.149	22.841	231	**39.823**	**173**	27.485	206	231
5	1:31.268	22.979	231	40.130	164	28.159	204	231	15	**1:30.080**	**22.806**	**232**	39.835	168	27.439	205	232
6	1:30.510	22.969	232	40.138	162	27.403	205	232	16	1:30.546	23.010	232	40.067	168	27.469	204	232
7	1:30.261	22.901	231	40.026	168	27.334	206	231	17	1:30.128	22.838	233	39.951	167	27.339	206	233
8	1:30.099	22.827	232	39.975	165	27.297	205	232	18	1:30.293	22.881	234	39.939	171	27.473	205	**234**
9	1:30.147	22.824	232	39.919	165	27.404	205	232	19	1:30.425	22.910	233	39.964	171	27.551	206	233
10	1:32.022	22.911	232	40.237	156	28.874	205	232	20	1:30.585	23.401	231	40.009	171	**27.175**	**208**	231

63 Engelhart, DEU / Bortolotti, ITA — theoretical besttime: 1:29.832

Lap	Time	SE1	SP1	SE2	SP2	SE3	SP3	TSP	Lap	Time	SE1	SP1	SE2	SP2	SE3	SP3	TSP
1	29:36.539	28:22.555	213	44.815	153	29.169	201	213	7	**1:30.152**	22.956	231	39.816	169	27.380	205	231
2	1:32.852	23.581	226	41.428	159	27.843	204	226	8	1:34.406	22.934	232	40.145	173	31.327		**232**
3	1:30.411	23.136	228	40.051	166	**27.224**	205	228	9	2:38.631	1:30.326	227	40.544	164	27.761	203	227
4	1:30.217	22.989	229	39.811	170	27.417	204	229	10	1:30.530	22.982	230	40.044	169	27.504	205	230
5	1:30.205	22.968	229	**39.794**	166	27.443	**206**	229	11	1:35.465	23.119	230	40.056	166	32.290		230
6	1:32.700	**22.814**	231	39.819	166	30.067	206	231									

71 Paul, DEU / Tregurtha, GBR — theoretical besttime: 1:29.976

Lap	Time	SE1	SP1	SE2	SP2	SE3	SP3	TSP	Lap	Time	SE1	SP1	SE2	SP2	SE3	SP3	TSP
1	3:21.865	2:09.291	218	42.624	148	29.950	200	218	12	1:34.945	22.933	231	39.940	164	32.072		231
2	1:31.668	23.373	230	40.235	177	28.060	202	230	13	5:13.674	4:02.543	161	42.663	177	28.468	201	161
3	1:33.411	23.108	232	40.642	162	29.661	204	232	14	1:31.896	23.420	228	40.481	180	27.995	203	228
4	1:30.605	**22.820**	**233**	39.932	175	27.853	204	**233**	15	1:31.497	23.095	229	40.323	179	28.079	202	229
5	1:30.412	22.864	233	39.950	167	27.598	204	233	16	1:31.004	23.028	229	40.104	180	27.872	203	229
6	1:30.325	22.822	231	39.796	**183**	27.707	205	231	17	1:47.195	22.865	230	40.060	183	44.270	198	230
7	1:30.769	22.956	231	39.997	178	27.816	204	231	18	1:37.540	23.477	228	40.519	174	33.544		228
8	**1:30.039**	22.883	231	**39.690**	177	**27.466**	205	231	19	8:53.986	7:40.581	200	43.358	150	30.047	196	200
9	1:30.165	22.856	232	39.791	175	27.518	203	232	20	1:32.183	23.650	229	40.276	171	28.257	201	229
10	1:30.820	22.955	231	39.719	175	28.146	198	231	21	1:30.557	22.958	230	40.108	175	27.491	205	230
11	1:31.182	23.148	230	40.005	174	28.029	203	230									

ADAC Vorteilsprogramm ADAC Audi Sport Auto Bild motorsport CAMP DAVID DEKRA Eibach herrenausstatter.de DMSB 2019 INTERNATIONAL SERIES SANCTIONED BY THE FIA KÄRCHER KÜHNE+NAGEL PIRELLI postcon RACEROOM RAVENOL Sport Bild TWIN BUSCH GERMANY

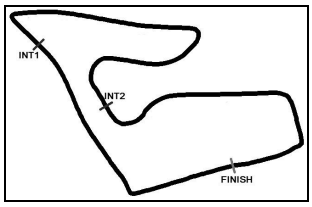

ADAC GT Masters Testday

Sector List Test Session 3

Provisional

Red Bull Ring, Length: 4318m
Air temperature: 27.5°C
Track temperature: 34.06°C
Weather condition: Dry

Reg. Nr.:

Thursday, June 6, 2019 14:10:00

77 Pommer, DEU / Kirchhöfer, DEU — theoretical besttime: 1:29.391

Lap	Time	SE1	SP1	SE2	SP2	SE3	SP3	TSP	Lap	Time	SE1	SP1	SE2	SP2	SE3	SP3	TSP
1	5:27.942	4:09.998	182	47.671	147	30.273	197	182	10	1:29.967	22.808	233	39.647	171	27.512	208	233
2	1:44.469	24.066	230	43.663	152	36.740		230	11	1:29.971	22.811	234	39.647	169	27.513	208	234
3	5:42.461	4:33.805	230	40.655	166	28.001	206	230	12	1:34.067	22.855	234	39.891	169	31.321		234
4	1:30.228	22.949	235	39.811	169	27.468	207	235	13	5:22.340	4:14.488	230	40.130	166	27.722	207	230
5	1:29.638	22.826	235	39.596	**174**	**27.216**	**208**	235	14	1:29.770	22.867	234	**39.459**	**170**	27.444	208	234
6	**1:29.497**	22.740	235	39.467	172	27.290	207	235	15	1:29.815	22.792	236	39.559	168	27.464	207	236
7	1:34.451	22.919	236	39.641	168	31.891		236	16	1:29.904	**22.716**	**237**	39.615	171	27.573	207	237
8	5:41.158	4:30.932	222	42.063	156	28.163	205	222	17	1:34.211	22.736	238	39.953	167	31.522		**238**
9	1:30.557	22.874	234	40.010	169	27.673	208	234									

82 Ineichen, CHE / Perera, FRA — theoretical besttime: 1:29.792

Lap	Time	SE1	SP1	SE2	SP2	SE3	SP3	TSP	Lap	Time	SE1	SP1	SE2	SP2	SE3	SP3	TSP
1	5:14.229	3:57.383	207	47.174	133	29.672	202	207	13	1:32.480	23.129	230	40.305	150	29.046	185	230
2	1:33.566	23.601	228	41.664	159	28.301	203	228	14	1:33.763	23.535	230	41.785	150	28.443	206	230
3	1:31.085	23.142	**234**	40.182	165	27.761	206	**234**	15	1:31.274	23.193	230	40.185	166	27.896	204	230
4	1:31.356	23.082	231	40.523	160	27.751	204	231	16	1:36.048	23.180	230	40.207	166	32.661		230
5	1:30.392	23.027	231	39.968	170	27.397	204	231	17	4:11.981	3:01.198	222	42.111	152	28.672	201	222
6	**1:29.880**	22.906	232	39.707	171	**27.267**	204	232	18	1:31.456	23.253	229	40.255	170	27.948	204	229
7	1:30.146	22.855	234	39.848	174	27.443	204	234	19	1:33.837	23.083	230	40.420	156	30.334	203	230
8	1:29.949	22.860	232	39.735	173	27.354	205	232	20	1:30.510	23.149	230	39.911	169	27.450	204	230
9	1:30.071	**22.833**	232	**39.692**	172	27.546	206	232	21	1:30.367	22.959	232	39.769	166	27.639	201	232
10	1:36.110	22.851	232	39.801	172	33.458		232	22	1:31.641	22.974	233	40.757	153	27.910	205	233
11	3:27.475	2:17.033	225	42.513	165	27.929	202	225	23	1:30.798	23.058	232	40.215	165	27.525	204	232
12	1:31.140	23.246	230	40.231	168	27.663	205	230	24	1:30.342	23.017	231	39.881	175	27.444	207	231

99 Keilwitz, DEU / Martin, BEL — theoretical besttime: 1:30.019

Lap	Time	SE1	SP1	SE2	SP2	SE3	SP3	TSP	Lap	Time	SE1	SP1	SE2	SP2	SE3	SP3	TSP
1	3:15.661	1:43.463	130	56.676	111	35.522	154	130	13	1:36.208	23.005	232	40.409	161	32.794		232
2	1:50.814	29.980	166	49.755	136	31.079	196	166	14	6:34.614	5:15.319	185	47.991	142	31.304	194	185
3	1:41.156	24.967	183	45.430	142	30.759	189	183	15	1:34.163	25.000	227	41.220	163	27.943	204	227
4	1:36.521	24.715	214	42.563	152	29.243	201	214	16	1:30.797	23.199	231	40.028	165	27.570	204	231
5	1:41.607	24.029	217	42.133	154	35.445		217	17	1:30.675	23.040	232	39.873	173	27.762	201	232
6	3:09.454	1:49.066	141	48.888	126	31.500	173	141	18	1:30.484	23.035	232	39.776	171	27.673	204	232
7	1:40.403	25.463	228	45.008	146	29.932	200	228	19	1:30.254	22.898	234	39.846	171	27.510	204	234
8	1:32.232	23.416	229	40.639	163	28.177	203	229	20	**1:30.144**	**22.842**	**235**	39.825	170	**27.477**	**206**	235
9	1:30.495	22.941	232	39.785	**180**	27.769	203	232	21	1:30.465	22.920	236	39.845	169	27.700	205	**236**
10	1:30.529	23.136	232	**39.700**	174	27.693	203	232	22	1:30.530	22.885	235	40.094	168	27.551	205	235
11	1:30.324	22.932	231	39.852	176	27.540	**206**	231	23	1:36.397	23.047	234	40.108	166	33.242		234
12	1:30.902	22.958	233	40.206	172	27.738	203	233									

ADAC Vorteilsprogramm ADAC Audi Sport Auto Bild motorsport CAMP DAVID DEKRA Eibach Herrenausstatter.de DMSB 2019 INTERNATIONAL SERIES SANCTIONED BY THE FIA
KÄRCHER KÜHNE+NAGEL PIRELLI postcon RACEROOM RAVENOL Sport Bild TWIN BUSCH GERMANY