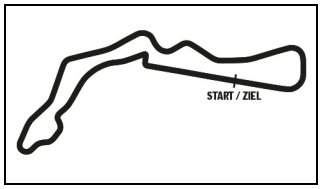

ADAC GT Masters Testday

Sector List Test Session 2

Provisional

Autodrom Most, Length: 4212m
Air temperature: 8.39°C
Track temperature: 7.91°C
Weather condition: Wet

DMSB Reg. Nr.:

Thursday, May 16, 2019 10:10:00

1 Renauer, DEU / Preining, AUT — theoretical besttime: 1:36.805

Lap	Time	SE1	SP1	SE2	SP2	SE3	SP3	TSP	Lap	Time	SE1	SP1	SE2	SP2	SE3	SP3	TSP
1	27:13.400	25:39.622	182	39.099	197	54.679			10	1:46.875	25.531	213	36.828	204	44.516	206	231
2	2:41.382	1:23.220	206	35.695	204	42.467	207		11	1:43.911	25.087	216	36.674	206	42.150	209	235
3	1:42.322	25.963	210	35.261	204	41.098	208	234	12	1:41.486	24.820	216	35.476	208	41.190	210	237
4	1:41.953	25.608	213	35.248	204	41.097	207	235	13	1:39.945	24.646	215	34.688	209	40.611	209	238
5	1:42.513	25.674	214	35.334	205	41.505	207	235	14	1:57.286	25.214	217	34.396	210	57.676		237
6	1:57.456	26.035	213	35.713	198	55.708		234	15	2:46.996	1:24.281	128	38.068	185	44.647	210	
7	5:01.357	3:32.423	165	40.574	184	48.360	195		16	1:37.632	24.648	218	**33.935**	**211**	39.049	210	238
8	1:53.600	27.169	199	38.403	199	48.028	200	226	17	**1:37.492**	**24.462**	**218**	34.622	210	**38.408**	**213**	**239**
9	1:51.301	26.006	207	38.055	194	47.240	198	231									

3 Lips, CHE / Hackländer, DEU — theoretical besttime: 1:42.469

Lap	Time	SE1	SP1	SE2	SP2	SE3	SP3	TSP	Lap	Time	SE1	SP1	SE2	SP2	SE3	SP3	TSP
1	10:15.107	8:52.326	177	38.267	193	44.514	203		6	1:43.024	**25.901**	**213**	35.360	205	41.763	208	237
2	1:46.966	26.954	209	36.510	200	43.502	205	233	7	**1:42.528**	25.940	214	34.999	204	**41.589**	**208**	237
3	1:44.941	26.460	210	35.814	202	42.667	207	235	8	1:54.727	25.961	215	**34.979**	**205**	53.787		**237**
4	1:43.994	26.331	208	35.742	202	41.921	207	236	9	2:10.937	42.821	210	35.494	205	52.622		
5	1:43.434	26.027	214	35.298	202	42.109	207	236									

4 Dreyspring, DEU / Hoti, DEU — theoretical besttime: 1:40.201

Lap	Time	SE1	SP1	SE2	SP2	SE3	SP3	TSP	Lap	Time	SE1	SP1	SE2	SP2	SE3	SP3	TSP
1	13:25.288	12:00.716	146	40.390	183	44.182	204		11	1:59.568	28.823	167	41.187	175	49.558	198	203
2	1:45.940	26.926	195	36.624	203	42.390	207	233	12	1:55.651	26.897	180	39.477	189	49.277	202	229
3	1:44.549	26.208	201	36.102	200	42.239	203	235	13	2:04.934	26.528	188	39.267	186	59.139		231
4	1:43.868	26.229	210	35.620	203	42.019	205	234	14	5:04.943	3:48.399	205	35.357	205	41.187	208	
5	1:43.239	25.932	213	35.345	202	41.962	206	234	15	1:41.050	**24.899**	**214**	35.196	202	40.955	207	237
6	1:42.806	25.812	213	35.131	204	41.863	205	236	16	**1:40.341**	24.975	214	34.622	208	**40.744**	**207**	236
7	1:42.775	25.706	213	35.108	204	41.961	205	235	17	1:40.842	25.074	213	**34.558**	**207**	41.210	206	236
8	1:42.396	25.726	213	34.966	204	41.704	206	235	18	1:41.448	25.185	190	35.298	206	40.965	207	236
9	1:58.444	27.073	179	37.384	202	53.987		236	19	1:41.861	25.032	214	35.218	204	41.611	208	237
10	8:00.198	6:23.427	151	45.026	149	51.745	177		20	1:56.355	26.006	200	36.077	205	54.272		**237**

7 Ludwig, DEU / Asch, DEU — theoretical besttime: 1:40.640

Lap	Time	SE1	SP1	SE2	SP2	SE3	SP3	TSP	Lap	Time	SE1	SP1	SE2	SP2	SE3	SP3	TSP
1	10:43.503	9:20.779	171	37.567	196	45.157	202		13	5:20.014	4:00.551	198	36.132	200	43.331	204	
2	1:45.920	27.141	198	36.139	201	42.640	205	230	14	1:43.254	25.687	213	35.421	203	42.146	205	233
3	1:44.336	26.602	210	35.296	202	42.438	206	232	15	1:42.794	25.589	214	35.330	203	41.875	205	232
4	1:44.315	26.615	210	35.645	203	42.055	206	233	16	1:43.378	25.529	213	35.471	203	42.378	206	233
5	1:46.437	26.333	213	35.737	201	44.367	207	233	17	1:42.177	25.463	214	34.994	204	41.720	207	233
6	1:43.824	26.362	204	35.394	204	42.068	207	233	18	1:54.233	25.659	213	35.127	205	53.447		**234**
7	1:56.426	26.248	213	35.870	204	54.308		234	19	5:21.556	4:05.516	211	34.994	206	41.046	206	
8	5:33.326	4:15.323	183	36.457	204	41.546	**207**		20	1:41.312	**25.112**	**213**	34.742	207	41.458	207	233
9	1:43.075	25.940	213	35.458	203	41.677	207	233	21	1:41.096	25.186	213	34.818	207	41.092	205	234
10	1:43.474	25.999	213	35.338	203	42.137	204	234	22	1:40.756	25.136	213	34.670	206	40.950	205	232
11	1:43.103	26.042	**214**	35.122	204	41.939	207	232	23	**1:40.744**	25.216	214	**34.644**	**207**	**40.884**	**205**	233
12	1:55.207	26.103	213	35.445	205	53.659		234									

8 Marschall, DEU / Schreiner, DEU — theoretical besttime: 1:41.524

Lap	Time	SE1	SP1	SE2	SP2	SE3	SP3	TSP	Lap	Time	SE1	SP1	SE2	SP2	SE3	SP3	TSP
1	13:54.072	12:29.984	170	38.948	193	45.140	204		9	1:48.613	26.719	191	36.896	200	44.998	203	233
2	1:46.366	27.007	204	36.246	202	43.113	205	232	10	1:50.195	26.631	188	36.895	197	46.669	204	231
3	1:45.090	26.387	205	35.888	203	42.815	205	234	11	1:57.610	26.445	198	36.505	201	54.660		234
4	1:43.654	25.959	214	35.340	204	42.355	206	235	12	2:40.576	1:23.289	205	35.818	204	**41.469**	**209**	
5	**1:43.091**	26.023	213	35.216	203	41.852	207	235	13	1:53.098	**25.349**	**215**	**34.706**	**207**	53.043		**237**
6	1:55.462	25.876	214	35.219	204	54.367		236	14	2:44.024	1:23.696	186	37.225	199	43.103	205	
7	7:27.344	5:57.893	206	36.024	201	53.427			15	1:57.676	26.376	197	37.018	199	54.282		236
8	2:55.882	1:28.068	161	41.725	188	46.089	202										

11 Erhart, DEU / Kaffer, DEU — theoretical besttime: 1:41.231

Lap	Time	SE1	SP1	SE2	SP2	SE3	SP3	TSP	Lap	Time	SE1	SP1	SE2	SP2	SE3	SP3	TSP
1	20:46.455	19:13.540	126	43.759	145	49.156	191		10	1:46.201	25.954	194	37.124	199	43.123	207	235
2	1:51.501	27.785	191	37.854	190	45.862	205	222	11	1:58.211	26.090	191	37.005	200	55.116		235
3	1:47.009	26.269	189	36.291	201	44.449	208	233	12	3:23.492	1:52.863	193	36.408	202	54.221		
4	1:44.162	26.431	204	35.736	203	41.995	207	235	13	2:57.074	1:23.073	173	38.080	189	55.921		
5	1:43.520	26.090	209	35.568	202	41.862	205	235	14	2:52.118	1:23.244	194	36.238	202	52.636		
6	1:59.526	26.576	190	37.626	197	55.324		232	15	3:21.013	1:48.650	189	37.829	198	54.534		

ADAC Vorteilsprogramm ADAC Audi Sport Auto Bild motorsport CAMP DAVID DEKRA Eibach herrenausstatter.de DMSB 2019 INTERNATIONAL SERIES
KÄRCHER KÜHNE+NAGEL PIRELLI postcon RACEROOM RAVENOL Sport Bild TWIN BUSCH

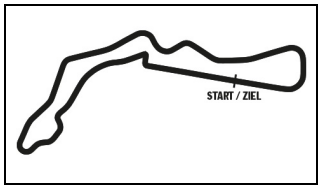

ADAC GT Masters Testday

Sector List Test Session 2

Provisional

Autodrom Most, Length: 4212m
Air temperature: 8.39°C
Track temperature: 7.91°C
Weather condition: Wet

DMSB Reg. Nr.:

Thursday, May 16, 2019 10:10:00

Lap	Time	SE1	SP1	SE2	SP2	SE3	SP3	TSP	Lap	Time	SE1	SP1	SE2	SP2	SE3	SP3	TSP
7	3:46.963	2:22.339	167	38.835	183	45.789	204		16	2:54.148	1:25.075	195	36.303	203	52.770		
8	1:49.549	27.320	185	38.052	197	44.177	204	231	17	2:38.549	1:22.540	204	**35.136**	**204**	**40.873**	**210**	
9	1:46.978	26.412	194	37.174	200	43.392	207	233	18	**1:41.629**	**25.222**	**213**	35.351	206	41.056	209	**237**

12 Drudi, ITA / Spengler, DEU — theoretical besttime: 1:43.934

1	52:16.406	50:55.958	165	37.951	196	**42.497**	**204**		2	1:56.198	**25.961**	**210**	**35.476**	**203**	54.761		**232**

14 Sylvest, DNK / Klingmann, DEU — theoretical besttime:

1	8:57.235	3:53.450	**42**	**2:15.479**	**37**	2:48.306											

17 Bernhard, DEU / Bachler, AUT — theoretical besttime:

1	7:20.312	5:49.158	191	36.957	200	54.197			3	2:54.586	1:24.715	212	37.346	204	52.525		
2	2:55.967	1:24.580	169	37.437	202	53.950			4	2:58.257	1:26.775	170	**36.447**	**202**	55.035		

18 de Leener, BEL / Cairoli, ITA — theoretical besttime: 1:47.806

1	4:05.270	2:41.412	172	38.629	195	45.229	201		3	2:01.394	**26.415**	**203**	**36.656**	**199**	58.323		**230**
2	**1:48.896**	26.880	**204**	37.281	193	**44.735**	**204**	229									

19 Beretta, ITA / Mapelli, ITA — theoretical besttime: 1:47.739

1	34:00.799	32:19.286	129	46.869	143	54.644	193		4	1:55.093	26.248	204	38.140	198	50.705	201	231
2	1:58.503	29.960	150	40.947	184	47.596	200	178	5	**1:48.189**	**25.605**	**216**	37.624	193	**44.960**	**201**	**233**
3	1:54.245	26.819	193	39.749	144	47.677	199	231	6	2:05.939	25.802	207	**37.174**	**200**	1:02.963		233

20 Snoeks, NLD / Wishofer, AUT — theoretical besttime: 1:39.733

1	6:55.942	5:22.620	150	44.378	180	48.944	194		15	1:42.380	25.899	212	35.074	203	41.407	207	233
2	1:51.601	28.350	176	38.528	185	44.723	202	222	16	1:41.493	25.479	213	34.867	204	41.147	206	233
3	1:48.278	27.421	192	36.903	198	43.954	200	229	17	1:55.337	25.560	193	35.571	203	54.206		234
4	1:46.002	27.118	207	36.049	200	42.835	203	229	18	3:10.582	1:52.040	174	36.809	202	41.733	208	
5	1:44.927	26.735	211	35.949	200	42.243	202	230	19	1:43.499	26.079	215	36.283	197	41.137	207	234
6	1:44.155	26.478	210	35.443	201	42.234	201	230	20	1:41.174	25.704	215	34.885	207	40.585	207	234
7	1:45.212	27.463	188	35.487	201	42.262	206	229	21	1:41.180	25.328	216	35.016	207	40.836	207	234
8	1:43.638	26.284	212	35.366	201	41.988	205	233	22	**1:40.189**	25.188	216	34.644	207	40.357	207	**235**
9	1:46.766	26.221	213	38.537	201	42.008	205	233	23	1:51.009	25.088	216	34.825	207	51.096		233
10	1:43.049	26.102	212	35.315	203	41.632	205	232	24	2:36.374	1:21.674	215	**34.613**	**208**	**40.087**	**208**	
11	2:12.665	26.710	201	43.841	144	1:02.114		233	25	1:40.766	25.064	215	35.437	207	40.265	206	234
12	4:20.017	3:03.108	203	35.585	202	41.324	207		26	1:41.051	**25.033**	**216**	35.570	207	40.448	207	233
13	1:43.314	25.964	212	35.063	201	42.287	205	232	27	1:50.974	25.078	215	34.791	207	51.105		233
14	1:42.238	25.964	213	35.064	202	41.210	206	232	28	3:03.621	1:46.776	191	35.724	206	41.121	210	

21 Bleekemolen, NLD / Eriksson, SWE — theoretical besttime: 1:39.887

1	8:56.371	7:36.212	179	37.353	200	42.806	205		13	1:41.480	25.409	216	34.857	205	41.214	207	235
2	1:45.114	26.342	213	35.820	202	42.952	207	232	14	1:41.623	25.431	216	34.983	204	41.209	207	236
3	1:43.353	26.032	214	35.594	203	41.727	209	233	15	1:41.791	25.558	216	34.894	206	41.339	208	235
4	1:43.088	26.119	214	35.255	203	41.714	207	234	16	1:41.407	25.303	216	34.909	207	41.195	208	236
5	1:43.491	26.291	214	35.282	203	41.918	207	235	17	1:53.335	25.719	216	35.402	205	52.214		236
6	1:56.868	26.205	214	35.227	203	55.436		234	18	2:56.017	1:26.124	177	36.299	204	53.594		
7	5:16.104	3:57.290	205	36.081	183	42.733	205		19	2:39.851	1:22.527	204	35.839	196	41.485	210	
8	1:42.370	25.814	215	34.962	203	41.594	205	234	20	**1:40.436**	**24.907**	**217**	**34.594**	**206**	40.935	210	236
9	1:42.317	25.838	214	35.184	204	41.295	208	234	21	2:03.573	34.581	175	35.849	205	53.143		237
10	1:43.193	26.011	215	35.128	205	42.054	209	236	22	5:29.262	3:56.222	160	43.956	177	49.084	183	
11	1:58.724	26.385	212	35.371	205	56.968		236	23	1:55.116	27.874	199	41.685	187	45.557	211	179
12	3:26.681	2:07.373	167	36.934	203	42.374	207		24	1:41.550	25.365	218	35.799	206	**40.386**	**214**	**238**

24 Ortmann, DEU / Winkelhock, DEU — theoretical besttime: 1:55.718

1	32:02.062	30:22.971	124	46.518	141	52.573	**165**		3	**1:55.718**	**29.830**	**172**	**39.386**	**187**	**46.502**	**149**	**196**
2	2:05.889	33.868	144	41.573	147	50.448	148	164	4	2:15.526	32.685	123	41.415	129	1:01.426		148

ADAC Vorteilsprogramm ADAC Audi Sport Auto Bild motorsport CAMP DAVID DEKRA Eibach Herrenausstatter.de DMSB 2019 INTERNATIONAL SERIES KÄRCHER KÜHNE+NAGEL PIRELLI postcon RACEROOM RAVENOL Sport Bild TWIN BUSCH

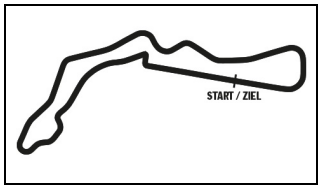

ADAC GT Masters Testday

Sector List Test Session 2

Provisional

Autodrom Most, Length: 4212m
Air temperature: 8.39°C
Track temperature: 7.91°C
Weather condition: Wet

DMSB Reg. Nr.:

Thursday, May 16, 2019 10:10:00

25 Schmidt, CHE / Haase, DEU — theoretical besttime: 1:41.872

Lap	Time	SE1	SP1	SE2	SP2	SE3	SP3	TSP	Lap	Time	SE1	SP1	SE2	SP2	SE3	SP3	TSP
1	23:26.880	21:50.173	154	39.858	159	56.849	142		7	**1:42.161**	25.756	214	35.020	204	**41.385**	**207**	**236**
2	2:05.795	32.748	161	38.279	157	54.768	155	160	8	2:05.609	**25.575**	**214**	**34.912**	**204**	1:05.122		235
3	1:58.132	30.142	189	37.176	186	50.814	156	177	9	6:41.594	5:13.759	212	34.923	204	52.912		
4	2:02.884	28.790	181	36.723	201	57.371	159	208	10	3:16.384	1:25.766	213	35.302	200	1:15.316		
5	1:56.418	28.964	204	36.743	199	50.711	160	213	11	3:09.868	1:22.185	185	36.747	167	1:10.936		
6	1:43.935	27.226	213	35.282	202	41.427	**208**	213	12	2:59.365	1:26.684	165	36.989	199	55.692		

26 Rogivue, CHE / Mücke, DEU — theoretical besttime: 1:40.198

Lap	Time	SE1	SP1	SE2	SP2	SE3	SP3	TSP	Lap	Time	SE1	SP1	SE2	SP2	SE3	SP3	TSP
1	13:40.572	12:14.672	143	40.583	163	45.317	198		11	9:10.194	7:52.043	197	35.785	201	42.366	206	
2	1:55.170	30.225	176	40.478	196	44.467	205	188	12	1:42.471	25.493	213	35.211	205	41.767	207	234
3	1:51.369	29.463	182	37.290	144	44.616	205	173	13	1:41.751	25.301	213	34.995	206	41.455	207	235
4	1:57.921	30.079	136	44.065	146	43.777	207	235	14	1:53.628	25.406	213	35.023	199	53.199		236
5	1:43.436	25.881	213	35.766	202	41.789	208	235	15	7:25.442	6:05.241	178	37.028	193	43.173	205	
6	1:43.234	26.002	208	35.342	201	41.890	207	236	16	1:42.224	25.435	210	35.322	205	41.467	207	233
7	1:52.723	35.368	197	35.402	205	41.953	207	236	17	1:41.842	25.034	213	35.101	205	41.707	207	236
8	1:43.078	25.908	210	35.185	204	41.985	206	235	18	1:40.838	25.271	213	35.012	207	**40.555**	**209**	235
9	1:44.485	25.776	213	35.178	204	43.531	206	235	19	**1:40.487**	24.914	216	**34.829**	**207**	40.744	208	237
10	1:56.978	26.090	209	35.642	204	55.246		236	20	1:40.635	**24.814**	**216**	34.850	207	40.971	207	**237**

28 Feller, CHE / Vanthoor, BEL — theoretical besttime: 1:39.093

Lap	Time	SE1	SP1	SE2	SP2	SE3	SP3	TSP	Lap	Time	SE1	SP1	SE2	SP2	SE3	SP3	TSP
1	42:19.223	41:00.631	178	36.753	203	41.839	206		6	2:54.127	1:24.636	199	36.016	201	53.475		
2	1:41.524	25.681	213	34.862	206	40.981	208	234	7	2:49.164	1:22.464	199	34.824	208	51.876		
3	1:41.891	25.226	**215**	35.106	207	41.559	206	236	8	2:37.244	1:21.486	213	35.048	207	40.710	209	
4	1:40.828	25.197	214	34.636	208	40.995	203	235	9	1:39.908	**24.935**	**215**	34.787	209	40.186	208	236
5	1:52.461	25.180	215	34.897	207	52.384		233	10	**1:39.112**	24.954	214	**33.975**	**209**	**40.183**	**209**	**237**

29 Hofer, AUT / Mies, DEU — theoretical besttime:

Lap	Time	SE1	SP1	SE2	SP2	SE3	SP3	TSP	Lap	Time	SE1	SP1	SE2	SP2	SE3	SP3	TSP
1	50:54.234	49:23.513	176	37.817	202	52.904			3	2:50.682	1:23.635	204	34.950	206	52.097		
2	2:53.887	1:24.912	195	35.844	205	53.131			4	2:49.749	1:24.398	215	**34.347**	**208**	51.004		

33 Salaquarda, CZE / Stippler, DEU — theoretical besttime: 1:42.825

Lap	Time	SE1	SP1	SE2	SP2	SE3	SP3	TSP	Lap	Time	SE1	SP1	SE2	SP2	SE3	SP3	TSP
1	3:43.689	2:18.545	176	39.889	187	45.255	205		11	1:45.050	26.104	214	36.352	203	42.594	208	231
2	1:48.164	26.981	208	37.352	201	43.831	207	233	12	**1:43.372**	25.744	215	**35.459**	**204**	42.169	206	237
3	1:45.793	26.437	215	36.357	201	42.999	209	236	13	1:44.314	25.735	214	35.872	201	42.707	209	237
4	1:44.708	26.024	215	35.989	201	42.695	209	237	14	1:55.474	25.750	216	35.711	203	54.013		237
5	1:50.096	26.197	214	36.384	202	47.515	208	237	15	7:58.000	6:39.347	195	36.541	202	42.112	207	
6	1:44.594	26.178	214	36.017	201	42.399	209	236	16	1:43.577	**25.286**	**215**	35.763	204	42.528	210	237
7	1:45.038	26.068	214	36.179	202	42.791	208	237	17	1:58.192	25.483	215	36.117	200	56.592		**238**
8	1:44.233	25.832	214	36.321	201	**42.080**	209	237	18	9:48.572	8:27.229	163	38.517	198	42.826	205	
9	1:57.034	25.997	215	36.072	202	54.965		237	19	1:57.170	25.572	206	36.229	205	55.369		231
10	8:16.347	6:55.468	180	37.600	201	43.279	207										

36 Dienst, DEU / Read, AUS — theoretical besttime: 1:39.359

Lap	Time	SE1	SP1	SE2	SP2	SE3	SP3	TSP	Lap	Time	SE1	SP1	SE2	SP2	SE3	SP3	TSP
1	5:06.717	3:26.868	171	37.533	199	1:02.316			15	1:43.279	26.189	213	35.188	205	41.902	207	234
2	2:16.938	43.363	182	36.489	199	57.086			16	1:57.123	26.176	212	36.068	203	54.879		234
3	2:03.268	45.436	191	35.969	203	41.863	206		17	4:56.201	3:21.634	153	44.452	173	50.115	181	
4	1:43.836	26.442	206	35.610	202	41.784	206	233	18	1:58.832	28.682	167	41.186	180	48.964	188	173
5	1:43.550	26.284	212	35.318	204	41.948	206	234	19	1:55.510	28.018	172	40.060	175	47.432	202	174
6	1:43.460	26.251	213	35.383	203	41.826	207	233	20	1:50.797	25.993	194	39.341	195	45.463	205	234
7	1:43.331	26.172	212	35.271	203	41.888	207	234	21	1:48.994	25.811	188	37.423	202	45.760	205	235
8	1:54.933	26.086	212	35.363	203	53.484		235	22	1:48.562	25.516	190	38.723	192	44.323	208	235
9	3:36.125	2:13.161	183	37.633	197	45.331	203		23	1:44.523	25.384	206	36.502	204	42.637	210	237
10	1:47.018	27.281	191	36.702	201	43.035	206	231	24	1:42.959	24.953	212	35.746	204	42.260	207	238
11	1:45.404	26.636	212	36.091	203	42.677	206	233	25	2:30.958	25.488	196	38.079	126	1:27.391		237
12	1:44.605	26.473	208	35.872	203	42.260	207	233	26	2:38.265	1:18.202	190	38.294	202	41.769	209	
13	1:43.831	26.336	213	35.557	204	41.938	206	234	27	1:41.252	25.149	209	35.490	206	40.613	210	237
14	1:43.468	26.248	214	35.478	204	41.742	207	234	28	**1:39.359**	**24.706**	**215**	**34.590**	**209**	**40.063**	**211**	**239**

ADAC Vorteilsprogramm ADAC Audi Sport Auto Bild motorsport CAMP DAVID DEKRA Eibach derrenausstatter.de DMSB 2019 INTERNATIONAL SERIES KÄRCHER KÜHNE+NAGEL PIRELLI postcon RACEROOM RAVENOL Sport Bild TWIN BUSCH

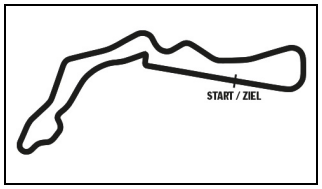

ADAC GT Masters Testday

Sector List Test Session 2

Provisional

Autodrom Most, Length: 4212m
Air temperature: 8.39°C
Track temperature: 7.91°C
Weather condition: Wet

DMSB Reg. Nr.:

Thursday, May 16, 2019 10:10:00

47 Dontje, NLD / Götz, DEU — theoretical besttime: 1:36.756

Lap	Time	SE1	SP1	SE2	SP2	SE3	SP3	TSP	Lap	Time	SE1	SP1	SE2	SP2	SE3	SP3	TSP
1	53:39.983	52:05.074	137	42.037	166	52.872	202		4	1:41.145	24.852	217	34.464	213	41.829	212	237
2	1:47.369	26.089	199	37.430	202	43.850	206	229	5	**1:36.756**	**24.407**	**217**	**33.579**	**214**	**38.770**	**213**	**239**
3	1:44.352	25.479	189	36.271	208	42.602	209	235									

48 Ellis, GBR / Vettel, DEU — theoretical besttime: 1:41.728

Lap	Time	SE1	SP1	SE2	SP2	SE3	SP3	TSP	Lap	Time	SE1	SP1	SE2	SP2	SE3	SP3	TSP
1	14:33.437	13:07.176	174	39.797	178	46.464	201		10	1:42.283	25.577	214	35.249	203	41.457	207	232
2	1:46.030	26.709	211	36.197	201	43.124	205	229	11	1:42.022	25.591	214	35.097	203	41.334	208	233
3	1:44.419	26.184	213	35.681	203	42.554	205	230	12	1:42.554	25.533	215	**35.062**	**203**	41.959	207	233
4	1:44.323	26.057	213	35.774	202	42.492	206	231	13	**1:41.865**	**25.471**	**214**	35.199	203	**41.195**	**209**	233
5	1:43.695	25.963	214	35.731	203	42.001	207	232	14	1:53.880	25.821	216	35.557	202	52.502		**235**
6	1:43.244	26.018	214	35.413	**203**	41.813	207	233	15	2:51.395	1:23.593	204	35.759	201	52.043		
7	1:43.217	25.804	214	35.619	200	41.794	207	233	16	2:50.611	1:22.233	192	36.002	203	52.376		
8	1:55.728	25.929	212	35.726	202	54.073		233	17	2:57.963	1:25.240	176	36.423	199	56.300		
9	5:46.458	4:28.734	207	35.628	203	42.096	207										

63 Engelhart, DEU / Bortolotti, ITA — theoretical besttime: 1:39.502

Lap	Time	SE1	SP1	SE2	SP2	SE3	SP3	TSP	Lap	Time	SE1	SP1	SE2	SP2	SE3	SP3	TSP
1	2:38.333	51.642	107	50.761	120	55.930	190		12	1:41.286	25.577	214	34.663	204	41.046	209	235
2	2:10.632	35.846	128	42.855	129	51.931	201	124	13	1:53.861	25.381	215	34.588	204	53.892		236
3	1:59.550	32.055	138	40.722	160	46.773	204	148	14	14:17.917	12:59.179	203	36.356	201	42.382	206	
4	1:58.381	29.612	145	40.226	172	48.543	195	172	15	1:40.886	25.142	213	34.598	204	41.146	206	234
5	1:58.926	30.262	113	42.295	150	46.369	205	140	16	1:42.153	25.152	214	34.566	202	42.435	207	235
6	2:09.026	28.728	164	37.527	201	1:02.771		188	17	1:39.832	24.848	214	34.314	206	40.670	207	235
7	4:39.078	3:14.458	177	36.567	203	48.053	206		18	1:39.905	24.889	214	**34.112**	**206**	40.904	203	235
8	1:43.154	26.162	213	35.428	203	41.564	206	233	19	1:40.423	25.097	215	34.543	206	40.783	207	233
9	1:41.826	25.633	215	34.766	204	41.427	209	234	20	**1:39.800**	**24.797**	**214**	34.364	206	40.639	206	235
10	1:41.702	25.634	215	34.617	206	41.451	207	**236**	21	1:39.876	24.858	215	34.425	206	**40.593**	**207**	235
11	1:43.860	25.518	215	35.051	205	43.291	208	235	22	1:53.981	24.883	216	35.994	205	53.104		236

71 Paul, DEU / Reicher, AUT — theoretical besttime: 1:39.656

Lap	Time	SE1	SP1	SE2	SP2	SE3	SP3	TSP	Lap	Time	SE1	SP1	SE2	SP2	SE3	SP3	TSP
1	7:09.043	5:28.671	151	39.898	184	1:00.474			15	1:43.187	26.179	212	35.343	202	41.665	210	238
2	2:34.690	1:13.573	183	37.553	197	43.564	207		16	1:44.909	26.669	213	35.153	204	43.087	209	209
3	1:45.394	26.822	200	36.039	203	42.533	206	235	17	1:41.914	25.688	214	35.031	206	41.195	208	238
4	1:44.375	26.746	207	35.655	204	41.974	207	235	18	1:56.851	25.548	213	35.580	205	55.723		238
5	1:43.933	26.322	200	35.831	202	41.780	208	236	19	9:16.599	7:58.965	195	36.043	201	41.591	208	
6	1:43.306	26.300	212	35.363	203	41.643	208	236	20	1:41.645	25.408	214	35.525	208	40.712	209	237
7	1:42.873	25.996	212	35.328	204	41.549	207	237	21	1:40.888	25.203	215	34.633	208	41.052	209	237
8	1:42.477	25.885	212	35.115	206	41.477	208	236	22	1:40.290	25.006	215	34.593	208	40.691	209	235
9	1:43.146	25.796	214	35.299	204	42.051	208	237	23	1:41.141	25.120	214	34.972	205	41.049	210	237
10	1:42.698	25.862	214	35.183	206	41.653	208	237	24	1:40.075	**24.825**	**213**	**34.502**	**209**	40.748	209	239
11	1:42.909	25.981	211	35.241	204	41.687	207	237	25	1:40.842	25.107	214	34.943	208	40.792	211	238
12	1:44.662	26.176	201	36.094	205	42.392	210	236	26	1:42.450	25.070	186	36.476	207	40.904	210	**240**
13	1:42.832	25.910	212	35.310	205	41.612	210	238	27	**1:39.759**	24.857	216	34.573	207	**40.329**	**210**	239
14	1:42.648	25.802	213	35.193	204	41.653	210	238									

77 Pommer, DEU / Kirchhöfer, DEU — theoretical besttime: 1:41.028

Lap	Time	SE1	SP1	SE2	SP2	SE3	SP3	TSP	Lap	Time	SE1	SP1	SE2	SP2	SE3	SP3	TSP
1	29:58.245	28:33.852	172	37.550	197	46.843	203		9	1:42.333	25.352	218	35.144	213	41.837	204	240
2	1:43.999	26.222	183	35.876	203	41.901	205	236	10	**1:41.473**	24.889	218	35.069	208	41.515	205	236
3	1:43.468	26.178	216	35.332	207	41.958	204	238	11	1:45.581	24.881	220	36.965	179	43.735	207	240
4	1:53.988	25.690	210	35.510	206	52.788		237	12	1:41.615	25.011	219	**34.779**	**209**	41.825	206	**240**
5	2:39.848	1:22.122	216	35.535	206	42.191	206		13	1:54.508	25.152	220	35.409	195	53.947		240
6	1:56.270	25.407	219	35.793	202	55.070		239	14	3:01.820	1:45.327	216	34.854	207	41.639	211	
7	3:38.370	2:21.102	216	35.312	207	41.956	206		15	1:41.840	**24.787**	**220**	35.591	210	**41.462**	**207**	240
8	1:42.616	25.466	220	35.366	211	41.784	207	240	16	1:41.571	24.823	219	35.054	213	41.694	207	240

82 Ineichen, CHE / Perera, FRA — theoretical besttime: 1:38.749

Lap	Time	SE1	SP1	SE2	SP2	SE3	SP3	TSP	Lap	Time	SE1	SP1	SE2	SP2	SE3	SP3	TSP
1	5:16.938	3:53.091	149	39.629	196	44.218	203		15	2:12.730	28.621	168	40.876	170	1:03.233		233
2	1:44.456	26.636	210	35.688	203	42.132	206	231	16	3:45.622	2:27.656	190	36.320	204	41.646	207	
3	1:43.161	25.906	213	35.402	202	41.853	207	234	17	1:41.765	25.547	213	**35.004**	**204**	41.214	207	236
4	1:42.531	25.779	212	35.091	205	41.661	207	234	18	1:43.597	25.464	215	36.606	196	41.527	206	235
5	1:42.231	25.830	214	35.011	203	41.390	206	234	19	1:45.909	25.321	215	35.557	202	45.031	207	235

ADAC Vorteilsprogramm ADAC Audi Sport Auto Bild motorsport CAMP DAVID DEKRA Eibach derrenausstatter.de DMSB 2019 INTERNATIONAL SERIES KÄRCHER KÜHNE+NAGEL PIRELLI postcon RACEROOM RAVENOL Sport Bild TWIN BUSCH

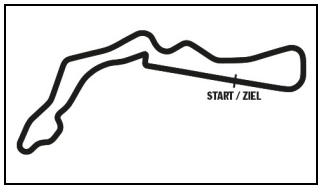

ADAC GT Masters Testday

Sector List Test Session 2

Provisional

Autodrom Most, Length: 4212m
Air temperature: 8.39°C
Track temperature: 7.91°C
Weather condition: Wet

DMSB Reg. Nr.:

Thursday, May 16, 2019 10:10:00

Lap	Time	SE1	SP1	SE2	SP2	SE3	SP3	TSP	Lap	Time	SE1	SP1	SE2	SP2	SE3	SP3	TSP
6	2:01.469	25.886	210	37.224	183	58.359		235	20	1:41.730	25.196	215	35.186	203	41.348	207	235
7	3:23.933	2:00.708	207	36.355	203	46.870	207		21	1:41.894	25.116	214	35.359	204	41.419	207	236
8	1:44.091	26.082	208	35.899	203	42.110	207	236	22	2:00.801	25.511	213	43.501	135	51.789	207	236
9	1:43.246	25.799	215	35.365	204	42.082	205	237	23	1:56.850	25.727	214	35.513	203	55.610		235
10	1:43.217	26.030	214	35.253	203	41.934	206	235	24	3:22.316	1:56.787	171	39.704	184	45.825	205	
11	1:43.245	25.839	214	35.350	204	42.056	206	235	25	1:49.330	28.270	175	38.241	199	42.819	208	233
12	1:58.553	25.844	207	36.354	203	56.355		235	26	1:40.997	25.789	200	35.091	208	40.117	211	237
13	4:31.868	2:54.747	131	44.278	173	52.843	196		27	**1:38.783**	**24.704**	**217**	35.038	210	**39.041**	**213**	**237**
14	2:00.442	29.020	169	41.953	180	49.469	200	227									

98 De Sadeleer, CHE / Hasse-Clot, FRA

theoretical besttime: 1:40.739

1	15:09.112	13:37.934	159	44.059	185	47.119	198		10	1:55.970	26.856	177	40.140	186	48.974	200	231
2	1:50.721	27.336	199	38.074	170	45.311	203	229	11	1:51.757	26.317	184	38.805	183	46.635	201	233
3	1:45.926	26.711	213	36.219	200	42.996	204	233	12	1:49.350	26.121	204	38.016	191	45.213	201	233
4	1:45.300	26.507	206	35.887	201	42.906	205	232	13	1:53.524	27.424	196	38.777	188	47.323	188	202
5	1:45.002	26.233	212	35.937	203	42.832	205	233	14	1:49.917	26.402	197	37.648	172	45.867	203	228
6	2:17.976	32.424	145	42.794	156	1:02.758		174	15	1:45.443	25.787	195	36.621	197	43.035	206	234
7	15:50.171	14:03.852	129	49.488	154	56.831	169		16	1:43.149	25.272	212	36.003	203	41.874	210	236
8	2:09.893	32.016	129	46.955	166	50.922	196	160	17	**1:40.739**	**25.032**	**213**	**35.008**	**207**	**40.699**	**211**	238
9	1:59.801	27.750	172	41.241	175	50.810	196	224	18	2:03.294	26.225	215	35.563	203	1:01.506		**240**

ADAC Vorteilsprogramm ADAC Audi Sport AutoBild motorsport CAMP DAVID DEKRA Eibach Herrenausstatter.de DMSB 2019 INTERNATIONAL SERIES SANCTIONED BY THE FIA
KÄRCHER KÜHNE+NAGEL PIRELLI postcon RR RACEROOM RAVENOL Sport Bild TWIN BUSCH GERMANY