

ADAC GT Masters

Sector List Test Session 2



Provisional

Motorsportarena Oschersleben, Length: 3667m

Air temperature: N/A°C

Track temperature: N/A°C

Weather condition: Dry

DMSB Reg. Nr.:

Monday, April 8, 2019 12:30:00

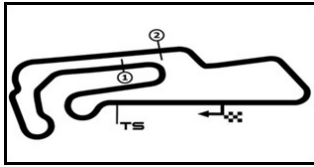
Lap	Time	SE1	SP1	SE2	SP2	SE3	SP3	TSP	Lap	Time	SE1	SP1	SE2	SP2	SE3	SP3	TSP
1	Renauer, DEU / Preining, AUT									theoretical besttime: 1:24.423							
1	27:05.215	26:04.310	142	34.554	156	26.351	189		10	1:25.045	30.580	187	29.498	220	24.967	194	238
2	1:33.039	31.441	185	34.915	82	26.683	192	230	11	1:29.039	30.899	186	29.557	221	28.583	194	238
3	1:26.763	31.276	187	30.490	215	24.997	191	236	12	1:24.492	30.649	187	29.385	221	24.458	193	238
4	1:26.869	31.135	186	30.721	219	25.013	193	237	13	1:33.802	30.664	188	29.576	221	33.562	58	238
5	1:26.193	31.254	185	29.912	220	25.027	193	237	14	8:05.476	7:11.266	186	29.533	220	24.677	193	
6	1:26.059	31.155	186	29.997	220	24.907	193	237	15	1:25.440	31.053	187	29.623	221	24.764	193	237
7	1:33.212	31.139	187	29.906	221	32.167	58	237	16	1:32.399	30.852	187	30.083	219	31.464	194	238
8	4:41.742	3:44.369	151	31.946	215	25.427	190		17	1:32.207	30.739	188	29.522	222	31.946	58	238
9	1:28.345	31.313	183	31.255	171	25.777	194	230									

Lap	Time	SE1	SP1	SE2	SP2	SE3	SP3	TSP	Lap	Time	SE1	SP1	SE2	SP2	SE3	SP3	TSP
3	Lips, CHE / Hackländer, DEU / Perez Companc, ARG									theoretical besttime: 1:25.472							
1	6:20.060	5:13.850	123	38.589	166	27.621	190		13	1:28.661	31.946	188	31.041	221	25.674	191	238
2	1:35.643	34.373	186	33.080	151	28.190	194	229	14	1:39.356	31.974	187	30.575	222	36.807	58	238
3	1:28.586	31.381	189	30.240	223	26.965	194	240	15	5:23.367	4:26.485	185	31.270	219	25.612	190	
4	1:26.737	31.114	188	30.013	224	25.610	194	241	16	1:41.784	31.876	186	30.755	222	39.153	58	237
5	1:26.192	30.938	189	30.599	223	24.655	194	241	17	4:13.022	3:09.852	186	34.051	161	29.119	191	
6	1:25.564	30.867	189	29.958	225	24.739	194	241	18	1:29.164	32.123	187	31.301	221	25.740	190	237
7	1:25.499	30.877	189	29.975	225	24.647	195	241	19	1:33.096	31.842	187	30.266	222	30.988	100	238
8	1:39.255	30.952	189	36.141	128	32.162	193	242	20	1:51.605	40.509	184	32.173	206	38.923	57	203
9	1:36.640	31.100	189	30.090	225	35.450	58	240	21	4:55.025	3:55.828	183	31.431	218	27.766	189	
10	10:07.475	9:10.251	181	31.635	217	25.589	191		22	1:29.577	32.338	186	31.421	220	25.818	192	237
11	1:27.967	31.742	186	30.815	221	25.410	191	237	23	1:28.540	32.174	187	30.932	220	25.434	191	237
12	1:37.106	31.600	187	38.418	150	27.088	191	237	24	1:28.458	31.787	188	30.934	221	25.737	191	238

Lap	Time	SE1	SP1	SE2	SP2	SE3	SP3	TSP	Lap	Time	SE1	SP1	SE2	SP2	SE3	SP3	TSP
4	Hoti, DEU / Triller, DEU									theoretical besttime: 1:26.831							
1	6:36.530	5:31.824	134	36.090	217	28.616	189		15	1:33.625	33.988	184	32.849	219	26.788	186	230
2	1:34.008	34.501	183	33.372	220	26.135	193	197	16	1:34.952	34.257	185	32.319	218	28.376	189	219
3	1:48.915	32.502	186	37.465	175	38.948	52	237	17	1:31.731	33.229	186	32.317	220	26.185	191	235
4	4:56.899	3:58.488	183	32.365	220	26.046	192		18	1:30.385	32.715	186	31.867	221	25.803	191	237
5	1:27.743	31.720	187	30.570	220	25.453	194	237	19	1:30.556	32.522	186	31.855	189	26.179	193	238
6	1:27.018	31.383	188	30.420	222	25.215	194	238	20	1:29.482	32.445	186	31.316	222	25.721	193	241
7	1:27.348	31.363	188	30.592	221	25.393	194	239	21	1:30.563	32.357	188	31.335	221	26.871	190	240
8	1:27.321	31.475	189	30.478	222	25.368	194	239	22	1:42.110	32.306	189	31.003	222	38.801	58	240
9	1:27.253	31.408	189	30.616	222	25.229	193	240	23	5:58.745	4:56.323	181	35.611	176	26.811	192	
10	1:27.666	31.609	187	30.785	221	25.272	195	240	24	1:33.414	33.033	154	33.464	207	26.917	191	238
11	1:26.831	31.261	189	30.418	222	25.152	194	241	25	1:31.258	34.132	188	31.470	220	25.656	191	234
12	1:27.436	31.301	187	30.729	223	25.406	195	240	26	1:28.644	32.298	187	31.050	221	25.296	192	238
13	1:40.851	32.015	185	31.420	222	37.416	55	241	27	1:28.156	31.797	188	31.091	222	25.268	192	240
14	7:19.380	6:15.555	149	36.228	175	27.597	187		28	1:48.735	31.943	189	34.199	218	42.593	57	240

Lap	Time	SE1	SP1	SE2	SP2	SE3	SP3	TSP	Lap	Time	SE1	SP1	SE2	SP2	SE3	SP3	TSP
7	Ludwig, DEU / Asch, DEU									theoretical besttime: 1:25.709							
1	2:25.383	1:19.451	184	32.584	189	33.348	192		13	1:27.475	31.367	187	30.893	222	25.215	194	238
2	1:31.354	31.873	188	30.244	222	29.237	193	236	14	1:26.524	31.251	189	30.179	222	25.094	193	239
3	1:26.328	31.076	187	30.223	224	25.029	192	238	15	1:27.890	31.194	189	31.434	221	25.262	194	239
4	1:26.293	31.216	188	30.222	222	24.855	194	238	16	1:26.975	31.340	189	30.232	222	25.403	192	239
5	1:26.184	31.065	189	30.148	223	24.971	195	237	17	1:37.193	31.369	188	31.047	219	34.777	49	237
6	1:35.180	31.261	188	30.321	223	33.598	49	238	18	5:47.167	4:49.965	178	31.774	223	25.428	193	
7	3:58.356	3:02.206	189	30.205	221	25.945	192		19	1:27.229	31.316	188	30.454	222	25.459	192	241
8	1:26.136	31.230	189	30.041	221	24.865	193	238	20	1:36.789	31.495	189	30.488	223	34.806	49	239
9	1:26.400	31.472	189	30.223	223	24.705	194	238	21	7:14.852	6:18.686	187	30.866	221	25.300	193	
10	1:25.826	31.182	188	29.957	222	24.687	193	237	22	1:26.691	31.343	188	30.314	221	25.034	192	237
11	1:34.984	31.185	188	29.960	221	33.839	49	238	23	1:36.316	31.443	188	30.506	221	34.367	49	238
12	4:52.996	3:56.568	188	31.179	220	25.249	193										

Lap	Time	SE1	SP1	SE2	SP2	SE3	SP3	TSP	Lap	Time	SE1	SP1	SE2	SP2	SE3	SP3	TSP
8	Schreiner, DEU / Marschall, DEU									theoretical besttime: 1:25.474							
1	3:41.154	2:40.019	176	34.038	193	27.097	188		12	1:32.163	33.081	184	32.244	219	26.838	189	236
2	1:28.944	33.003	184	30.620	221	25.321	192	235	13	1:30.468	32.586	185	31.884	219	25.998	191	236
3	1:26.780	31.324	186	30.407	221	25.049	191	237	14	1:31.285	33.353	184	32.116	220	25.816	190	237
4	1:25.535	31.037	186	29.782	222	24.716	192	237	15	1:30.056	32.549	184	31.430	219	26.077	191	237
5	1:25.889	30.976	186	29.946	221	24.967	191	240	16	1:30.697	32.409	184	31.524	219	26.764	190	236
6	1:44.608	31.070	185	39.445	218	34.093	58	238	17	1:42.906	32.420	185	32.073	219	38.413	58	238



ADAC GT Masters

Sector List Test Session 2



Provisional

Motorsportarena Oschersleben, Length: 3667m

Air temperature: N/A°C

Track temperature: N/A°C

Weather condition: Dry

DMSB Reg. Nr.:

Monday, April 8, 2019 12:30:00

Lap	Time	SE1	SP1	SE2	SP2	SE3	SP3	TSP	Lap	Time	SE1	SP1	SE2	SP2	SE3	SP3	TSP
7	17:26.264	16:30.096	183	31.059	220	25.109	191		18	4:02.028	3:03.832	183	31.821	219	26.375	189	
8	1:26.949	31.649	186	30.298	220	25.002	190	237	19	1:32.568	33.471	184	32.456	218	26.641	192	237
9	1:35.566	31.379	185	31.205	217	32.982	58	237	20	1:29.606	32.287	185	31.577	219	25.742	192	238
10	9:20.482	8:20.377	180	33.620	218	26.485	190		21	1:31.297	33.204	185	31.908	219	26.185	191	238
11	1:32.313	33.048	182	32.412	218	26.853	191	232									

11 Erhart, DEU / Kaffer, DEU

theoretical besttime: 1:25.608

1	14:32.820	13:28.108	148	36.602	201	28.110	189		14	1:27.214	31.628	187	30.383	223	25.203	192	240
2	1:32.541	34.036	184	32.141	219	26.364	190	214	15	1:37.223	31.654	187	30.501	223	35.068	58	240
3	1:28.962	32.193	186	31.177	221	25.592	191	235	16	4:44.149	3:45.542	175	32.949	221	25.658	192	
4	1:28.279	31.985	187	30.940	223	25.354	192	238	17	1:27.714	31.581	187	30.935	222	25.198	194	240
5	1:27.643	31.790	187	30.635	222	25.218	192	239	18	1:27.479	31.426	188	30.273	223	25.780	190	241
6	1:27.125	31.517	188	30.399	224	25.209	193	240	19	1:26.873	31.468	188	30.267	222	25.138	193	239
7	1:28.470	31.538	188	30.775	223	26.157	193	241	20	1:26.654	31.247	189	30.291	223	25.116	192	240
8	1:38.039	31.598	185	31.395	222	35.046	58	241	21	1:36.422	32.093	187	30.931	221	33.398	58	241
9	4:38.407	3:42.258	187	30.721	221	25.428	191		22	4:53.480	3:51.857	180	34.145	186	27.478	192	
10	1:27.424	31.701	187	30.549	222	25.174	191	241	23	1:27.857	32.005	187	30.661	222	25.191	193	238
11	1:27.592	31.542	187	30.416	223	25.634	191	238	24	1:25.608	31.096	189	29.849	224	24.663	194	240
12	1:27.608	31.781	187	30.404	222	25.423	192	239	25	1:29.685	31.832	190	30.683	220	27.170	193	242
13	1:27.273	31.578	187	30.555	222	25.140	193	238									

12 Spengler, DEU / Drudi, ITA

theoretical besttime: 1:25.930

1	3:10.111	2:05.596	151	36.396	214	28.119	187		17	1:42.044	37.228	165	31.345	222	33.471	58	240
2	1:31.099	34.230	162	31.550	221	25.319	192	235	18	4:25.470	3:20.725	110	37.463	218	27.282	191	
3	1:27.014	31.407	188	30.463	223	25.144	193	240	19	1:30.178	32.039	188	30.832	221	27.307	192	237
4	1:27.245	31.480	188	30.588	223	25.177	192	240	20	1:43.171	31.716	187	36.961	179	34.494	57	238
5	1:26.949	31.495	188	30.455	223	24.999	192	240	21	2:53.755	1:57.872	185	30.854	221	25.029	192	
6	1:38.066	33.430	186	30.333	223	34.303	56	181	22	1:26.588	31.415	187	30.249	222	24.924	192	240
7	4:41.729	3:42.177	105	34.106	221	25.446	191		23	1:26.944	31.327	187	30.144	224	25.473	193	239
8	1:26.878	31.677	188	30.141	223	25.060	192	239	24	1:26.737	31.502	186	30.124	223	25.111	192	240
9	1:26.124	31.309	187	29.907	224	24.908	191	241	25	1:26.618	31.590	187	29.968	223	25.060	191	240
10	1:26.696	31.296	188	29.924	224	25.476	192	239	26	1:34.288	31.477	187	30.154	223	32.657	57	240
11	1:26.177	31.157	189	30.055	223	24.965	193	240	27	3:43.392	2:46.400	169	31.044	221	25.948	194	
12	1:40.483	31.334	190	30.713	224	38.436	58	241	28	1:26.278	31.340	189	30.023	223	24.915	194	239
13	3:58.086	3:02.452	187	30.363	223	25.271	192		29	1:29.395	31.269	189	32.098	222	26.028	193	242
14	1:26.224	31.231	190	29.886	224	25.107	194	240	30	1:26.054	31.223	189	29.911	223	24.920	193	240
15	1:31.976	31.274	189	30.061	224	30.641	194	240	31	1:36.005	31.136	189	30.175	223	34.694	58	241
16	1:26.274	31.213	189	30.121	224	24.940	192	240									

13 Barth, DEU / Jahn, DEU

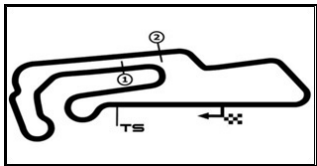
theoretical besttime: 1:25.080

1	6:03.677	5:01.184	160	34.707	198	27.786	177		16	1:26.029	31.188	191	29.934	228	24.907	198	246
2	1:34.855	34.366	177	33.916	202	26.573	190	216	17	1:37.813	31.629	190	31.687	230	34.497	59	244
3	1:27.601	31.959	190	30.501	229	25.141	197	234	18	6:21.607	5:25.266	189	30.987	224	25.354	200	
4	1:26.213	31.212	193	30.049	230	24.952	200	242	19	1:26.530	31.290	193	30.292	225	24.948	199	248
5	1:25.787	30.968	194	29.931	226	24.888	197	243	20	1:26.075	31.155	193	29.948	227	24.972	199	246
6	1:25.726	31.052	194	29.909	227	24.765	202	243	21	1:37.181	31.177	192	30.025	228	35.979	59	246
7	1:36.569	31.118	194	30.585	227	34.866	59	246	22	4:34.823	3:29.271	91	36.310	200	29.242	183	
8	4:22.515	3:26.026	189	31.110	230	25.379	200		23	1:30.831	33.658	190	31.577	224	25.596	198	222
9	1:26.578	31.420	192	30.257	226	24.901	198	243	24	1:27.400	31.491	191	30.835	225	25.074	198	243
10	1:26.226	31.279	194	30.101	226	24.846	197	244	25	1:29.058	31.057	193	32.771	222	25.230	199	242
11	1:26.228	31.283	195	30.105	226	24.840	200	243	26	1:25.467	31.058	194	29.696	228	24.713	201	245
12	1:35.224	31.311	193	30.279	230	33.634	57	246	27	1:25.451	30.910	193	29.803	225	24.738	199	244
13	4:04.431	3:07.797	183	31.406	221	25.228	198		28	1:25.089	30.880	193	29.705	227	24.504	198	245
14	1:26.324	31.206	193	30.143	224	24.975	196	246	29	1:35.254	31.194	193	30.841	225	33.219	59	245
15	1:28.452	31.432	190	30.671	161	26.349	199	243									

14 Klingmann, DEU / Terting, DEU

theoretical besttime: 1:26.484

1	17:29.240	16:29.354	182	33.216	221	26.670	192		13	7:34.785	6:36.505	185	31.428	224	26.852	195	
2	1:28.723	32.223	187	31.042	223	25.458	196	238	14	1:29.349	32.307	184	31.195	225	25.847	194	242
3	1:26.992	31.619	189	30.326	225	25.047	196	242	15	1:28.181	31.800	189	30.698	226	25.683	193	243
4	1:26.839	31.429	190	30.232	225	25.178	196	243	16	1:28.945	31.999	189	30.987	226	25.959	195	243
5	1:26.582	31.408	190	30.093	226	25.081	196	243	17	1:28.231	32.096	186	30.649	225	25.486	194	242
6	1:34.972	31.344	190	30.139	226	33.489	59	244	18	1:28.221	31.786	189	30.855	225	25.580	194	242



ADAC GT Masters

Sector List Test Session 2



Provisional

Motorsportarena Oschersleben, Length: 3667m

Air temperature: N/A°C

Track temperature: N/A°C

Weather condition: Dry

DMSB Reg. Nr.:

Monday, April 8, 2019 12:30:00

Lap	Time	SE1	SP1	SE2	SP2	SE3	SP3	TSP	Lap	Time	SE1	SP1	SE2	SP2	SE3	SP3	TSP
7	5:18.704	4:20.211	185	32.416	225	26.077	194		19	1:27.867	31.767	188	30.473	224	25.627	194	242
8	1:29.497	32.431	189	31.328	226	25.738	195	242	20	1:28.000	31.762	187	30.675	225	25.563	194	242
9	1:28.213	31.857	189	30.669	227	25.687	195	243	21	1:28.325	31.872	186	30.856	226	25.597	194	242
10	1:28.443	32.060	190	30.895	227	25.488	195	242	22	1:27.762	31.648	190	30.545	226	25.569	195	242
11	1:28.567	32.309	188	30.725	226	25.533	195	242	23	1:28.781	32.369	186	30.662	225	25.750	194	243
12	2:00.379	32.079	186	42.246	95	46.054	56	243									

17 Bachler, AUT / Bernhard, DEU

theoretical besttime: 1:25.281

1	6:01.394	4:59.866	181	34.823	216	26.705	192		11	1:33.765	31.252	191	30.628	222	31.885	58	241
2	1:27.868	32.212	186	30.618	216	25.038	195	235	12	20:04.322	19:07.726	186	31.408	220	25.188	193	
3	1:26.208	31.169	190	30.041	221	24.998	194	237	13	1:26.950	31.253	189	30.638	219	25.059	194	239
4	1:25.673	31.020	190	29.799	222	24.854	193	238	14	1:26.446	31.051	190	30.044	222	25.351	192	239
5	1:25.473	30.943	191	29.669	221	24.861	193	237	15	1:26.474	31.229	190	30.123	221	25.122	194	238
6	1:25.427	30.956	191	29.802	222	24.669	192	239	16	1:41.257	31.076	190	29.906	223	40.275	57	241
7	1:33.317	31.119	191	29.803	222	32.395	58	238	17	6:20.223	5:16.437	114	35.884	152	27.902	192	
8	3:43.533	2:48.255	189	30.273	223	25.005	194		18	1:28.134	32.382	186	30.592	219	25.160	192	235
9	1:25.716	31.062	190	29.901	222	24.753	193	238	19	1:27.523	31.573	189	30.441	219	25.509	192	238
10	1:25.931	31.005	189	29.997	222	24.929	193	238	20	1:38.206	31.536	182	31.503	220	35.167	54	239

18 de Leener, BEL / Cairoli, ITA

theoretical besttime: 1:25.111

1	8:51.959	7:48.462	182	35.686	173	27.811	189		15	1:26.642	31.587	188	30.113	220	24.942	193	237
2	1:32.002	32.961	184	32.941	217	26.100	191	230	16	1:34.937	31.261	190	30.255	221	33.421	57	237
3	1:29.229	32.191	187	31.183	218	25.855	192	235	17	4:53.232	3:58.371	188	30.103	220	24.758	192	
4	1:28.634	31.958	189	31.042	220	25.634	193	236	18	1:25.662	31.126	188	30.025	220	24.511	193	237
5	1:30.323	32.705	189	30.990	204	26.628	193	206	19	1:27.313	31.734	188	30.852	221	24.727	194	237
6	1:28.355	31.807	189	30.876	219	25.672	194	237	20	1:25.987	31.042	189	30.323	220	24.622	194	239
7	1:28.569	32.008	188	30.854	219	25.707	191	238	21	1:25.455	30.855	189	29.927	222	24.673	194	239
8	1:27.952	31.752	190	30.665	220	25.535	193	236	22	1:34.244	31.052	188	29.745	221	33.447	57	239
9	1:38.169	32.011	187	30.850	220	35.308	58	237	23	7:47.851	6:51.564	158	31.432	220	24.855	193	
10	4:11.625	3:00.422	119	42.357	160	28.846	151		24	1:26.060	31.125	188	30.116	220	24.819	194	237
11	1:34.263	34.819	185	31.607	218	27.837	192	201	25	1:25.801	31.214	188	29.868	222	24.719	193	237
12	1:27.090	31.585	188	30.390	221	25.115	192	236	26	1:29.633	31.568	190	30.682	210	27.383	193	239
13	1:26.597	31.397	188	30.164	220	25.036	192	236	27	1:25.801	31.350	189	29.861	221	24.590	194	238
14	1:26.276	31.082	190	30.080	219	25.114	193	237	28	1:25.654	31.100	190	29.880	222	24.674	194	239

19 Beretta, ITA / Mapelli, ITA

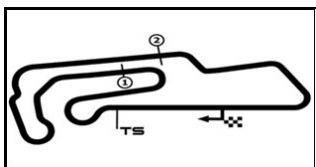
theoretical besttime: 1:24.781

1	2:17.045	1:16.402	177	34.103	216	26.540	190		13	14:51.858	13:47.568	172	35.703	214	28.587	188	
2	1:29.256	32.359	186	30.653	221	26.244	190	235	14	1:42.432	37.369	152	35.311	180	29.752	190	233
3	1:28.047	32.278	187	30.704	221	25.065	191	237	15	1:28.272	32.065	186	30.908	219	25.299	190	237
4	1:26.865	31.815	185	30.107	222	24.943	193	236	16	1:26.950	31.487	186	30.470	222	24.993	192	237
5	1:26.045	31.327	188	29.969	223	24.749	192	237	17	1:28.717	31.172	186	29.988	222	27.557	192	238
6	1:26.412	31.433	187	30.121	222	24.858	191	237	18	1:31.771	31.172	185	30.371	222	30.228	192	238
7	1:28.667	31.471	188	32.180	222	25.016	190	236	19	1:41.052	31.260	187	30.417	221	39.375	48	237
8	1:26.030	31.285	187	30.054	222	24.691	192	236	20	3:33.563	2:31.212	148	35.648	160	26.703	188	
9	1:25.950	31.388	188	29.854	222	24.708	191	238	21	1:28.878	32.719	185	31.223	219	24.936	193	213
10	1:25.887	31.333	188	29.896	222	24.658	192	238	22	1:25.204	30.998	185	29.785	223	24.421	194	237
11	1:37.070	31.263	186	29.844	223	35.963	48	238	23	1:27.810	31.743	185	30.461	223	25.606	193	238
12	7:48.851	6:19.952	115	43.003	141	45.896	48		24	1:33.428	30.585	188	29.775	222	33.068	48	238

20 Snoeks, NLD / Wishofer, AUT

theoretical besttime: 1:26.919

1	3:44.305	2:36.703	146	36.444	204	31.158	172		16	1:27.893	32.116	183	30.451	219	25.326	189	232
2	1:38.990	36.472	177	34.652	194	27.866	182	212	17	1:27.638	31.837	183	30.401	220	25.400	190	233
3	1:33.207	34.629	180	32.104	215	26.474	186	228	18	1:28.350	32.162	184	30.489	219	25.699	189	235
4	1:31.178	33.272	181	31.850	216	26.056	188	230	19	1:27.399	31.817	184	30.420	220	25.162	190	234
5	1:29.422	32.826	184	30.906	219	25.690	190	232	20	1:37.510	31.568	183	31.049	220	34.893	59	234
6	1:28.179	32.123	184	30.684	219	25.372	190	232	21	5:11.229	4:12.878	184	32.445	192	25.906	187	
7	1:28.530	32.040	183	31.044	219	25.446	189	234	22	1:28.418	32.087	184	30.857	217	25.474	189	233
8	1:27.627	31.994	184	30.395	219	25.238	191	233	23	1:28.071	31.977	185	30.729	218	25.365	186	233
9	1:27.526	31.957	184	30.403	219	25.166	191	235	24	1:27.729	31.960	185	30.560	219	25.209	189	232
10	1:27.153	31.585	184	30.306	220	25.262	190	235	25	1:27.853	31.912	184	30.643	218	25.298	190	233
11	1:27.610	31.873	184	30.275	221	25.462	153	235	26	1:27.598	31.857	185	30.429	219	25.312	189	235
12	1:29.440	33.806	184	30.332	221	25.302	190	193	27	1:27.762	31.740	184	30.515	219	25.507	190	233
13	1:40.938	31.926	183	30.472	221	38.540	57	236	28	1:27.644	31.642	185	30.535	220	25.467	189	235



ADAC GT Masters

Sector List Test Session 2



Provisional

Motorsportarena Oschersleben, Length: 3667m

Air temperature: N/A°C

Track temperature: N/A°C

Weather condition: Dry

DMSB Reg. Nr.:

Monday, April 8, 2019 12:30:00

Lap	Time	SE1	SP1	SE2	SP2	SE3	SP3	TSP	Lap	Time	SE1	SP1	SE2	SP2	SE3	SP3	TSP
14	10:50.862	9:53.711	178	31.533	213	25.618	186		29	1:27.188	31.513	185	30.544	219	25.131	190	234
15	1:28.482	32.231	183	30.779	219	25.472	188	230	30	1:27.599	31.665	186	30.527	219	25.407	190	235

21 Sylvest, DNK / Eriksson, SWE

theoretical besttime: 1:25.769

1	2:42.366	1:43.788	181	32.857	213	25.721	189		15	7:22.949	6:26.487	188	30.175	222	26.287	193	
2	1:26.872	31.570	187	30.370	219	24.932	191	234	16	1:26.618	31.360	189	30.361	222	24.897	192	238
3	1:26.121	31.421	188	29.990	221	24.710	192	234	17	1:26.643	31.192	189	30.317	221	25.134	192	238
4	1:26.275	31.138	189	30.259	222	24.878	191	236	18	1:36.097	31.217	189	30.323	222	34.557	55	238
5	1:26.253	31.162	189	30.276	222	24.815	192	237	19	6:45.440	5:43.689	152	34.866	215	26.885	188	
6	1:35.667	31.362	188	30.149	222	34.156	55	239	20	1:32.941	32.675	186	31.307	220	28.959	153	234
7	5:03.188	4:07.979	187	30.241	220	24.968	192		21	1:28.969	33.041	187	30.901	220	25.027	192	220
8	1:26.164	31.239	188	30.072	222	24.853	190	237	22	1:26.516	31.347	188	30.258	222	24.911	193	236
9	1:34.769	31.152	189	30.276	222	33.341	58	236	23	1:26.671	31.162	187	30.388	220	25.121	192	237
10	4:54.534	3:59.199	188	30.289	222	25.046	192		24	1:30.644	33.508	155	32.015	222	25.121	193	237
11	1:26.427	31.154	189	30.217	223	25.056	192	239	25	1:39.579	31.411	187	30.432	222	37.736	54	238
12	1:26.566	31.288	189	30.216	223	25.062	192	238	26	3:05.403	2:09.805	188	30.529	220	25.069	192	
13	1:26.269	31.069	189	30.194	221	25.006	192	238	27	1:26.287	31.178	189	30.136	221	24.973	192	236
14	1:35.828	31.227	188	30.033	222	34.568	56	237									

24 Ortmann, DEU / Winkelhock, DEU

theoretical besttime: 1:25.742

1	1:57.825	58.365	179	33.389	216	26.071	188		14	1:26.732	31.494	187	30.210	220	25.028	190	237
2	1:29.195	32.214	187	31.303	221	25.678	184	234	15	1:28.526	31.951	159	31.270	220	25.305	192	236
3	1:27.199	31.848	187	30.249	221	25.102	192	233	16	1:37.280	31.645	187	30.408	222	35.227	48	238
4	1:27.452	31.729	186	30.468	222	25.255	191	237	17	8:18.445	7:14.748	136	36.521	181	27.176	188	
5	1:26.869	31.486	187	30.329	222	25.054	190	237	18	1:31.092	33.429	184	32.172	198	25.491	192	233
6	1:28.060	31.600	186	30.775	221	25.685	186	236	19	1:27.828	31.830	184	30.876	217	25.122	192	237
7	1:27.175	31.874	186	30.266	222	25.035	192	234	20	1:26.601	31.208	187	29.897	219	25.496	191	238
8	1:40.240	31.640	187	30.469	220	38.131	48	237	21	1:25.981	31.224	187	30.089	221	24.668	192	237
9	13:18.178	12:22.239	183	30.687	219	25.252	191		22	1:27.246	31.177	186	30.552	224	25.517	192	238
10	1:27.438	31.462	187	30.782	219	25.194	191	235	23	1:36.762	32.293	186	30.039	222	34.430	48	240
11	1:27.030	31.584	187	30.331	220	25.115	192	237	24	6:15.450	5:19.831	187	30.294	219	25.325	192	
12	1:26.798	31.438	187	30.268	220	25.092	191	237	25	1:37.891	31.194	188	29.937	222	36.760	49	238
13	1:27.083	31.493	187	30.410	220	25.180	192	237									

25 Schmidt, CHE / Haase, DEU

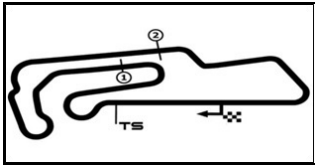
theoretical besttime: 1:25.479

1	1:50.950	52.373	180	32.838	214	25.739	188		20	1:27.696	31.423	185	30.869	220	25.404	190	238
2	1:27.092	31.701	186	30.385	220	25.006	192	230	21	1:29.475	31.512	187	32.437	220	25.526	192	237
3	1:26.190	31.304	187	30.006	222	24.880	190	237	22	1:26.751	31.444	186	30.230	222	25.077	191	238
4	1:26.201	31.061	187	30.282	221	24.858	191	237	23	1:26.337	31.274	186	30.090	222	24.973	191	237
5	1:26.111	31.168	187	30.150	220	24.793	193	237	24	1:26.143	31.278	186	30.010	223	24.855	192	237
6	1:26.064	31.143	185	30.106	223	24.815	192	238	25	1:26.147	31.158	186	30.086	222	24.903	192	238
7	1:25.842	30.914	187	30.040	223	24.888	192	238	26	1:26.083	31.158	186	29.985	222	24.940	191	238
8	1:26.390	31.081	187	30.145	222	25.164	182	237	27	1:26.319	31.249	186	30.147	223	24.923	193	238
9	1:27.190	31.381	187	30.275	221	25.534	193	233	28	1:26.194	31.157	186	30.085	222	24.952	192	239
10	1:26.523	31.473	186	30.064	220	24.986	192	238	29	1:25.975	31.052	186	29.955	223	24.968	191	240
11	1:25.897	31.139	187	29.920	221	24.838	190	238	30	1:25.951	31.016	187	30.082	221	24.853	192	240
12	1:25.790	31.225	187	29.893	222	24.672	191	237	31	1:27.114	31.032	186	30.827	219	25.255	192	239
13	1:25.956	31.120	186	30.042	222	24.794	191	237	32	1:26.654	31.390	186	30.173	221	25.091	191	239
14	1:25.901	31.158	187	29.938	222	24.805	190	237	33	1:26.482	31.170	186	30.073	222	25.239	191	238
15	1:26.238	31.121	188	30.166	222	24.951	192	238	34	1:26.782	31.363	187	30.225	221	25.194	191	238
16	1:26.902	31.209	185	30.499	223	25.194	192	240	35	1:27.456	31.409	184	30.476	222	25.571	193	238
17	1:35.531	31.091	188	30.281	222	34.159	48	240	36	1:28.222	32.132	186	30.410	222	25.680	193	239
18	2:44.667	1:48.853	185	30.682	221	25.132	190		37	1:37.218	31.346	186	31.625	221	34.247	48	239
19	1:26.977	31.550	186	30.245	222	25.182	191	237									

26 Rogivue, CHE / Mücke, DEU

theoretical besttime: 1:25.990

1	2:10.031	1:09.289	180	33.563	216	27.179	187		20	1:27.062	31.453	186	30.582	219	25.027	191	237
2	1:30.542	32.486	185	31.163	219	26.893	190	234	21	1:26.711	31.415	186	30.225	221	25.071	190	237
3	1:27.564	31.793	186	30.516	220	25.255	191	235	22	1:26.594	31.359	188	30.215	221	25.020	192	237
4	1:27.071	31.393	185	30.295	220	25.383	190	238	23	1:26.310	31.408	187	30.082	222	24.820	192	237
5	1:26.476	31.294	187	30.218	220	24.964	190	236	24	1:26.484	31.424	187	30.069	222	24.991	192	237
6	1:28.330	31.318	187	31.825	221	25.187	191	236	25	1:27.603	31.378	188	30.143	220	26.082	192	239
7	1:27.309	31.776	187	30.462	220	25.071	191	237	26	1:30.417	31.345	186	33.461	189	25.611	192	238



ADAC GT Masters

Sector List Test Session 2



Provisional

Motorsportarena Oschersleben, Length: 3667m

Air temperature: N/A°C

Track temperature: N/A°C

Weather condition: Dry

DMSB Reg. Nr.:

Monday, April 8, 2019 12:30:00

Lap	Time	SE1	SP1	SE2	SP2	SE3	SP3	TSP	Lap	Time	SE1	SP1	SE2	SP2	SE3	SP3	TSP
5	1:27.840	31.236	189	30.038	224	26.566	192	239	18	9:16.032	8:19.418	184	31.019	220	25.595	191	
6	1:26.326	31.396	188	30.170	223	24.760	193	239	19	1:30.048	31.580	184	31.411	197	27.057	191	238
7	1:26.266	31.230	188	30.101	223	24.935	191	241	20	1:29.002	31.444	188	30.423	192	27.135	191	239
8	1:38.553	31.529	188	30.613	222	36.411	53	239	21	1:26.315	31.369	188	30.057	224	24.889	193	238
9	8:01.036	6:57.056	173	35.390	210	28.590	151		22	1:26.111	31.130	187	30.020	222	24.961	191	240
10	1:38.853	38.059	112	33.411	217	27.383	188	187	23	1:26.300	31.184	187	30.193	222	24.923	193	240
11	1:29.348	32.238	187	31.489	219	25.621	192	235	24	1:26.609	31.313	188	30.198	223	25.098	194	240
12	1:26.933	31.035	188	31.153	222	24.745	193	238	25	1:41.127	32.932	187	32.099	219	36.096	58	231
13	1:25.242	30.878	189	29.717	224	24.647	192	239									

36 Read, AUS / Dienst, DEU

theoretical besttime: 1:27.093

1	41:36.141	40:34.825	174	34.482	216	26.834	190		7	1:30.841	32.902	185	31.811	219	26.128	191	233
2	1:33.467	34.198	183	31.755	216	27.514	192	185	8	1:31.138	33.675	186	31.395	220	26.068	191	235
3	1:33.659	31.926	185	34.140	134	27.593	189	236	9	1:28.418	32.164	186	30.844	222	25.410	192	236
4	1:50.406	33.844	183	35.988	201	40.574	58	223	10	1:27.695	31.841	187	30.526	221	25.328	192	237
5	5:06.174	4:06.941	171	32.592	216	26.641	190		11	1:27.165	31.510	188	30.255	222	25.400	192	237
6	1:33.970	34.178	180	32.871	216	26.921	191	233									

47 Dontje, NLD / Götz, DEU

theoretical besttime: 1:25.059

1	2:18.209	1:17.851	182	33.719	216	26.639	190		15	1:26.214	31.183	189	30.113	224	24.918	193	238
2	1:35.145	32.728	187	33.667	189	28.750	193	234	16	1:26.932	31.280	188	30.441	222	25.211	193	240
3	1:28.439	31.544	188	30.108	222	26.787	194	236	17	1:26.306	31.142	189	30.168	223	24.996	193	239
4	1:25.921	31.240	188	29.795	223	24.886	192	238	18	1:26.396	31.251	189	30.122	223	25.023	193	240
5	1:31.776	31.085	189	30.130	216	30.561	194	237	19	1:26.084	31.191	189	29.943	224	24.950	194	239
6	1:25.521	30.986	190	29.717	223	24.818	192	238	20	1:36.973	31.338	189	30.298	225	35.337	47	240
7	1:25.625	31.009	190	29.704	222	24.912	193	238	21	10:40.352	9:42.166	181	32.605	177	25.581	193	
8	1:25.437	30.944	189	29.736	223	24.757	191	239	22	1:26.578	31.268	187	30.165	222	25.145	194	237
9	1:35.689	31.127	189	30.279	201	34.283	59	237	23	1:25.348	31.020	189	29.712	223	24.616	193	239
10	7:15.627	6:18.912	185	31.351	220	25.364	192		24	1:26.185	30.850	189	29.761	224	25.574	193	240
11	1:28.503	31.800	187	31.485	219	25.218	192	237	25	1:25.306	30.754	189	29.951	221	24.601	193	239
12	1:26.791	31.411	187	30.453	221	24.927	192	237	26	1:27.602	30.991	188	31.467	222	25.144	194	238
13	1:26.076	31.149	189	30.114	223	24.813	193	237	27	1:35.151	31.886	188	30.254	222	33.011	59	240
14	1:26.249	31.125	189	30.272	222	24.852	193	239									

48 Vettel, DEU / Ellis, GBR

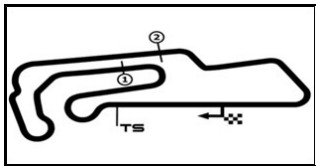
theoretical besttime: 1:24.798

1	9:20.346	8:18.740	178	33.621	217	27.985	192		15	1:27.788	32.208	187	30.560	222	25.020	193	233
2	1:28.940	32.443	187	30.867	221	25.630	192	235	16	1:27.072	31.453	188	30.512	221	25.107	194	237
3	1:29.444	31.891	186	32.178	220	25.375	193	236	17	1:26.240	30.951	189	30.042	220	25.247	195	240
4	1:26.880	31.535	188	30.284	223	25.061	194	238	18	1:25.037	30.835	189	29.620	223	24.582	194	240
5	1:26.547	31.534	189	30.026	223	24.987	193	240	19	1:24.885	30.922	189	29.396	223	24.567	194	240
6	1:39.731	31.566	188	30.303	222	37.862	58	238	20	1:25.275	31.004	187	29.649	223	24.622	192	239
7	5:02.041	3:59.552	153	35.573	161	26.916	191		21	1:35.184	31.008	189	29.690	224	34.486	58	239
8	1:29.733	33.502	187	30.835	219	25.396	193	193	22	4:56.971	4:01.872	187	30.146	222	24.953	194	
9	1:27.089	31.354	187	30.302	222	25.433	194	238	23	1:26.553	31.276	181	30.223	223	25.054	196	238
10	1:26.473	31.353	178	30.240	221	24.880	193	238	24	1:33.600	31.690	187	31.712	203	30.198	193	241
11	1:25.456	31.025	189	29.722	224	24.709	194	239	25	1:26.870	31.531	189	30.234	223	25.105	194	238
12	1:25.734	31.082	189	29.884	224	24.768	194	238	26	1:26.178	31.260	188	29.974	223	24.944	194	240
13	1:37.923	31.009	189	29.963	222	36.951	53	239	27	1:40.191	31.084	190	29.982	224	39.125	55	241
14	7:25.561	6:22.646	170	34.890	194	28.025	189										

63 Perera, FRA / Bortolotti, ITA

theoretical besttime: 1:25.155

1	3:46.865	2:46.603	161	33.068	215	27.194	185		9	1:29.885	32.466	176	31.807	183	25.612	192	223
2	1:29.025	32.386	185	30.896	217	25.743	189	232	10	1:26.828	31.383	186	30.355	219	25.090	191	235
3	1:28.402	31.864	185	30.865	218	25.673	185	233	11	1:25.509	30.981	186	29.846	219	24.682	187	235
4	1:39.442	31.665	186	32.799	218	34.978	58	233	12	1:25.344	30.943	187	29.722	220	24.679	190	234
5	3:41.531	2:44.121	184	31.559	213	25.851	188		13	1:25.254	30.904	187	29.813	219	24.537	192	235
6	1:28.424	31.950	186	31.007	219	25.467	189	234	14	1:25.161	30.900	187	29.728	219	24.533	192	235
7	1:36.201	31.719	186	30.741	218	33.741	57	233	15	1:34.873	31.542	186	30.671	218	32.660	58	236
8	4:32.627	3:32.057	173	33.741	203	26.829	189		16	9:45.011	7:12.499	183	38.063	71	1:54.449	22	



ADAC GT Masters

Sector List Test Session 2

Provisional



Motorsportarena Oschersleben, Length: 3667m

Air temperature: N/A°C

Track temperature: N/A°C

Weather condition: Dry

DMSB Reg. Nr.:

Monday, April 8, 2019 12:30:00

Lap	Time	SE1	SP1	SE2	SP2	SE3	SP3	TSP	Lap	Time	SE1	SP1	SE2	SP2	SE3	SP3	TSP
-----	------	-----	-----	-----	-----	-----	-----	-----	-----	------	-----	-----	-----	-----	-----	-----	-----

99 Keilwitz, DEU / Martin, BEL / De Sadeleer, CHE / Hasse Clot, FRA **theoretical besttime: 1:25.765**

1	25:02.249	23:56.712	127	37.844	192	27.693	186		9	1:25.765	31.140	185	29.881	221	24.744	191	237
2	1:32.045	34.398	180	31.756	217	25.891	189	207	10	1:37.781	31.235	185	30.653	220	35.893	49	238
3	1:40.487	32.262	182	31.456	218	36.769	49	234	11	9:59.385	9:02.303	153	31.549	216	25.533	189	
4	4:23.127	3:20.094	174	35.253	212	27.780	186		12	1:29.390	32.693	183	31.121	219	25.576	191	218
5	1:43.029	34.177	179	32.396	219	36.456	49	231	13	1:26.443	31.504	185	30.138	220	24.801	191	238
6	5:07.023	4:10.479	180	31.097	217	25.447	189		14	1:26.213	31.278	185	30.023	221	24.912	190	237
7	1:27.622	32.132	184	30.457	220	25.033	190	234	15	1:39.653	31.192	186	30.956	220	37.505	49	237
8	1:26.154	31.284	185	30.095	221	24.775	190	236									