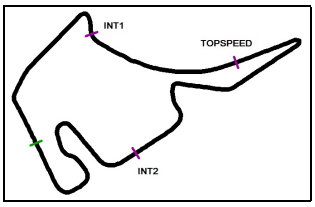

ADAC GT Masters Testday

Sector List Session 1

Provisional

Hockenheimring, Length: 4574m
Air temperature: 27.54°C
Track temperature: 22.79°C
Weather condition: Dry

DMSB Reg. Nr.:

Thursday, September 20, 2018 9:00:00

1 Kirchhöfer, DEU / Keilwitz, DEU — theoretical besttime: 1:39.154

Lap	Time	SE1	SP1	SE2	SP2	SE3	SP3	TSP	Lap	Time	SE1	SP1	SE2	SP2	SE3	SP3	TSP
1	2:49.777	1:09.485	117	59.116	162	41.176	59	164	17	1:39.503	21.949	161	46.067	194	31.487	205	257
2	2:57.605	1:32.618	148	48.230	189	36.757	59	254	18	1:39.234	21.767	160	46.024	195	31.443	206	257
3	2:48.933	1:26.076	160	46.521	192	36.336	59	254	19	**1:39.154**	**21.705**	**159**	**46.013**	**194**	**31.436**	**205**	257
4	2:44.468	1:26.463	**162**	46.238	194	31.767	204	255	20	1:44.115	21.855	161	46.129	192	36.131	59	**259**
5	1:39.852	22.100	162	46.038	194	31.714	204	257	21	18:05.261	16:39.173	132	53.187	191	32.901	204	207
6	1:39.750	22.028	160	46.018	194	31.704	204	255	22	1:40.698	22.155	154	46.593	193	31.950	204	256
7	1:39.791	21.994	162	46.025	193	31.772	204	256	23	1:39.755	22.000	160	46.119	192	31.636	206	257
8	1:44.763	22.059	160	46.203	193	36.501	59	257	24	1:39.925	21.991	161	46.084	193	31.850	204	258
9	10:37.419	9:13.877	140	50.932	190	32.610	204	215	25	1:44.097	22.071	160	46.092	193	35.934	59	258
10	1:42.521	21.949	158	46.614	193	33.958	204	254	26	19:34.335	17:55.255	138	58.886	136	40.194	203	178
11	1:40.055	22.034	160	46.209	193	31.812	204	256	27	1:40.609	22.260	159	46.440	192	31.909	206	257
12	1:40.064	22.080	160	46.074	192	31.910	205	257	28	1:40.239	22.135	160	46.244	193	31.860	206	258
13	1:44.447	22.090	161	46.158	193	36.199	59	257	29	1:40.060	22.080	160	46.248	193	31.732	205	257
14	11:18.815	9:46.540	124	57.483	183	34.792	198	183	30	1:44.414	22.111	160	46.233	192	36.070	59	257
15	1:49.425	23.554	153	49.044	188	36.827	203	257	31	4:49.700	3:30.676	157	46.902	192	32.122	204	256
16	1:40.855	22.177	160	46.413	192	32.265	205	257	32	2:26.574	22.155	160	1:04.019	79	1:00.400	59	258

4 Lips, CHE / Hackländer, DEU — theoretical besttime: 1:41.802

1	34:01.711	32:34.501	123	52.453	181	34.757	170	225	14	1:43.100	22.646	155	47.369	189	33.085	193	254
2	1:43.812	23.579	152	47.433	189	32.800	198	252	15	1:42.924	22.698	154	47.166	187	33.060	198	255
3	1:42.254	22.366	152	47.104	189	32.784	198	254	16	1:48.364	22.837	150	47.381	189	38.146	58	254
4	**1:42.152**	22.441	155	47.156	189	**32.555**	198	254	17	21:03.553	19:41.134	147	48.603	185	33.816	195	247
5	1:42.890	22.546	155	47.579	184	32.765	**200**	255	18	1:43.748	23.191	154	47.313	188	33.244	198	252
6	1:46.675	22.397	154	46.997	190	37.281	58	255	19	1:43.297	22.769	151	47.266	188	33.262	197	254
7	3:57.943	2:38.031	**157**	**46.989**	189	32.923	195	254	20	1:48.038	22.704	155	47.426	187	37.908	58	255
8	1:43.238	22.445	154	47.907	185	32.886	198	247	21	11:36.689	10:15.624	151	47.682	187	33.383	196	253
9	1:42.937	**22.258**	152	47.197	189	33.482	196	255	22	1:52.502	25.355	143	53.540	183	33.607	196	194
10	1:42.897	22.410	156	47.637	189	32.850	198	**257**	23	1:44.900	23.671	150	47.769	186	33.460	197	256
11	1:42.572	22.546	157	47.199	**190**	32.827	195	256	24	1:49.286	22.893	153	47.511	187	38.882	58	255
12	1:47.235	22.513	154	47.133	187	37.589	58	255	25	4:24.789	2:49.777	121	59.294	150	35.718	195	164
13	5:20.294	3:59.557	153	47.597	189	33.140	199	254	26	3:24.128	38.472	76	1:44.076	78	1:01.580	58	78

5 Hofer, AUT / Ellis, GBR — theoretical besttime: 1:39.788

1	2:11.480	40.148	128	53.020	172	38.312	194	234	20	8:00.231	6:39.771	146	47.780	189	32.680	196	248
2	1:45.664	23.026	148	47.814	191	34.824	199	248	21	1:41.881	22.582	149	47.074	189	32.225	199	251
3	1:41.173	22.403	158	46.428	191	32.342	201	254	22	1:41.197	22.170	151	47.067	188	31.960	199	253
4	1:40.513	22.093	154	46.528	**193**	31.892	201	254	23	1:41.057	22.200	152	46.843	190	32.014	198	254
5	1:46.349	22.226	158	46.379	192	37.744	59	254	24	1:40.657	22.031	156	46.608	190	32.018	198	**255**
6	11:01.883	9:39.167	156	46.615	190	36.101	201	252	25	1:41.173	22.246	156	46.685	190	32.242	195	255
7	1:40.992	22.156	157	46.875	191	31.961	201	254	26	1:40.800	22.162	156	46.624	190	32.014	198	255
8	1:40.456	22.097	158	46.430	191	31.929	201	254	27	1:45.849	22.134	154	46.938	189	36.777	58	255
9	1:40.696	22.354	156	46.519	190	31.823	201	254	28	15:13.117	13:51.894	150	47.448	188	33.775	199	250
10	1:47.576	22.180	**159**	46.591	189	38.805	50	255	29	1:41.925	22.396	152	47.318	189	32.211	197	252
11	10:45.197	9:26.438	155	46.948	190	31.811	199	249	30	1:41.162	22.129	154	47.143	189	31.890	199	253
12	1:41.375	22.274	157	46.750	190	32.351	200	254	31	1:41.110	22.080	155	47.076	189	31.954	199	252
13	1:46.339	22.358	156	47.459	191	36.522	59	254	32	1:41.050	22.119	155	46.946	189	31.985	199	254
14	6:52.055	5:10.107	138	1:06.432	143	35.516	196	126	33	1:46.099	22.331	154	47.158	187	36.610	58	253
15	1:46.802	23.203	155	49.064	163	34.535	200	245	34	10:05.736	8:30.994	137	1:00.221	183	34.521	155	217
16	1:40.352	22.185	157	46.480	191	31.687	202	252	35	1:49.243	24.361	156	49.970	118	34.912	198	164
17	**1:39.788**	**21.933**	157	**46.310**	191	**31.545**	**202**	253	36	1:40.442	22.088	155	46.744	190	31.610	201	252
18	1:46.316	22.104	158	47.944	165	36.268	200	254	37	3:28.450	42.681	78	1:44.739	79	1:01.030	50	75
19	1:53.983	22.229	157	49.021	179	42.733	56	254									

6 Tunjo, COL / Lukashevich, RUS — theoretical besttime: 1:39.930

1	2:47.900	1:09.913	123	57.215	163	40.772	58	174	24	1:41.365	22.322	155	46.732	190	32.311	199	253
2	2:37.516	1:14.689	154	47.776	188	35.051	197	251	25	1:46.461	22.377	158	46.801	189	37.283	58	254
3	1:43.319	23.744	157	47.282	188	32.293	198	255	26	5:54.867	4:35.172	156	47.289	188	32.406	199	250
4	1:41.620	22.488	155	47.025	189	32.107	198	253	27	1:41.190	22.275	156	46.761	190	32.154	199	253
5	1:41.973	22.592	153	46.886	190	32.495	199	254	28	1:41.097	22.207	157	46.601	188	32.289	197	254
6	1:41.736	22.640	157	46.905	189	32.191	198	254	29	1:48.405	23.090	154	47.222	189	38.093	59	255
7	1:47.488	22.661	153	47.220	189	37.607	59	252	30	8:42.722	7:23.030	154	47.202	188	32.490	198	251
8	5:44.988	4:25.447	156	47.192	188	32.349	199	251	31	1:41.392	22.407	154	46.860	189	32.125	197	252

kfzteile24 Premium-Serienpartner
ADAC Vorteilsprogramm ADAC Audi Sport automotorsport CAMP DAVID DEKRA Eibach
FLYERALARM KÄRCHER PIRELLI postcon RACEROOM RAVENOL Sport Bild TWIN BUSCH GERMANY
DMSB 2018 INTERNATIONAL SERIES SANCTIONED BY THE FIA

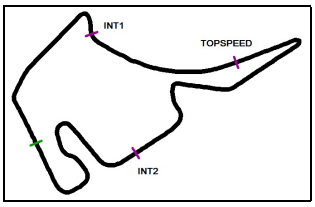

ADAC GT Masters Testday

Sector List Session 1

Provisional

Hockenheimring, Length: 4574m
Air temperature: 27.54°C
Track temperature: 22.79°C
Weather condition: Dry

DMSB Reg. Nr.:

Thursday, September 20, 2018 9:00:00

Lap	Time	SE1	SP1	SE2	SP2	SE3	SP3	TSP	Lap	Time	SE1	SP1	SE2	SP2	SE3	SP3	TSP
9	1:41.794	22.559	156	46.932	189	32.303	197	253	32	1:41.425	22.303	156	46.993	189	32.129	198	252
10	1:41.851	22.498	156	46.820	189	32.533	198	252	33	1:43.979	24.681	154	46.970	190	32.328	198	255
11	1:41.555	22.463	156	46.802	188	32.290	198	253	34	1:46.101	22.369	156	46.728	190	37.004	58	255
12	1:47.052	22.494	156	46.944	189	37.614	58	253	35	6:30.475	4:57.557	122	58.013	180	34.905	185	212
13	5:44.753	4:18.725	138	51.161	181	34.867	197	234	36	1:57.297	25.793	138	56.317	184	35.187	198	215
14	1:43.086	23.216	151	47.117	188	32.753	198	251	37	1:40.757	22.260	155	46.718	191	31.779	198	254
15	1:42.206	22.580	**158**	47.142	190	32.484	198	254	38	1:40.396	21.919	156	46.818	189	31.659	200	254
16	1:41.711	22.537	157	46.755	189	32.419	198	254	39	1:40.213	21.937	154	46.677	190	31.599	199	253
17	1:46.622	22.398	156	46.622	190	37.602	58	252	40	**1:40.172**	**21.835**	**155**	46.752	191	**31.585**	**199**	254
18	5:40.118	4:20.571	156	47.215	189	32.332	198	252	41	1:44.713	21.977	154	46.916	162	35.820	200	255
19	1:42.187	22.661	158	47.060	189	32.466	198	254	42	1:40.271	22.099	155	**46.510**	**191**	31.662	197	254
20	1:41.575	22.478	158	46.678	188	32.419	199	255	43	1:47.118	22.618	156	46.593	190	37.907	58	254
21	1:41.869	22.371	157	47.039	189	32.459	197	**256**	44	7:54.981	6:31.597	133	51.308	181	32.076	199	248
22	1:41.570	22.475	157	46.869	188	32.226	198	254	45	1:40.872	22.167	156	46.953	190	31.752	200	254
23	1:41.436	22.482	157	46.685	190	32.269	199	254	46	3:20.258	27.660	73	1:47.423	75	1:05.175	52	74

7 Ludwig, DEU / Rigon, ITA — **theoretical besttime: 1:39.699**

1	9:50.435	8:15.953	117	52.808	177	41.674	59	241	24	1:43.226	22.308	153	47.973	189	32.945	199	253
2	3:14.359	1:48.804	139	52.518	185	33.037	198	189	25	1:46.628	22.211	157	47.364	184	37.053	59	253
3	1:42.709	22.908	150	47.271	189	32.530	198	250	26	6:46.061	5:18.010	121	53.885	177	34.166	195	231
4	1:41.468	22.578	155	46.566	189	32.324	199	252	27	1:43.834	23.057	152	47.395	188	33.382	195	251
5	1:40.866	22.358	156	46.496	190	32.012	201	251	28	1:43.547	23.271	152	47.316	187	32.960	197	251
6	1:40.494	22.297	156	**46.295**	190	31.902	199	253	29	**1:40.142**	22.049	156	46.376	191	31.717	200	254
7	1:46.163	22.153	154	46.681	189	37.329	59	253	30	1:55.024	**21.872**	**158**	47.479	177	45.673	199	254
8	5:46.546	4:27.233	147	47.193	189	32.120	200	250	31	1:42.353	21.916	157	47.916	188	32.521	199	254
9	1:41.421	22.223	155	47.155	185	32.043	200	251	32	1:43.270	21.995	154	46.674	188	34.601	198	254
10	1:40.593	22.155	157	46.516	190	31.922	199	251	33	1:40.409	21.961	155	46.624	190	31.824	200	253
11	1:40.723	22.158	157	46.550	190	32.015	200	252	34	1:45.618	21.982	157	46.562	187	37.074	59	254
12	1:48.286	22.217	154	46.708	190	39.361	59	252	35	8:28.097	7:08.233	149	47.829	187	32.035	199	251
13	6:07.809	4:48.369	148	47.283	187	32.157	199	252	36	1:40.357	22.121	156	46.621	190	31.615	201	251
14	1:40.805	22.281	156	46.598	190	31.926	200	252	37	1:40.187	22.023	153	46.619	190	31.545	199	252
15	1:40.497	22.251	155	46.520	**191**	31.726	200	249	38	1:43.769	22.069	157	48.131	145	33.569	201	253
16	1:40.777	22.240	155	46.721	190	31.816	200	253	39	1:40.244	22.119	156	46.581	190	31.544	199	254
17	1:40.762	22.223	155	46.675	189	31.864	201	252	40	1:40.169	22.066	156	46.571	191	**31.532**	**202**	254
18	1:46.908	22.379	154	46.760	189	37.769	59	**254**	41	1:47.168	22.252	154	46.827	189	38.089	59	252
19	3:37.025	2:17.404	154	47.104	188	32.517	199	252	42	4:59.826	3:40.293	152	47.338	188	32.195	198	251
20	1:41.893	22.390	157	47.129	189	32.374	200	251	43	1:40.260	22.062	155	46.665	189	31.533	201	252
21	1:40.927	22.169	153	46.760	189	31.998	198	251	44	1:40.360	22.095	156	46.617	189	31.648	198	251
22	1:41.143	22.298	155	46.867	188	31.978	201	252	45	1:46.712	22.185	154	47.179	186	37.348	59	252
23	1:41.058	22.240	155	46.582	189	32.236	197	252	46								

9 Dreyspring, DEU / Maggi, CHE — **theoretical besttime: 1:40.955**

1	6:04.579	4:18.092	123	56.735	179	49.752	57	207	23	2:08.904	22.881	157	1:01.683	99	44.340	58	253
2	13:59.037	12:31.907	130	52.088	185	35.042	197	233	24	5:38.260	4:08.862	125	53.025	182	36.373	192	204
3	1:42.250	22.801	156	47.055	191	32.394	203	255	25	1:48.178	24.136	146	50.883	189	33.159	196	212
4	1:44.058	22.387	157	49.416	190	32.255	201	255	26	1:46.322	22.797	154	48.147	189	35.378	196	254
5	**1:41.133**	22.358	157	46.648	191	**32.127**	195	255	27	1:43.623	23.334	156	47.470	187	32.819	202	254
6	1:41.659	22.430	157	**46.598**	192	32.631	200	255	28	1:49.179	22.663	156	47.005	188	39.511	58	254
7	1:41.683	22.594	**159**	46.760	189	32.329	196	255	29	10:07.551	8:47.772	155	47.334	184	32.445	199	252
8	1:41.498	22.512	157	46.713	187	32.273	**203**	254	30	1:43.216	22.844	156	47.626	186	32.746	197	251
9	1:41.483	22.385	157	46.698	190	32.400	199	255	31	1:42.005	22.580	157	46.948	182	32.477	202	254
10	1:47.641	22.553	156	46.973	190	38.115	58	253	32	1:41.737	22.560	158	46.906	187	32.271	196	**259**
11	6:25.436	5:04.907	156	46.986	190	33.543	202	255	33	1:42.015	22.650	155	46.890	189	32.475	200	254
12	1:41.602	22.544	157	46.735	**193**	32.323	203	254	34	1:41.581	22.578	157	46.851	188	32.152	201	255
13	1:41.597	22.553	158	46.760	193	32.284	198	255	35	1:41.761	22.379	156	46.850	189	32.532	199	252
14	1:42.563	22.491	157	46.977	190	33.095	198	254	36	1:41.691	22.538	158	46.837	188	32.316	196	251
15	1:45.708	23.236	151	49.773	186	32.699	202	239	37	1:42.146	22.858	158	46.929	190	32.359	202	255
16	1:48.449	22.746	156	52.968	186	32.735	203	252	38	1:42.280	22.669	156	46.989	189	32.622	200	254
17	1:41.758	22.631	158	46.747	190	32.380	198	256	39	1:48.520	22.636	157	47.414	188	38.470	58	255
18	1:47.415	22.679	158	46.852	190	37.884	58	254	40	2:50.081	1:27.901	144	48.305	188	33.875	193	254
19	3:13.666	1:51.720	152	48.150	183	33.796	201	252	41	1:42.117	22.666	156	47.035	190	32.416	200	254
20	1:43.957	23.189	153	47.338	183	33.430	193	254	42	1:47.167	**22.230**	**155**	47.125	191	37.812	58	251
21	1:45.679	23.163	155	48.661	173	33.855	199	239	43		2:29.028	149					179
22	1:45.461	23.110	149	49.071	185	33.280	194	255									

kfzteile24 Premium-Serienpartner
ADAC Vorteilsprogramm ADAC Audi Sport automotorsport CAMP DAVID DEKRA Eibach
FLYERALARM KÄRCHER PIRELLI postcon RACEROOM RAVENOL Sport Bild TWIN BUSCH GERMANY
DMSB 2018 INTERNATIONAL SERIES SANCTIONED BY THE FIA

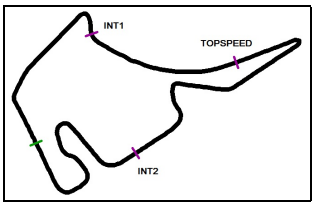

ADAC GT Masters Testday

Sector List Session 1

Provisional

Hockenheimring, Length: 4574m
Air temperature: 27.54°C
Track temperature: 22.79°C
Weather condition: Dry

DMSB Reg. Nr.:

Thursday, September 20, 2018 9:00:00

11 Erhart, DEU / Kaffer, DEU

theoretical besttime: 1:40.723

Lap	Time	SE1	SP1	SE2	SP2	SE3	SP3	TSP	Lap	Time	SE1	SP1	SE2	SP2	SE3	SP3	TSP
1	4:41.599	3:11.312	130	54.809	180	35.478	197	200	21	1:48.163	23.039	151	47.109	188	38.015	58	256
2	1:44.320	23.283	156	47.912	189	33.125	198	255	22	8:19.338	6:59.201	154	47.464	190	32.673	199	252
3	1:42.537	22.521	157	47.186	190	32.830	200	256	23	1:41.452	22.327	155	46.731	191	32.394	200	255
4	1:42.123	22.473	156	46.932	190	32.718	200	256	24	1:41.211	22.343	158	46.591	189	32.277	201	257
5	1:41.616	22.241	156	46.738	189	32.637	199	257	25	1:40.897	22.343	156	**46.561**	**191**	**31.993**	**201**	257
6	1:47.962	22.290	151	47.027	188	38.645	58	256	26	1:46.617	22.520	157	46.868	187	37.229	57	257
7	7:52.855	6:30.256	151	49.573	188	33.026	196	255	27	3:59.320	2:38.421	150	47.750	188	33.149	198	257
8	1:42.991	22.514	154	47.047	190	33.430	194	256	28	1:42.915	22.763	155	47.240	188	32.912	199	258
9	1:48.634	22.610	156	47.442	185	38.582	58	256	29	1:42.535	22.657	157	47.151	189	32.727	198	258
10	5:56.115	4:32.782	152	48.807	186	34.526	196	253	30	1:41.959	22.423	156	46.914	188	32.622	198	257
11	1:46.411	23.486	155	48.032	187	34.893	197	255	31	1:42.473	22.545	156	46.988	189	32.940	196	**258**
12	1:44.439	23.213	152	47.895	188	33.331	199	254	32	1:42.355	22.486	156	47.061	189	32.808	198	258
13	1:44.652	22.793	156	47.837	187	34.022	197	256	33	1:46.521	22.798	156	50.142	188	33.581	197	201
14	1:43.499	22.921	156	47.567	189	33.011	199	257	34	1:48.538	23.314	132	48.073	188	37.151	57	253
15	1:51.716	22.860	153	49.986	188	38.870	58	256	35	3:52.078	2:31.478	155	47.635	189	32.965	198	254
16	17:31.184	16:03.007	133	53.906	182	34.271	197	186	36	1:47.479	22.752	154	48.046	157	36.681	198	256
17	1:42.002	22.606	156	46.750	186	32.646	200	256	37	1:47.956	22.854	154	47.577	189	37.525	58	255
18	1:41.411	22.403	156	46.737	190	32.271	199	255	38	2:50.117	1:29.338	151	47.875	185	32.904	198	254
19	**1:40.882**	**22.169**	155	46.609	190	32.104	200	255	39	1:50.125	22.587	155	47.270	188	40.268	58	257
20	2:04.602	22.203	156	46.728	191	55.671	190	257									

12 Spengler, DEU / Vanthoor, BEL

theoretical besttime: 1:39.270

Lap	Time	SE1	SP1	SE2	SP2	SE3	SP3	TSP	Lap	Time	SE1	SP1	SE2	SP2	SE3	SP3	TSP
1	5:22.445	3:57.229	133	51.550	167	33.666	198	209	22	5:26.354	3:59.029	154	48.719	119	38.606	199	250
2	1:43.904	23.425	149	47.829	190	32.650	199	254	23	1:39.737	21.814	155	46.404	191	31.519	201	255
3	1:43.157	22.447	155	47.937	187	32.773	196	256	24	1:40.119	**21.636**	**158**	46.590	191	31.893	201	256
4	1:47.200	22.647	157	46.805	190	37.748	58	255	25	**1:39.305**	21.653	158	46.244	193	**31.408**	**199**	257
5	7:09.141	5:47.223	138	49.372	185	32.546	**201**	247	26	1:45.855	21.867	156	46.593	192	37.395	58	257
6	1:41.686	22.228	156	46.795	190	32.663	199	253	27	6:04.615	4:42.693	155	48.598	186	33.324	195	251
7	1:40.507	22.098	157	46.573	190	31.836	200	254	28	1:47.622	22.699	154	50.900	129	34.023	196	254
8	1:40.282	21.818	156	46.456	192	32.008	192	255	29	1:43.128	22.551	155	46.976	188	33.601	198	255
9	1:45.735	22.270	156	46.563	191	36.902	58	255	30	1:41.998	22.481	154	47.131	188	32.386	198	255
10	6:40.061	5:21.183	154	46.869	190	32.009	199	252	31	1:46.020	22.441	154	48.805	184	34.774	199	255
11	1:40.072	22.084	157	**46.226**	190	31.762	201	257	32	1:46.781	22.478	156	47.363	186	36.940	58	257
12	1:40.031	21.858	157	46.421	192	31.752	199	255	33	7:08.480	5:48.284	155	47.475	185	32.721	197	252
13	1:45.222	21.897	157	46.461	191	36.864	57	255	34	1:43.442	22.673	157	48.259	188	32.510	195	254
14	6:57.944	5:38.882	155	47.100	191	31.962	199	251	35	1:45.141	22.877	153	47.284	188	34.980	190	255
15	1:40.331	21.837	156	46.565	192	31.929	201	257	36	1:47.234	22.706	155	47.666	188	36.862	57	256
16	1:40.334	21.986	155	46.533	190	31.815	201	256	37	5:33.937	4:13.598	154	47.693	186	32.646	198	251
17	1:40.469	22.109	156	46.375	189	31.985	196	**260**	38	1:41.256	22.348	156	46.670	190	32.238	199	256
18	1:40.410	22.174	157	46.484	192	31.752	200	256	39	1:41.345	22.283	157	46.778	189	32.284	198	256
19	1:41.250	22.546	156	46.675	190	32.029	200	255	40	1:41.019	22.154	156	46.639	190	32.226	199	256
20	1:45.960	22.083	157	46.660	188	37.217	58	255	41	1:46.032	22.245	156	47.137	191	36.650	52	257
21	8:07.062	6:34.809	139	53.241	182	39.012	58	200									

13 Hürtgen, DEU / Barth, DEU

theoretical besttime: 1:39.757

Lap	Time	SE1	SP1	SE2	SP2	SE3	SP3	TSP	Lap	Time	SE1	SP1	SE2	SP2	SE3	SP3	TSP
1	6:22.011	4:44.451	127	55.146	186	42.414	59	210	12	4:23.235	3:02.955	147	47.696	193	32.584	204	257
2	4:34.871	3:14.761	143	47.586	190	32.524	203	250	13	1:41.533	22.550	159	46.775	193	32.208	204	257
3	1:40.589	22.364	155	46.338	191	31.887	201	255	14	1:40.899	22.222	159	46.524	195	32.153	205	257
4	**1:39.757**	**22.022**	158	**46.055**	194	**31.680**	206	255	15	1:47.324	22.143	160	46.508	193	38.673	59	256
5	1:45.046	22.253	156	46.185	193	36.608	59	257	16	2:49.776	1:26.516	154	46.757	195	36.503	60	**260**
6	7:13.539	5:53.392	141	47.357	191	32.790	**206**	251	17	59:55.071	58:30.160	124	49.704	187	35.207	202	245
7	1:40.209	22.190	156	46.207	193	31.812	206	255	18	1:42.204	22.414	162	46.920	186	32.870	202	260
8	1:43.940	22.180	151	49.810	192	31.950	206	147	19	1:46.698	22.375	159	46.776	191	37.547	59	259
9	1:40.263	22.127	160	46.394	192	31.742	206	255	20	3:58.561	2:38.738	154	47.137	191	32.686	203	257
10	1:44.924	22.339	160	46.494	192	36.091	60	257	21	1:49.543	22.321	153	46.898	190	40.324	62	260
11	2:52.418	1:27.722	160	47.742	188	36.954	59	254									

kfzteile24 Premium-Serienpartner
ADAC Vorteilsprogramm ADAC Audi Sport automotorsport CAMP DAVID DEKRA Eibach
FLYERALARM KÄRCHER PIRELLI postcon RACEROOM RAVENOL Sport Bild TWIN BUSCH GERMANY
DMSB 2018 INTERNATIONAL SERIES SANCTIONED BY THE FIA

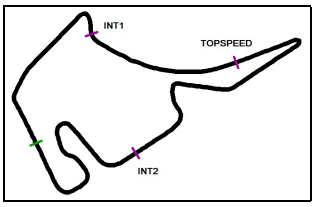

ADAC GT Masters Testday

Sector List Session 1

Provisional

Hockenheimring, Length: 4574m
Air temperature: 27.54°C
Track temperature: 22.79°C
Weather condition: Dry

DMSB Reg. Nr.:

Thursday, September 20, 2018 9:00:00

14 Zöchling, AUT / Klingmann, DEU — theoretical besttime: 1:40.579

Lap	Time	SE1	SP1	SE2	SP2	SE3	SP3	TSP	Lap	Time	SE1	SP1	SE2	SP2	SE3	SP3	TSP
1	44:34.822	42:55.340	125	57.126	171	42.356	59	212	16	1:40.788	**22.054**	**159**	46.810	193	31.924	204	259
2	6:01.048	4:39.906	151	47.857	189	33.285	199	254	17	**1:40.733**	22.208	160	**46.751**	**193**	**31.774**	**204**	260
3	1:42.732	22.743	154	47.281	190	32.708	201	255	18	1:41.009	22.140	159	46.873	191	31.996	204	259
4	1:41.862	22.485	155	47.024	191	32.353	201	256	19	1:40.908	22.144	159	46.898	193	31.866	205	260
5	1:41.595	22.294	156	46.943	190	32.358	199	257	20	1:45.278	22.166	158	46.902	193	36.210	60	259
6	1:48.071	22.289	157	46.981	189	38.801	60	258	21	8:46.119	7:25.717	156	47.305	192	33.097	202	256
7	8:49.346	7:25.064	141	49.988	187	34.294	201	252	22	1:41.514	22.377	160	46.998	191	32.139	204	260
8	1:44.747	23.947	156	48.055	190	32.745	202	255	23	1:41.583	22.362	159	47.009	191	32.212	203	**262**
9	1:42.582	22.607	155	47.387	189	32.588	201	257	24	1:41.469	22.342	160	47.032	192	32.095	204	260
10	1:42.720	22.672	155	47.523	190	32.525	201	258	25	1:41.386	22.335	160	46.845	191	32.206	203	260
11	1:42.208	22.511	156	47.288	190	32.409	202	258	26	1:49.471	22.520	159	51.865	150	35.086	203	258
12	1:47.455	22.407	156	47.420	191	37.628	60	257	27	1:41.919	22.501	157	47.088	191	32.330	203	259
13	4:52.622	3:20.839	122	56.190	117	35.593	197	169	28	1:43.692	22.465	154	48.499	185	32.728	203	260
14	1:42.959	22.870	157	47.555	191	32.534	201	256	29	1:41.556	22.294	159	46.983	192	32.279	203	260
15	1:41.299	22.261	158	46.950	193	32.088	203	257	30	3:31.688	42.538	79	1:45.520	78	1:03.630	57	73

17 Bernhard, DEU / Estre, FRA — theoretical besttime: 1:39.214

Lap	Time	SE1	SP1	SE2	SP2	SE3	SP3	TSP	Lap	Time	SE1	SP1	SE2	SP2	SE3	SP3	TSP
1	3:00.180	1:19.171	109	1:02.158	138	38.851	194	170	23	1:47.709	24.102	153	49.801	190	33.806	198	208
2	1:47.958	24.769	153	49.621	187	33.568	200	221	24	1:42.090	22.022	158	46.569	188	33.499	201	254
3	1:42.323	22.792	159	47.009	190	32.522	200	254	25	1:42.518	22.709	156	47.613	189	32.196	201	255
4	1:40.720	22.090	158	46.430	191	32.200	201	255	26	1:39.668	**21.649**	**158**	**46.126**	**190**	31.893	201	257
5	1:53.979	22.169	159	50.416	187	41.394	201	256	27	1:43.172	21.871	159	47.891	187	33.410	201	257
6	1:40.081	21.828	159	46.273	192	31.980	201	254	28	1:39.991	21.862	158	46.173	193	31.956	201	257
7	1:40.442	21.879	**160**	46.528	189	32.035	201	255	29	1:46.128	22.491	158	47.014	190	36.623	58	255
8	1:46.823	22.286	159	47.291	189	37.246	58	255	30	2:46.060	1:26.107	156	46.538	191	33.415	203	256
9	10:33.373	9:11.821	158	47.914	189	33.638	200	252	31	1:39.692	21.707	158	46.546	193	**31.439**	**202**	257
10	1:40.337	21.941	158	46.425	191	31.971	202	255	32	**1:39.618**	21.786	157	46.221	193	31.611	204	255
11	1:43.514	21.937	156	48.103	184	33.474	200	255	33	1:53.495	22.001	159	53.769	131	37.725	202	174
12	1:40.513	21.959	158	46.470	190	32.084	199	255	34	1:39.918	21.729	156	46.692	192	31.497	203	255
13	1:41.094	22.080	159	46.716	191	32.298	201	256	35	1:45.407	22.151	157	46.349	193	36.907	58	257
14	1:48.272	22.471	159	48.023	187	37.778	58	255	36	10:11.006	8:52.235	156	47.090	191	31.681	200	252
15	6:12.754	4:53.108	156	47.108	189	32.538	201	253	37	1:40.482	21.959	158	46.991	191	31.532	202	254
16	1:41.434	22.271	158	46.815	189	32.348	201	255	38	1:40.545	21.998	158	46.832	189	31.715	201	255
17	1:41.058	22.434	156	46.512	191	32.112	198	255	39	1:40.616	21.943	159	46.746	190	31.927	202	256
18	1:40.817	22.113	158	46.510	190	32.194	199	**257**	40	1:40.263	22.016	157	46.415	190	31.832	201	255
19	1:40.924	22.166	157	46.673	190	32.085	200	255	41	1:45.033	22.033	159	46.550	190	36.450	58	257
20	1:40.889	22.127	159	46.698	189	32.064	199	255	42	4:46.164	3:27.593	156	46.640	190	31.931	200	253
21	1:48.096	22.183	157	46.562	190	39.351	58	256	43	1:40.365	22.031	159	46.556	190	31.778	202	255
22	13:53.944	12:22.087	128	56.429	180	35.428	197	230	44	2:32.683	22.066	157	1:10.656	80	59.961	58	255

19 Perez Companc, ARG / van Dam, NLD — theoretical besttime: 1:40.943

Lap	Time	SE1	SP1	SE2	SP2	SE3	SP3	TSP	Lap	Time	SE1	SP1	SE2	SP2	SE3	SP3	TSP
1	4:02.577	2:28.611	111	57.285	177	36.681	192	235	28	1:41.479	22.357	156	46.730	189	32.392	201	255
2	1:47.748	24.543	137	49.035	183	34.170	199	246	29	1:41.962	22.358	156	46.704	187	32.900	198	257
3	1:45.635	23.175	156	49.374	188	33.086	201	257	30	1:47.208	22.407	157	46.705	188	38.096	59	257
4	1:42.509	22.797	156	47.000	191	32.712	199	254	31	5:04.268	3:44.123	155	47.226	184	32.919	198	254
5	1:42.058	22.723	156	46.735	190	32.600	199	257	32	1:41.595	22.358	156	46.739	189	32.498	200	257
6	1:50.548	22.833	156	46.879	187	40.836	59	257	33	1:41.647	22.389	157	46.927	190	32.331	200	255
7	3:33.169	2:13.051	156	47.384	188	32.734	**202**	257	34	1:41.352	**22.197**	**157**	46.739	190	32.416	200	257
8	1:41.701	22.634	156	46.599	188	32.468	198	255	35	1:42.125	22.659	157	46.895	189	32.571	199	257
9	1:42.471	22.568	157	46.558	190	33.345	200	257	36	1:43.903	22.524	156	47.539	175	33.840	199	257
10	1:41.491	22.442	157	46.573	**192**	32.476	200	260	37	1:43.668	22.714	154	47.029	189	33.925	199	260
11	1:43.080	22.562	156	46.625	190	33.893	201	257	38	1:47.244	22.427	155	47.080	188	37.737	59	258
12	1:41.448	22.483	157	**46.545**	191	32.420	200	255	39	3:58.736	2:26.605	129	54.722	175	37.409	196	225
13	1:55.032	22.947	154	51.649	189	40.436	59	255	40	1:44.587	22.919	158	47.600	184	34.068	198	257
14	6:30.095	5:09.763	153	47.465	188	32.867	199	254	41	1:42.319	22.717	156	46.841	189	32.761	202	257
15	1:42.037	22.637	154	46.776	189	32.624	200	255	42	1:41.334	22.295	157	46.710	189	32.329	202	259
16	1:47.165	22.716	155	51.872	186	32.577	199	258	43	1:42.301	22.351	152	46.830	188	33.120	199	258
17	1:42.782	22.639	155	47.374	190	32.769	200	257	44	1:46.563	22.209	156	46.685	190	37.669	59	**261**
18	1:42.199	22.543	156	46.852	191	32.804	198	255	45	3:03.887	1:43.922	157	47.057	186	32.908	198	257
19	1:49.593	22.749	156	48.265	163	38.579	59	258	46	1:41.598	22.395	154	46.787	189	32.416	201	255
20	4:31.799	3:06.811	128	51.444	183	33.544	197	249	47	**1:41.135**	22.269	157	46.665	190	**32.201**	**200**	258
21	1:42.588	22.759	156	47.175	186	32.654	199	254	48	1:41.186	22.214	156	46.762	189	32.210	202	258
22	1:50.120	22.628	157	54.280	185	33.212	199	236	49	1:47.925	23.039	156	47.451	187	37.435	59	255

kfzteile24 Premium-Serienpartner
ADAC Vorteilsprogramm ADAC Audi Sport automotorsport CAMP DAVID DEKRA Eibach
FLYERALARM KÄRCHER PIRELLI postcon RACEROOM RAVENOL Sport Bild TWIN BUSCH GERMANY
DMSB 2018 INTERNATIONAL SERIES SANCTIONED BY THE FIA

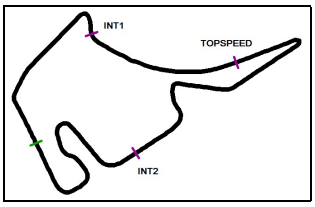

ADAC GT Masters Testday

Sector List Session 1

Provisional

Hockenheimring, Length: 4574m
Air temperature: 27.54°C
Track temperature: 22.79°C
Weather condition: Dry

DMSB Reg. Nr.:

Thursday, September 20, 2018 9:00:00

Lap	Time	SE1	SP1	SE2	SP2	SE3	SP3	TSP	Lap	Time	SE1	SP1	SE2	SP2	SE3	SP3	TSP
23	1:47.310	22.769	156	46.791	191	37.750	59	255	50	3:53.149	2:32.782	152	47.577	187	32.790	197	254
24	3:44.944	2:21.053	155	48.620	182	35.271	197	252	51	1:43.016	23.284	144	47.184	189	32.548	201	257
25	1:41.811	22.552	155	46.751	190	32.508	199	255	52	1:41.732	22.391	156	46.894	185	32.447	199	261
26	1:41.794	22.531	156	46.726	189	32.537	200	256	53	2:17.470	22.418	156	54.948	80	1:00.104	59	257
27	1:43.313	22.616	156	47.882	189	32.815	201	257									

20 Sylvest, DNK / Schramm, DEU

theoretical besttime: 1:40.650

1	3:15.060	1:44.184	125	54.893	180	35.983	192	222	25	1:43.305	23.071	153	47.301	185	32.933	198	251
2	1:52.665	24.826	150	48.187	188	39.652	59	250	26	1:43.055	22.769	153	47.435	187	32.851	197	251
3	3:32.789	2:12.098	150	47.886	188	32.805	197	251	27	1:43.393	22.757	154	47.336	189	33.300	196	253
4	1:42.722	22.788	155	47.277	190	32.657	198	251	28	1:48.284	22.851	154	47.566	187	37.867	59	252
5	1:45.314	23.244	158	47.317	189	34.753	198	253	29	4:47.222	3:18.853	128	53.007	141	35.362	197	244
6	1:42.447	22.802	157	47.218	188	32.427	198	252	30	1:42.310	22.948	148	47.176	189	32.186	199	251
7	1:41.731	22.588	157	46.695	**191**	32.448	193	252	31	1:40.758	**22.133**	**155**	46.650	189	31.975	200	254
8	1:41.766	22.717	157	46.781	190	32.268	198	252	32	1:42.552	22.161	156	47.470	190	32.921	200	254
9	1:41.743	22.496	157	46.937	190	32.310	198	253	33	1:41.145	22.228	154	46.827	189	32.090	201	252
10	1:42.029	22.485	156	47.137	191	32.407	198	252	34	**1:40.701**	22.184	156	**46.631**	**189**	**31.886**	**200**	254
11	1:41.702	22.599	156	46.871	191	32.232	198	252	35	1:40.983	22.259	156	46.681	189	32.043	200	**255**
12	1:49.750	22.814	156	47.161	188	39.775	59	252	36	1:45.985	22.200	155	47.007	190	36.778	59	254
13	5:29.778	4:09.815	151	47.440	187	32.523	197	250	37	2:49.070	1:27.647	157	48.668	188	32.755	198	253
14	1:42.097	22.533	154	47.053	188	32.511	198	251	38	1:42.826	22.707	152	47.379	191	32.740	198	255
15	1:42.347	22.686	153	47.230	188	32.431	199	252	39	1:42.087	22.700	156	47.038	190	32.349	199	254
16	1:41.899	22.553	155	46.935	187	32.411	199	252	40	1:41.985	22.523	156	47.062	188	32.400	198	255
17	1:42.210	22.615	156	47.141	187	32.454	199	254	41	1:45.057	22.783	155	47.152	189	35.122	197	255
18	1:42.084	22.746	155	46.908	189	32.430	199	252	42	1:42.592	22.751	155	47.273	189	32.568	198	254
19	1:48.717	22.650	154	47.292	188	38.775	59	252	43	1:42.222	22.748	155	47.100	190	32.374	198	254
20	6:57.752	5:38.088	154	47.315	188	32.349	200	251	44	1:42.234	22.678	157	47.090	189	32.466	198	255
21	1:43.121	22.721	153	47.617	187	32.783	198	252	45	1:42.195	22.585	154	47.198	189	32.412	197	254
22	1:42.338	22.625	153	47.204	186	32.509	199	253	46	1:48.962	23.135	159	47.805	188	38.022	58	245
23	1:48.405	22.757	143	47.779	186	37.869	59	252	47	11:52.856	10:19.459	141	55.972	184	37.425	194	171
24	6:36.330	5:15.761	151	47.542	186	33.027	198	251	48	2:08.710	24.220	150	53.687	175	50.803	59	204

21 Stolz, DEU / Asch, DEU

theoretical besttime: 1:39.989

1	5:55.456	4:14.008	107	1:02.000	166	39.448	190	181	16	1:46.279	22.232	156	46.938	190	37.109	59	254
2	1:49.619	25.351	144	49.466	186	34.802	197	233	17	7:50.936	6:30.999	154	47.627	189	32.310	199	250
3	1:47.365	23.521	154	48.266	189	35.578	198	247	18	1:42.194	22.360	156	47.354	187	32.480	198	252
4	1:52.232	23.288	148	47.683	190	41.261	58	240	19	1:41.774	22.369	154	47.021	188	32.384	199	253
5	10:17.158	8:57.623	154	47.332	190	32.203	201	248	20	1:46.735	22.297	156	47.243	187	37.195	59	253
6	1:40.806	22.089	156	46.688	190	32.029	201	252	21	6:20.558	4:58.054	129	49.856	187	32.648	199	245
7	1:40.295	22.023	158	46.506	191	31.766	**202**	253	22	1:41.145	22.457	152	46.630	191	32.058	200	252
8	1:45.557	22.095	157	47.155	191	36.307	201	254	23	1:40.297	22.029	156	46.479	192	31.789	201	252
9	1:40.588	22.042	159	46.699	190	31.847	201	253	24	1:40.376	22.019	158	46.414	191	31.943	201	254
10	1:46.121	22.152	**159**	46.501	191	37.468	58	252	25	1:44.857	22.145	155	46.448	191	36.264	59	253
11	3:00.703	1:33.294	140	53.941	189	33.468	199	170	26	5:04.464	3:42.941	157	46.711	190	34.812	201	253
12	1:42.149	22.506	149	47.213	190	32.430	199	251	27	1:40.110	**21.967**	**158**	46.433	191	**31.710**	**201**	253
13	1:41.008	22.246	156	46.728	192	32.034	200	254	28	1:41.165	22.182	158	46.443	191	32.540	201	254
14	1:40.736	21.998	155	46.722	190	32.016	199	253	29	**1:40.003**	21.980	159	**46.312**	**191**	31.711	201	**255**
15	1:40.996	22.098	151	46.778	190	32.120	201	253	30	1:48.889	22.150	159	46.847	190	39.892	55	255

24 Ortmann, DEU / Winkelhock, DEU

theoretical besttime: 1:39.568

1	12:44.749	11:18.870	129	51.000	168	34.879	196	238	18	1:39.746	21.751	156	46.455	189	**31.540**	**201**	253
2	1:41.315	22.394	**157**	46.867	189	32.054	**201**	252	19	1:39.930	21.866	156	46.343	190	31.721	200	254
3	1:40.329	21.957	157	46.577	189	31.795	198	253	20	1:45.997	21.810	156	46.366	191	37.821	58	254
4	1:42.420	22.103	155	46.441	189	33.876	198	254	21	9:10.318	7:45.486	136	49.790	190	35.042	199	239
5	1:40.709	21.995	150	46.569	189	32.145	199	254	22	1:41.306	21.821	152	46.719	189	32.766	200	253
6	1:45.120	22.187	156	46.517	190	36.416	58	254	23	1:40.315	21.775	155	46.603	190	31.937	197	255
7	5:17.102	3:51.446	138	52.986	187	32.670	197	223	24	1:39.680	**21.703**	**156**	46.430	189	31.547	199	**257**
8	1:42.149	22.092	150	47.509	188	32.548	196	253	25	**1:39.627**	21.713	156	46.367	190	31.547	200	255
9	1:40.807	22.084	150	46.749	188	31.974	198	252	26	1:45.338	21.726	155	**46.325**	**188**	37.287	58	254
10	1:40.384	21.922	151	46.624	189	31.838	198	253	27	23:59.984	22:39.932	153	47.840	187	32.212	199	250
11	1:49.817	21.866	155	49.817	125	38.134	197	254	28	1:42.061	21.881	155	47.886	186	32.294	199	254
12	1:40.398	21.868	154	46.522	190	32.008	198	254	29	1:49.793	22.077	156	46.734	189	40.982	55	255
13	1:40.147	21.850	154	46.420	190	31.877	199	255	30	3:47.907	2:28.400	156	47.103	188	32.404	196	253
14	1:46.610	22.079	153	47.106	189	37.425	58	255	31	1:40.928	22.199	156	46.741	189	31.988	198	254

kfzteile24 Premium-Serienpartner
ADAC Vorteilsprogramm
ADAC
Audi Sport
automotorsport
CAMP DAVID
DEKRA
eibach
FLYERALARM
KÄRCHER
PIRELLI
postcon
RACEROOM
RAVENOL
Sport Bild
TWIN BUSCH GERMANY
DMSB
2018 INTERNATIONAL SERIES SANCTIONED BY THE FIA

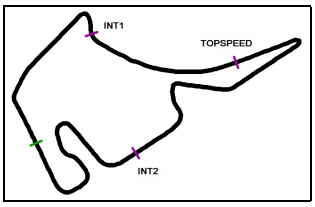

ADAC GT Masters Testday

Sector List Session 1

Provisional

Hockenheimring, Length: 4574m
Air temperature: 27.54°C
Track temperature: 22.79°C
Weather condition: Dry

DMSB Reg. Nr.:

Thursday, September 20, 2018 9:00:00

Lap	Time	SE1	SP1	SE2	SP2	SE3	SP3	TSP	Lap	Time	SE1	SP1	SE2	SP2	SE3	SP3	TSP
15	10:51.898	9:19.189	125	55.566	111	37.143	194	198	32	1:48.368	22.519	152	46.968	189	38.881	58	254
16	1:43.574	23.055	156	47.876	185	32.643	198	247	33	3:38.234	2:17.904	149	47.305	189	33.025	197	252
17	1:40.293	21.851	155	46.693	189	31.749	199	252	34	3:21.479	40.399	78	1:40.393	79	1:00.687	58	78

25 Feller, CHE / Haase, DEU

theoretical besttime: 1:39.289

1	2:01.820	26.280	123	56.954	150	38.586	192	179	21	1:45.164	22.233	155	46.602	190	36.329	57	254
2	1:42.952	23.125	157	47.445	188	32.382	197	248	22	10:03.896	8:44.797	155	47.036	191	32.063	199	248
3	1:41.273	22.549	158	46.739	192	31.985	201	254	23	1:40.510	22.102	157	46.502	191	31.906	199	252
4	1:40.788	22.363	**158**	46.366	191	32.059	199	256	24	1:40.501	22.119	157	46.473	191	31.909	199	253
5	1:40.779	22.275	156	46.409	186	32.095	200	**257**	25	1:40.519	22.045	156	46.636	191	31.838	200	254
6	1:40.723	22.077	158	46.480	179	32.166	199	255	26	1:40.300	21.906	154	46.664	188	31.730	200	254
7	1:46.138	22.304	158	46.566	189	37.268	58	254	27	1:45.460	21.968	155	46.946	191	36.546	58	255
8	4:04.885	2:38.630	154	48.532	100	37.723	201	252	28	24:58.815	23:38.480	154	47.345	188	32.990	197	247
9	1:43.205	22.177	157	48.337	188	32.691	201	254	29	1:44.726	22.335	156	49.193	133	33.198	198	256
10	1:40.145	22.031	157	46.479	190	31.635	201	253	30	1:42.092	22.144	155	47.863	189	32.085	198	255
11	1:40.456	22.122	156	46.500	188	31.834	197	253	31	1:40.627	22.156	156	46.828	190	31.643	199	254
12	1:43.464	22.178	156	46.571	190	34.715	191	254	32	1:41.094	22.172	156	46.895	190	32.027	200	255
13	1:40.686	22.395	157	46.646	189	31.645	198	254	33	1:40.748	22.391	155	46.635	191	31.722	200	254
14	1:47.077	22.309	157	46.899	188	37.869	58	255	34	1:45.372	22.147	154	46.704	190	36.521	58	254
15	11:26.017	9:59.138	142	50.341	179	36.538	199	244	35	2:47.367	1:27.346	140	47.702	190	32.319	199	250
16	1:40.648	22.029	156	47.098	188	31.521	201	252	36	1:41.345	22.216	155	47.066	189	32.063	199	255
17	**1:39.691**	**21.848**	156	46.553	191	**31.290**	**202**	254	37	1:41.051	22.297	155	46.879	189	31.875	199	255
18	1:41.704	21.988	157	**46.151**	**192**	33.565	200	254	38	1:46.691	22.435	155	47.072	189	37.184	58	254
19	2:10.930	26.549	116	1:07.074	131	37.307	199	146	39	2:57.045	1:32.600	153	48.500	178	35.945	199	254
20	1:40.050	22.143	155	46.527	192	31.380	199	252	40	2:34.779	22.178	155	1:10.549	78	1:02.052	57	254

28 van der Linde, ZAF / van der Linde, ZAF

theoretical besttime: 1:39.125

1	1:50.423	22.880	128	49.570	186	37.973	58	248	24	3:35.766	2:13.236	139	48.782	183	33.748	193	246
2	3:06.455	1:46.885	154	47.381	190	32.189	199	252	25	1:42.643	23.202	155	47.373	189	32.068	201	253
3	1:40.760	22.128	151	46.759	189	31.873	200	255	26	1:39.973	21.991	157	46.497	191	31.485	201	256
4	1:40.143	22.129	157	46.202	192	31.812	199	255	27	**1:39.237**	**21.714**	**158**	46.167	193	**31.356**	**200**	257
5	1:40.501	22.193	156	46.437	191	31.871	199	255	28	1:39.355	21.891	158	**46.055**	**192**	31.409	201	**258**
6	1:40.248	22.070	155	46.388	191	31.790	201	255	29	1:48.115	21.979	157	46.831	188	39.305	58	257
7	1:46.181	22.142	156	46.526	191	37.513	57	255	30	4:53.843	3:29.725	151	48.763	163	35.355	200	253
8	8:39.869	7:19.935	154	46.871	191	33.063	200	253	31	1:40.339	22.118	156	46.298	189	31.923	199	257
9	1:40.340	22.073	154	46.438	191	31.829	200	255	32	1:39.972	21.888	157	46.267	192	31.817	201	258
10	1:40.163	22.043	156	46.399	191	31.721	**202**	255	33	1:50.077	21.816	157	54.730	187	33.531	201	257
11	1:45.776	22.086	156	46.573	191	37.117	57	255	34	2:02.921	21.928	156	1:04.410	187	36.583	201	130
12	7:52.268	6:33.180	155	47.011	190	32.077	200	254	35	1:40.436	21.883	156	46.718	191	31.835	201	255
13	1:40.774	22.150	154	46.582	190	32.042	197	256	36	1:39.772	21.756	156	46.340	191	31.676	202	256
14	1:40.539	22.108	156	46.660	191	31.771	201	255	37	1:39.746	21.840	155	46.255	191	31.651	201	257
15	1:48.607	22.358	152	48.010	188	38.239	58	255	38	1:45.710	21.963	157	46.309	190	37.438	57	258
16	5:09.147	3:46.540	154	46.845	190	35.762	200	255	39	7:52.120	6:33.477	156	46.735	186	31.908	201	253
17	1:41.146	22.243	156	46.991	190	31.912	201	255	40	1:40.230	21.914	156	46.546	189	31.770	200	255
18	1:40.636	22.158	156	46.611	190	31.867	201	257	41	1:47.501	21.992	155	46.770	190	38.739	198	257
19	1:47.146	22.169	155	46.542	191	38.435	58	257	42	1:45.908	21.937	156	46.673	190	37.298	57	257
20	7:21.920	6:02.170	152	47.744	190	32.006	199	252	43	3:46.769	2:24.245	130	49.486	187	33.038	196	240
21	1:41.383	22.235	154	47.105	190	32.043	199	254	44	1:43.939	22.358	156	47.700	191	33.881	200	247
22	1:41.197	22.200	156	46.965	190	32.032	198	255	45	1:53.821	21.837	157	46.212	191	45.772	58	256
23	1:47.046	22.256	156	46.656	189	38.134	58	255	46								

29 Mies, DEU / Dennis, GBR

theoretical besttime: 1:39.743

1	1:53.328	23.543	115	54.970	181	34.815	190	207	13	1:40.444	22.205	154	46.606	190	31.633	197	252
2	1:43.071	23.656	**157**	47.238	190	32.177	199	252	14	1:45.268	22.077	153	46.807	188	36.384	58	254
3	1:40.096	22.015	156	46.441	192	31.640	199	253	15	24:27.944	23:08.577	151	47.418	187	31.949	197	247
4	1:40.108	22.034	155	46.513	192	31.561	199	254	16	1:41.213	22.131	154	47.124	188	31.958	199	252
5	**1:39.896**	22.026	154	**46.367**	191	**31.503**	199	254	17	1:47.190	22.625	139	48.496	187	36.069	58	252
6	1:44.191	21.986	155	46.528	**192**	35.677	58	255	18	7:21.056	5:48.985	122	56.521	110	35.550	191	169
7	3:37.873	2:19.586	155	46.676	191	31.611	199	252	19	1:47.154	22.831	154	48.432	186	35.891	198	228
8	1:40.060	22.077	154	46.465	191	31.518	**200**	254	20	1:40.552	21.926	154	46.935	189	31.691	200	253
9	1:44.414	21.952	154	46.740	191	35.722	58	254	21	1:40.089	21.960	154	46.544	191	31.585	199	253
10	3:20.188	2:01.979	155	46.599	190	31.610	197	251	22	1:40.040	22.001	155	46.512	192	31.527	199	254
11	1:58.070	22.101	155	46.665	189	49.304	58	252	23	1:39.976	**21.873**	**154**	46.508	191	31.595	198	255
12	4:49.465	3:27.593	153	46.769	189	35.103	197	252	24	1:51.263	21.945	155	46.587	191	42.731	58	**256**

kfzteile24 Premium-Serienpartner
ADAC Vorteilsprogramm ADAC Audi Sport automotorsport CAMP DAVID DEKRA Eibach
FLYERALARM KÄRCHER PIRELLI postcon RACEROOM RAVENOL Sport Bild TWIN BUSCH GERMANY
DMSB 2018 INTERNATIONAL SERIES SANCTIONED BY THE FIA

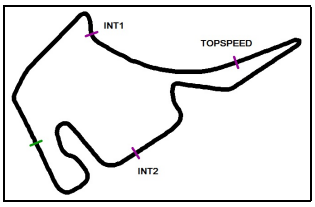

ADAC GT Masters Testday

Sector List Session 1

Provisional

Hockenheimring, Length: 4574m
Air temperature: 27.54°C
Track temperature: 22.79°C
Weather condition: Dry

DMSB Reg. Nr.:

Thursday, September 20, 2018 9:00:00

33 Salaquarda, CZE / Stippler, DEU

theoretical besttime: 1:39.951

Lap	Time	SE1	SP1	SE2	SP2	SE3	SP3	TSP	Lap	Time	SE1	SP1	SE2	SP2	SE3	SP3	TSP
1	2:07.867	32.356	118	58.785	182	36.726	195	109	16	1:41.969	22.365	155	46.886	189	32.718	198	256
2	1:46.719	23.599	146	47.833	185	35.287	200	254	17	1:47.716	22.464	156	46.838	190	38.414	58	256
3	1:41.585	22.537	153	46.643	189	32.405	201	257	18	31:46.593	30:27.134	152	47.242	190	32.217	198	254
4	1:40.702	22.402	154	46.424	190	31.876	202	256	19	1:40.456	22.161	153	46.387	192	31.908	203	257
5	1:40.311	22.245	156	46.381	191	31.685	200	257	20	**1:40.039**	22.040	156	**46.342**	**191**	**31.657**	**203**	257
6	1:40.564	22.308	155	46.473	**192**	31.783	200	257	21	1:43.517	22.909	113	48.151	190	32.457	202	252
7	1:48.557	22.948	155	46.905	191	38.704	46	256	22	1:40.355	22.031	156	46.419	191	31.905	201	258
8	10:27.382	9:07.953	152	47.150	190	32.279	199	251	23	1:48.085	22.639	152	47.013	191	38.433	58	257
9	1:41.393	22.453	154	46.867	187	32.073	201	256	24	9:49.443	8:30.227	153	47.049	190	32.167	199	254
10	1:43.366	22.413	156	46.676	189	34.277	199	257	25	1:40.342	22.168	156	46.373	191	31.801	202	**260**
11	1:41.710	22.549	155	46.937	191	32.224	200	257	26	1:42.759	22.132	156	47.863	176	32.764	203	260
12	1:41.097	22.269	156	46.675	190	32.153	202	257	27	1:46.962	22.049	156	46.389	190	38.524	57	258
13	1:46.249	22.444	155	46.859	191	36.946	58	258	28	6:36.435	5:13.211	134	50.190	184	33.034	200	250
14	12:46.494	11:19.542	129	52.790	180	34.162	198	210	29	1:42.075	22.203	154	46.964	189	32.908	202	257
15	1:42.794	22.638	156	47.233	189	32.923	199	255	30	2:35.025	**21.952**	**154**	1:10.893	79	1:02.180	51	257

35 Judek, DEU / Eriksson, SWE

theoretical besttime: 1:41.054

Lap	Time	SE1	SP1	SE2	SP2	SE3	SP3	TSP	Lap	Time	SE1	SP1	SE2	SP2	SE3	SP3	TSP
1	2:21.632	31.508	110	57.977	166	52.147	39	195	18	1:42.431	22.693	154	47.195	188	32.543	196	251
2	2:14.600	45.370	138	48.937	185	40.293	55	250	19	1:41.764	22.403	155	47.022	189	32.339	198	252
3	8:29.692	7:05.108	140	51.073	184	33.511	199	248	20	1:41.563	22.277	155	46.870	190	32.416	197	252
4	1:42.530	22.530	154	47.062	188	32.938	199	254	21	1:53.432	24.474	151	48.031	157	40.927	51	249
5	1:42.367	22.611	154	46.923	189	32.833	199	255	22	12:08.052	10:47.501	152	47.702	187	32.849	195	248
6	1:41.718	22.364	153	46.874	190	32.480	**200**	**256**	23	1:42.600	22.555	154	47.405	187	32.640	197	249
7	1:41.833	22.412	155	46.788	**191**	32.633	199	255	24	1:41.783	22.358	156	47.132	188	32.293	198	252
8	1:41.652	22.318	152	46.837	190	32.497	199	254	25	1:41.594	22.304	155	47.043	189	**32.247**	**199**	252
9	**1:41.494**	22.325	**156**	**46.604**	190	32.565	199	254	26	1:50.880	23.543	146	48.400	160	38.937	57	249
10	1:41.981	**22.203**	154	46.906	190	32.872	198	255	27	15:08.623	13:48.480	152	47.481	187	32.662	197	251
11	1:54.486	23.184	152	53.389	184	37.913	59	201	28	1:50.538	23.024	155	52.390	138	35.124	198	254
12	9:38.106	8:13.503	138	51.417	182	33.186	195	235	29	1:49.703	23.048	153	47.970	152	38.685	51	253
13	1:42.196	22.704	154	47.046	189	32.446	199	253	30	2:55.077	1:27.092	144	48.901	160	39.084	58	252
14	1:41.847	22.344	155	47.056	189	32.447	198	254	31	3:58.463	2:31.468	121	51.150	182	35.845	195	227
15	1:43.750	22.430	155	48.896	190	32.424	199	235	32	1:44.703	23.151	154	47.561	184	33.991	195	253
16	1:50.306	22.966	151	47.297	189	40.043	59	255	33	1:43.969	22.867	150	48.002	186	33.100	197	253
17	14:58.814	13:38.563	154	47.329	188	32.922	196	249	34	3:13.475	31.760	58	1:41.305	80	1:00.410	57	79

42 Jensen, DEN / Scheider, DEU

theoretical besttime: 1:40.671

Lap	Time	SE1	SP1	SE2	SP2	SE3	SP3	TSP	Lap	Time	SE1	SP1	SE2	SP2	SE3	SP3	TSP
1	2:08.852	40.753	136	51.660	181	36.439	193	238	27	1:49.461	22.776	152	48.510	185	38.175	60	256
2	1:43.948	23.413	148	47.559	188	32.976	201	248	28	12:57.489	11:23.821	109	57.631	131	36.037	196	199
3	1:47.256	22.410	152	49.132	189	35.714	201	252	29	1:46.299	23.387	150	49.151	180	33.761	200	247
4	1:41.946	22.250	151	47.145	190	32.551	200	254	30	1:42.207	22.592	154	47.289	189	32.326	201	254
5	1:41.522	22.362	152	46.873	190	32.287	187	254	31	1:41.417	22.153	154	47.137	190	32.127	201	255
6	1:41.712	22.916	154	46.789	**192**	32.007	201	254	32	1:41.241	22.200	156	46.924	190	32.117	200	255
7	**1:41.146**	22.594	155	**46.728**	191	**31.824**	202	254	33	1:41.365	22.253	155	46.982	189	32.130	202	255
8	1:45.988	22.445	154	47.149	189	36.394	60	253	34	1:41.281	22.182	156	47.008	190	32.091	201	256
9	8:46.647	7:25.211	151	48.244	191	33.192	202	250	35	1:41.459	22.207	154	47.103	190	32.149	201	255
10	1:41.612	22.506	152	46.971	188	32.135	199	254	36	1:41.327	**22.119**	**156**	46.944	190	32.264	202	257
11	1:41.188	22.464	152	46.840	191	31.884	202	254	37	1:41.682	22.260	154	47.172	190	32.250	201	256
12	1:41.387	22.356	155	46.909	190	32.122	201	255	38	1:41.516	22.159	154	47.107	190	32.250	201	257
13	1:46.641	22.452	153	47.196	189	36.993	60	255	39	1:41.647	22.137	155	47.102	190	32.408	199	257
14	8:54.405	7:33.967	147	47.919	190	32.519	202	251	40	1:41.807	22.297	155	47.133	190	32.377	201	257
15	1:41.465	22.257	151	47.002	191	32.206	199	257	41	1:41.965	22.145	154	47.259	191	32.561	200	256
16	1:44.593	22.469	155	46.949	190	35.175	199	256	42	1:42.506	22.533	149	47.599	190	32.374	200	257
17	1:43.014	22.752	**156**	46.824	191	33.438	**203**	258	43	1:48.430	22.362	153	48.211	186	37.857	60	**259**
18	1:45.580	22.254	156	49.058	190	34.268	203	257	44	2:51.775	1:28.139	145	50.292	186	33.344	199	244
19	1:48.142	22.492	155	48.091	188	37.559	60	258	45	1:42.410	22.465	153	47.220	190	32.725	202	258
20	2:53.106	1:29.541	144	49.233	148	34.332	195	249	46	1:42.557	22.971	156	47.093	190	32.493	201	258
21	1:44.411	23.244	146	48.073	186	33.094	200	254	47	1:42.206	22.337	148	47.378	189	32.491	200	256
22	1:43.363	22.868	150	47.514	188	32.981	201	255	48	1:42.619	22.545	152	47.516	187	32.558	202	257
23	1:42.537	22.546	152	47.310	191	32.681	201	255	49	1:42.535	22.582	148	47.354	190	32.599	199	257
24	1:42.956	22.590	151	47.510	188	32.856	201	256	50	1:43.584	22.860	151	47.755	187	32.969	199	257
25	1:44.556	23.529	144	47.953	188	33.074	201	255	51	3:27.544	41.974	77	1:42.800	76	1:02.770	60	79
26	1:43.856	22.723	149	47.848	189	33.285	200	256									

kfzteile24 Premium-Serienpartner
ADAC Vorteilsprogramm
ADAC
Audi Sport
automotorsport
CAMP DAVID
DEKRA
eibach
FLYERALARM
KÄRCHER
PIRELLI
postcon
RACEROOM
RAVENOL
Sport Bild
TWIN BUSCH GERMANY
DMSB
2018 INTERNATIONAL SERIES SANCTIONED BY THE FIA

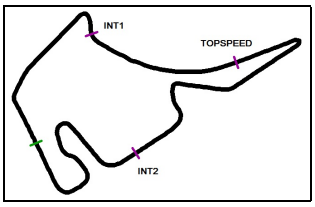

ADAC GT Masters Testday

Sector List Session 1

Provisional

Hockenheimring, Length: 4574m
Air temperature: 27.54°C
Track temperature: 22.79°C
Weather condition: Dry

DMSB Reg. Nr.:

Thursday, September 20, 2018 9:00:00

43 Marschall, DEU / Bouveng, SWE

theoretical besttime: 1:39.957

Lap	Time	SE1	SP1	SE2	SP2	SE3	SP3	TSP	Lap	Time	SE1	SP1	SE2	SP2	SE3	SP3	TSP
1	2:24.449	52.319	106	55.163	176	36.967	194	212	25	1:40.299	21.968	154	46.642	191	**31.689**	**202**	255
2	1:45.017	23.669	144	48.327	187	33.021	199	251	26	**1:40.010**	**21.835**	**158**	**46.433**	**193**	31.742	203	256
3	1:42.651	22.408	152	47.415	190	32.828	201	254	27	1:50.319	21.908	153	49.774	158	38.637	60	247
4	1:41.264	22.211	156	46.889	191	32.164	202	255	28	4:33.293	3:12.434	156	47.759	188	33.100	202	252
5	1:46.812	22.205	157	47.397	187	37.210	60	251	29	1:45.203	22.384	156	49.753	188	33.066	201	255
6	4:09.214	2:49.694	153	47.314	189	32.206	200	254	30	1:40.971	22.297	158	46.728	192	31.946	202	257
7	1:41.429	22.254	156	47.071	191	32.104	201	254	31	1:40.641	22.258	158	46.612	191	31.771	203	258
8	1:40.794	22.038	157	46.803	191	31.953	202	254	32	1:40.719	22.209	158	46.698	191	31.812	203	258
9	1:41.210	22.064	155	47.050	191	32.096	202	254	33	1:46.787	22.325	157	47.143	189	37.319	60	257
10	1:46.000	22.055	156	47.217	188	36.728	60	255	34	7:45.996	6:21.257	147	49.607	189	35.132	201	240
11	6:34.041	4:59.814	108	57.133	174	37.094	175	207	35	1:41.423	22.283	151	47.014	191	32.126	201	257
12	1:44.674	23.744	156	48.312	187	32.618	201	253	36	1:40.893	22.134	156	46.718	191	32.041	202	**259**
13	1:42.589	22.516	155	47.767	191	32.306	200	252	37	1:40.968	22.119	157	46.668	189	32.181	202	259
14	1:41.966	22.560	**158**	47.184	192	32.222	202	254	38	1:40.528	22.002	157	46.593	191	31.933	203	259
15	1:41.279	22.394	157	46.938	190	31.947	202	254	39	1:40.940	22.077	156	46.752	191	32.111	199	259
16	1:41.275	22.244	154	47.012	190	32.019	202	254	40	1:45.875	22.399	154	46.920	190	36.556	60	258
17	1:46.958	22.511	155	47.176	190	37.271	60	255	41	3:13.195	1:53.288	155	47.443	190	32.464	202	256
18	3:15.829	1:52.721	156	50.537	191	32.571	202	184	42	1:41.960	22.543	156	47.023	191	32.394	202	258
19	1:42.193	22.665	150	46.997	191	32.531	200	255	43	1:47.745	22.480	158	47.330	183	37.935	60	258
20	1:41.497	22.652	158	46.738	191	32.107	202	255	44	8:18.372	6:57.558	147	48.168	185	32.646	201	255
21	1:41.358	22.476	156	46.839	190	32.043	202	256	45	1:42.117	22.578	157	46.967	189	32.572	200	258
22	1:46.852	22.412	157	46.994	188	37.446	60	256	46	1:42.729	22.552	153	47.422	185	32.755	201	257
23	6:33.220	5:05.049	114	54.470	181	33.701	197	179	47	1:47.293	22.730	157	47.119	189	37.444	60	259
24	1:46.424	22.665	152	49.175	178	34.584	202	236	48	4:01.594	1:32.665	150	1:16.503	60	1:12.426	59	259

47 Pommer, DEU / Götz, DEU

theoretical besttime: 1:39.495

Lap	Time	SE1	SP1	SE2	SP2	SE3	SP3	TSP	Lap	Time	SE1	SP1	SE2	SP2	SE3	SP3	TSP
1	1:52.666	21.677	122	55.106	168	35.883	191	206	24	1:41.286	22.330	158	46.851	188	32.105	199	252
2	1:52.087	23.825	147	49.564	188	38.698	58	221	25	1:41.372	22.383	156	46.782	189	32.207	199	252
3	4:04.824	2:44.434	156	47.391	186	32.999	199	249	26	1:43.263	22.406	156	47.785	145	33.072	199	252
4	1:41.015	22.286	154	46.883	190	31.846	200	250	27	1:41.556	22.458	158	46.856	190	32.242	198	252
5	1:40.904	22.470	158	46.660	188	31.774	200	251	28	1:42.437	22.363	158	46.864	189	33.210	199	252
6	1:40.467	22.229	157	46.565	190	31.673	199	251	29	1:47.836	22.509	156	47.049	189	38.278	58	253
7	1:40.134	22.034	158	46.502	192	31.598	201	251	30	8:22.894	6:56.103	143	53.728	186	33.063	198	217
8	1:47.218	22.073	158	47.228	190	37.917	58	252	31	1:40.246	22.111	158	46.498	190	31.637	201	252
9	5:42.710	4:23.563	157	46.964	189	32.183	199	249	32	1:39.932	21.948	159	46.417	191	31.567	200	**255**
10	1:40.767	22.379	157	46.674	190	31.714	199	250	33	**1:39.599**	21.884	159	**46.193**	**193**	31.522	202	254
11	1:40.591	22.063	158	46.545	192	31.983	198	250	34	1:39.980	21.936	158	46.623	192	**31.421**	**201**	254
12	1:41.740	22.155	158	46.814	187	32.771	200	251	35	1:45.545	21.921	158	46.509	192	37.115	58	255
13	1:40.670	22.206	157	46.609	190	31.855	199	251	36	8:20.364	6:59.393	154	47.892	189	33.079	199	251
14	1:46.322	22.723	156	47.025	191	36.574	58	251	37	1:40.112	22.103	157	46.389	193	31.620	201	253
15	7:08.227	5:48.126	158	47.511	189	32.590	199	251	38	1:40.051	22.086	158	46.336	190	31.629	202	252
16	1:44.612	22.702	158	47.350	190	34.560	198	254	39	1:39.758	21.959	158	46.263	192	31.536	202	253
17	1:41.327	22.451	157	46.680	190	32.196	201	254	40	1:39.789	**21.881**	**158**	46.247	192	31.661	202	255
18	1:41.372	22.366	156	46.920	190	32.086	199	252	41	1:43.999	23.146	151	48.253	192	32.600	202	225
19	1:41.282	22.301	158	46.668	189	32.313	198	252	42	1:40.189	21.990	156	46.463	192	31.736	201	254
20	1:41.110	22.361	158	46.698	190	32.051	200	252	43	1:46.502	22.136	157	47.011	191	37.355	58	255
21	1:41.138	22.424	159	46.739	190	31.975	200	252	44	6:55.333	5:32.944	157	49.564	173	32.825	199	252
22	1:53.736	22.585	158	53.644	190	37.507	58	181	45	1:41.805	22.624	156	46.928	192	32.253	200	252
23	7:44.460	6:21.777	158	48.637	114	34.046	197	251	46	3:01.823	22.847	110	1:38.585	80	1:00.391	58	79

48 Dontje, NLD / Buhk, DEU

theoretical besttime: 1:39.906

Lap	Time	SE1	SP1	SE2	SP2	SE3	SP3	TSP	Lap	Time	SE1	SP1	SE2	SP2	SE3	SP3	TSP
1	1:59.260	28.787	125	53.383	181	37.090	194	220	14	6:15.420	4:54.566	145	47.653	188	33.201	198	249
2	1:43.075	23.191	156	47.267	189	32.617	199	251	15	1:41.857	22.693	157	46.936	188	32.228	197	251
3	1:41.408	22.464	159	46.783	190	32.161	200	252	16	1:41.356	22.613	157	46.655	190	32.088	198	252
4	1:40.910	22.297	155	46.696	192	31.917	199	250	17	1:41.387	22.494	157	46.776	190	32.117	199	252
5	1:40.552	22.192	159	46.610	191	31.750	200	252	18	1:41.360	22.438	158	46.810	190	32.112	198	254
6	1:40.256	22.153	159	46.481	**192**	**31.622**	200	253	19	1:41.257	22.474	157	46.828	189	31.955	198	253
7	1:46.493	22.153	158	47.141	191	37.199	58	253	20	1:41.123	22.290	158	46.782	189	32.051	199	254
8	6:09.253	4:50.230	157	46.967	191	32.056	199	250	21	1:46.133	22.512	159	46.853	191	36.768	58	**255**
9	1:40.770	22.234	**160**	46.628	190	31.908	200	251	22	8:18.074	6:48.671	133	52.320	183	37.083	198	204
10	1:40.596	22.087	158	46.554	192	31.955	198	253	23	1:40.642	22.325	157	46.465	192	31.852	201	252
11	1:44.302	22.375	157	46.594	189	35.333	201	253	24	**1:40.044**	**22.012**	**159**	**46.272**	**192**	31.760	202	252

kfzteile24 Premium-Serienpartner
ADAC Vorteilsprogramm ADAC Audi Sport automotorsport CAMP DAVID DEKRA Eibach
FLYERALARM KÄRCHER PIRELLI postcon RACEROOM RAVENOL Sport Bild TWIN BUSCH GERMANY
DMSB 2018 INTERNATIONAL SERIES SANCTIONED BY THE FIA

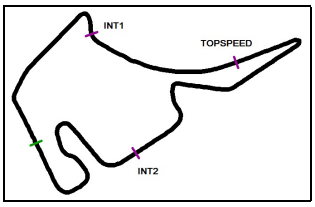

ADAC GT Masters Testday

Sector List Session 1

Provisional

Hockenheimring, Length: 4574m
Air temperature: 27.54°C
Track temperature: 22.79°C
Weather condition: Dry

DMSB Reg. Nr.:

Thursday, September 20, 2018 9:00:00

Lap	Time	SE1	SP1	SE2	SP2	SE3	SP3	TSP	Lap	Time	SE1	SP1	SE2	SP2	SE3	SP3	TSP
12	1:40.918	22.353	157	46.779	191	31.786	201	251	25	2:15.806	22.859	133	1:03.131	111	49.816	58	162
13	1:47.647	22.216	158	46.643	192	38.788	58	253									

50 Geipel, DEU / Frey, CHE

theoretical besttime: 1:40.343

1	1:56.331	25.366	116	55.812	181	35.153	195	193	24	1:49.027	22.893	150	47.890	189	38.244	58	256
2	1:43.093	23.173	**159**	47.028	190	32.892	199	257	25	3:38.647	2:17.283	149	48.155	188	33.209	197	253
3	1:41.827	22.338	156	46.903	188	32.586	199	257	26	1:41.903	22.563	157	46.944	189	32.396	199	255
4	1:40.989	22.333	159	46.401	**192**	32.255	201	257	27	1:41.430	22.432	156	46.789	189	32.209	199	256
5	**1:40.388**	**22.018**	158	**46.299**	190	32.071	201	257	28	1:48.990	22.866	151	47.504	187	38.620	59	255
6	1:41.049	22.052	153	46.582	191	32.415	201	258	29	3:51.912	2:30.155	154	48.262	188	33.495	197	255
7	1:42.351	22.564	157	47.275	184	32.512	199	256	30	1:41.864	22.478	157	46.842	189	32.544	199	255
8	1:48.667	22.401	154	47.387	188	38.879	59	255	31	1:42.121	22.509	152	47.067	189	32.545	200	256
9	4:32.957	3:10.819	138	49.237	189	32.901	198	244	32	1:48.742	22.704	157	47.861	188	38.177	58	257
10	1:41.622	22.611	158	46.671	191	32.340	**201**	255	33	4:08.219	2:42.608	152	52.270	186	33.341	197	182
11	1:40.948	22.359	158	46.563	190	**32.026**	201	257	34	1:41.911	22.668	156	46.829	189	32.414	200	256
12	1:49.518	22.964	149	48.122	188	38.432	59	252	35	1:45.431	22.366	157	48.768	185	34.297	199	256
13	3:55.274	2:32.787	142	49.393	182	33.094	201	235	36	1:42.702	22.276	157	46.983	189	33.443	191	257
14	1:41.833	22.643	157	46.810	190	32.380	199	255	37	1:55.828	24.359	130	51.016	184	40.453	59	252
15	1:40.963	22.205	156	46.570	189	32.188	200	256	38	6:13.593	4:49.197	129	50.547	181	33.849	198	250
16	1:48.275	22.523	157	47.317	188	38.435	59	256	39	1:42.191	22.585	157	46.968	188	32.638	198	256
17	3:19.943	1:58.991	145	48.055	189	32.897	199	254	40	1:42.208	22.734	157	47.000	189	32.474	198	257
18	1:42.014	22.580	155	46.991	189	32.443	200	257	41	1:46.771	22.568	157	46.785	188	37.418	59	257
19	1:41.733	22.415	157	46.910	189	32.408	200	255	42	6:31.892	5:04.935	140	53.780	184	33.177	198	186
20	1:49.558	22.878	149	47.843	187	38.837	59	255	43	1:42.121	22.712	156	47.069	188	32.340	199	257
21	4:10.956	2:48.123	145	49.947	187	32.886	197	202	44	1:41.911	22.401	154	46.949	189	32.561	201	**258**
22	1:42.045	22.551	156	46.948	188	32.546	200	255	45	1:49.738	22.330	157	47.025	189	40.383	51	258
23	1:41.695	22.402	157	46.880	189	32.413	199	256									

53 Vainio, FIN / Beretta, ITA

theoretical besttime: 1:39.730

1	2:32.155	42.409	110	1:02.114	157	47.632	57	180	23	1:40.152	21.980	156	46.440	190	31.732	198	254
2	5:09.482	3:23.318	125	59.555	163	46.609	57	188	24	1:39.973	22.025	157	46.251	192	**31.697**	**201**	254
3	2:11.588	44.655	120	51.631	158	35.302	198	239	25	1:47.239	22.296	156	46.332	192	38.611	57	255
4	1:53.934	23.366	148	50.276	143	40.292	57	253	26	8:17.660	6:57.989	156	47.214	189	32.457	199	253
5	4:22.580	3:02.971	154	46.986	186	32.623	198	252	27	1:40.672	22.340	157	46.463	190	31.869	199	257
6	1:40.999	22.177	156	46.665	189	32.157	199	254	28	1:43.772	21.960	156	46.687	185	35.125	199	257
7	1:42.705	22.017	155	46.875	185	33.813	201	255	29	1:40.465	22.196	158	46.286	192	31.983	199	257
8	**1:39.949**	22.011	157	**46.110**	**194**	31.828	201	**257**	30	1:40.140	21.925	156	46.264	191	31.951	197	257
9	1:48.918	22.675	152	53.407	184	32.836	**201**	222	31	1:49.038	22.525	158	47.655	188	38.858	57	257
10	1:40.070	**21.923**	156	46.248	192	31.899	200	255	32	10:26.604	9:03.110	154	50.832	188	32.662	198	253
11	1:48.681	21.950	156	46.363	191	40.368	57	255	33	1:40.992	22.387	156	46.540	189	32.065	198	254
12	7:30.801	6:10.108	146	47.666	189	33.027	199	251	34	1:40.670	22.217	156	46.404	190	32.049	200	254
13	1:40.683	22.288	156	46.378	191	32.017	199	254	35	1:40.515	22.250	157	46.339	189	31.926	200	256
14	1:41.728	22.516	155	47.066	188	32.146	201	254	36	1:40.494	21.964	151	46.542	190	31.988	199	255
15	1:41.235	22.155	150	46.992	192	32.088	199	252	37	1:46.150	22.155	157	46.690	189	37.305	57	257
16	1:40.531	22.210	157	46.331	190	31.990	201	255	38	5:39.943	4:20.561	154	47.102	190	32.280	199	253
17	1:40.643	22.158	157	46.383	190	32.102	198	255	39	1:40.824	22.184	156	46.745	190	31.895	200	254
18	1:40.882	22.274	157	46.444	191	32.164	200	255	40	1:41.093	22.108	154	46.833	191	32.152	199	253
19	1:47.046	22.328	158	46.490	190	38.228	57	255	41	1:43.966	22.061	154	47.434	184	34.471	198	254
20	10:49.424	9:18.361	127	56.110	179	34.953	171	187	42	1:40.839	22.055	153	46.689	190	32.095	199	254
21	1:43.583	23.718	156	47.319	187	32.546	197	252	43	3:05.175	25.800	80	1:40.169	80	59.206	57	80
22	1:41.072	22.385	157	46.740	190	31.947	200	254									

69 Slooten, DEU / Luhr, DEU

theoretical besttime: 1:39.936

1	3:27.951	1:53.524	127	52.102	161	42.325	57	244	26	1:43.125	22.732	155	47.498	186	32.895	198	250
2	3:57.746	2:35.995	142	48.735	186	33.016	198	248	27	1:44.104	22.916	156	48.024	189	33.164	195	249
3	1:41.573	22.636	156	46.983	190	31.954	200	250	28	1:52.281	22.723	156	49.648	186	39.910	57	250
4	1:40.624	22.275	155	46.541	190	31.808	199	250	29	2:33.236	1:04.458	151	48.369	187	40.409	57	243
5	1:40.512	22.216	157	46.485	190	31.811	**201**	251	30	3:52.734	2:30.069	156	49.482	188	33.183	196	204
6	1:40.568	22.145	157	46.619	190	31.804	199	251	31	1:42.907	22.754	157	47.431	187	32.722	199	250
7	1:40.511	22.074	156	46.659	190	31.778	199	250	32	1:42.110	22.669	157	47.016	190	32.425	199	252
8	1:45.887	22.513	155	46.770	188	36.604	57	250	33	1:41.953	22.418	159	46.887	189	32.648	198	**252**
9	5:15.139	3:56.037	154	46.945	190	32.157	201	249	34	1:41.842	22.478	159	46.742	189	32.622	199	251
10	1:40.791	22.244	157	46.552	190	31.995	199	251	35	1:42.239	22.268	156	47.274	188	32.697	200	252
11	1:40.616	22.204	157	46.694	190	31.718	200	251	36	1:48.548	22.339	157	47.733	188	38.476	57	252

kfzteile24 Premium-Serienpartner
ADAC Vorteilsprogramm ADAC Audi Sport automotorsport CAMP DAVID DEKRA Eibach
FLYERALARM KÄRCHER PIRELLI postcon RACEROOM RAVENOL Sport Bild TWIN BUSCH GERMANY
DMSB 2018 INTERNATIONAL SERIES SANCTIONED BY THE FIA

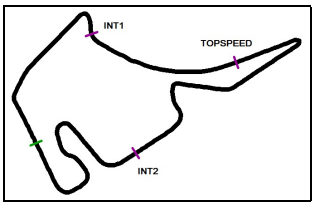

ADAC GT Masters Testday

Sector List Session 1

Provisional

Hockenheimring, Length: 4574m
Air temperature: 27.54°C
Track temperature: 22.79°C
Weather condition: Dry

DMSB Reg. Nr.:

Thursday, September 20, 2018 9:00:00

Lap	Time	SE1	SP1	SE2	SP2	SE3	SP3	TSP	Lap	Time	SE1	SP1	SE2	SP2	SE3	SP3	TSP
12	1:40.599	22.229	157	46.587	191	31.783	201	251	37	5:50.982	4:23.570	136	52.619	180	34.793	193	244
13	1:46.032	22.445	156	47.334	189	36.253	57	251	38	1:44.212	23.453	157	47.916	185	32.843	196	250
14	6:11.364	4:52.071	155	47.155	190	32.138	200	249	39	1:42.481	22.776	158	47.286	188	32.419	198	251
15	1:40.824	22.323	157	**46.395**	189	32.106	201	251	40	1:41.570	22.356	157	46.948	189	32.266	199	251
16	1:47.452	22.688	157	47.406	189	37.358	57	252	41	1:41.450	22.153	157	47.059	189	32.238	199	250
17	6:17.600	4:46.769	126	51.533	184	39.298	165	241	42	1:42.174	22.286	158	47.603	190	32.285	197	250
18	1:42.962	23.767	154	47.042	188	32.153	199	248	43	1:46.524	22.336	156	47.054	189	37.134	57	251
19	1:41.016	22.508	158	46.737	190	31.771	199	250	44	2:50.817	1:30.597	157	47.752	188	32.468	199	250
20	**1:40.016**	**21.984**	158	46.465	**191**	31.567	199	251	45	1:41.377	22.387	157	46.937	189	32.053	199	250
21	1:40.194	21.997	157	46.640	190	**31.557**	199	250	46	1:42.120	22.457	157	47.201	190	32.462	198	251
22	1:46.250	22.374	154	47.150	187	36.726	57	251	47	1:41.732	22.258	159	46.990	189	32.484	198	251
23	2:56.429	1:30.739	157	47.377	156	38.313	57	250	48	1:41.847	22.623	156	46.985	189	32.239	199	250
24	2:52.108	1:30.131	148	48.377	187	33.600	195	246	49	1:49.693	23.474	152	47.496	184	38.723	57	249
25	1:43.544	23.103	157	47.615	187	32.826	197	248									

82 Ineichen, CHE / Engelhart, DEU **theoretical besttime: 1:39.304**

1	2:34.788	58.305	112	57.563	157	38.920	183	192	28	6:04.648	4:45.437	158	46.727	189	32.484	200	255
2	1:50.388	24.832	147	50.988	182	34.568	199	238	29	2:05.046	21.878	154	1:06.561	91	36.607	56	134
3	1:55.499	22.915	156	57.910	171	34.674	199	163	30	2:23.238	1:03.642	156	47.056	188	32.540	201	254
4	1:42.159	22.793	158	46.857	190	32.509	201	255	31	1:40.931	22.220	158	46.709	191	32.002	201	255
5	1:41.860	22.134	157	47.269	191	32.457	200	256	32	1:40.362	21.922	158	46.461	187	31.979	200	257
6	1:40.719	22.093	157	46.352	192	32.274	201	258	33	1:40.550	22.023	158	46.368	191	32.159	197	257
7	1:44.698	22.184	158	46.334	189	36.180	201	257	34	1:47.588	21.913	158	46.635	189	39.040	56	257
8	1:41.174	22.149	146	46.741	192	32.284	201	255	35	7:30.976	6:07.693	142	48.914	185	34.369	201	246
9	1:45.999	21.901	156	46.518	190	37.580	59	257	36	1:42.431	21.989	158	46.540	189	33.902	201	257
10	3:21.095	1:59.342	139	49.327	190	32.426	201	254	37	1:39.932	21.889	159	46.242	191	31.801	201	258
11	1:41.337	22.154	154	46.857	190	32.326	202	254	38	1:39.866	21.836	159	46.289	192	31.741	203	258
12	1:40.993	22.212	159	46.502	192	32.279	202	257	39	1:47.293	21.989	159	47.184	188	38.120	202	**260**
13	1:41.000	22.181	157	46.485	190	32.334	201	257	40	1:44.291	21.842	157	46.403	191	36.046	202	259
14	1:41.378	22.154	158	46.698	189	32.526	201	257	41	1:39.745	21.696	159	46.307	192	31.742	202	259
15	1:47.376	22.314	158	46.826	188	38.236	55	258	42	1:45.977	21.910	158	47.035	191	37.032	55	260
16	5:02.980	3:40.520	129	49.359	187	33.101	200	248	43	3:44.923	2:23.800	157	46.501	191	34.622	201	258
17	1:41.269	22.316	157	46.758	190	32.195	202	255	44	1:39.583	21.767	159	46.234	192	**31.582**	**202**	258
18	1:40.352	21.958	158	46.419	191	31.975	201	257	45	1:40.443	21.862	157	46.592	192	31.989	201	260
19	1:40.629	22.024	157	46.298	192	32.307	202	257	46	1:40.035	21.853	159	46.174	190	32.008	202	258
20	1:40.509	21.845	156	46.374	191	32.290	201	258	47	1:46.483	22.187	158	47.067	191	37.229	59	257
21	1:40.432	21.929	157	46.420	190	32.083	201	258	48	3:49.640	2:29.266	148	47.979	188	32.395	199	250
22	1:46.297	22.065	157	46.431	191	37.801	56	257	49	1:40.602	22.095	159	46.699	190	31.808	202	253
23	4:48.012	3:27.636	157	46.818	190	33.558	198	255	50	1:39.547	21.802	159	46.112	191	31.633	202	257
24	1:40.944	22.100	157	46.409	191	32.435	201	257	51	**1:39.309**	**21.677**	**159**	**46.045**	**192**	31.587	201	257
25	1:40.135	21.905	158	46.210	191	32.020	201	258	52	1:42.094	22.086	158	46.598	190	33.410	201	260
26	1:40.774	22.021	158	46.604	191	32.149	199	258	53	2:33.059	21.768	159	1:10.736	80	1:00.555	54	258
27	1:44.867	22.023	**159**	46.372	191	36.472	59	258									

84 Assenheimer, DEU / Baumann, AUT **theoretical besttime: 1:39.732**

1	3:22.678	1:48.183	119	57.090	159	37.405	193	176	25	4:56.330	3:36.127	157	47.630	190	32.573	199	248
2	1:46.775	24.609	156	48.940	186	33.226	198	248	26	1:42.306	22.473	157	47.248	189	32.585	200	251
3	1:42.613	23.202	159	47.154	188	32.257	199	250	27	1:42.539	23.145	157	46.994	189	32.400	201	252
4	1:41.238	22.565	158	46.760	191	31.913	201	252	28	1:41.851	22.496	156	47.030	189	32.325	198	251
5	1:40.895	22.317	160	46.654	190	31.924	198	251	29	1:48.057	22.535	157	47.093	191	38.429	59	252
6	1:40.480	22.247	158	46.548	191	31.685	201	251	30	15:01.937	13:34.584	125	53.455	184	33.898	196	216
7	1:40.260	22.241	159	46.456	191	31.563	201	251	31	1:42.278	22.971	157	47.266	189	32.041	199	250
8	1:40.254	22.175	159	46.426	190	31.653	198	252	32	1:39.923	22.031	159	46.418	191	**31.474**	**201**	252
9	1:45.984	22.274	159	46.956	191	36.754	58	252	33	**1:39.876**	**21.967**	**159**	46.351	191	31.558	201	**254**
10	5:05.099	3:44.946	158	47.122	191	33.031	199	252	34	1:45.237	22.836	140	49.185	191	33.216	200	235
11	1:40.575	22.177	159	46.510	191	31.888	200	252	35	1:46.004	22.199	158	46.579	191	37.226	58	253
12	1:40.438	22.164	**160**	46.505	190	31.769	200	254	36	5:25.243	4:05.000	153	47.901	189	32.342	199	250
13	1:40.533	22.243	159	46.541	191	31.749	201	254	37	1:40.489	22.209	158	46.608	191	31.672	200	253
14	1:44.751	22.172	158	46.379	191	36.200	58	254	38	1:40.139	21.971	158	46.391	192	31.777	202	254
15	4:04.443	2:43.121	155	48.520	187	32.802	200	250	39	1:40.024	22.011	158	**46.291**	**190**	31.722	200	254
16	1:42.415	22.662	158	47.214	188	32.539	197	251	40	1:45.525	22.206	158	46.619	190	36.700	58	254
17	1:41.894	22.521	156	46.959	190	32.414	198	251	41	6:04.926	4:41.454	148	48.881	187	34.591	199	242
18	1:41.568	22.342	156	46.974	189	32.252	198	251	42	1:41.154	22.249	156	47.047	190	31.858	201	251
19	1:41.839	22.481	156	47.020	190	32.338	201	251	43	1:41.321	22.106	156	46.804	191	32.411	198	253
20	1:41.452	22.412	158	46.783	189	32.257	199	253	44	1:41.542	22.502	156	46.781	191	32.259	200	254

kfzteile24 Premium-Serienpartner
ADAC Vorteilsprogramm ADAC Audi Sport automotorsport CAMP DAVID DEKRA eibach
FLYERALARM KÄRCHER PIRELLI postcon RACEROOM RAVENOL Sport Bild TWIN BUSCH GERMANY
DMSB 2018 INTERNATIONAL SERIES SANCTIONED BY THE FIA

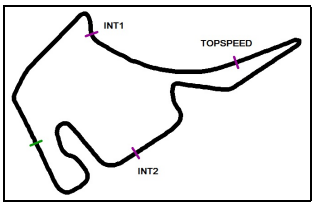

ADAC GT Masters Testday

Sector List Session 1

Provisional

Hockenheimring, Length: 4574m
Air temperature: 27.54°C
Track temperature: 22.79°C
Weather condition: Dry

DMSB Reg. Nr.:

Thursday, September 20, 2018 9:00:00

Lap	Time	SE1	SP1	SE2	SP2	SE3	SP3	TSP	Lap	Time	SE1	SP1	SE2	SP2	SE3	SP3	TSP
21	1:42.253	22.537	157	47.216	190	32.500	200	253	45	1:41.040	22.172	156	46.806	190	32.062	201	254
22	1:41.583	22.432	157	46.890	188	32.261	200	251	46	1:41.239	22.165	157	46.955	189	32.119	200	253
23	1:41.932	22.471	156	47.076	189	32.385	200	253	47	1:41.952	22.329	157	46.878	190	32.745	200	254
24	1:47.091	22.422	156	47.014	189	37.655	58	251	48	1:47.515	22.312	157	47.134	190	38.069	58	252

99 Renauer, DEU / Jaminet, FRA

theoretical besttime: 1:38.957

1	12:23.049	10:33.765	119	1:00.921	107	48.363	58	163	15	1:40.262	22.254	159	46.358	193	31.650	202	257
2	4:06.401	2:29.238	137	56.615	149	40.548	113	192	16	1:39.875	21.964	159	46.266	192	31.645	203	256
3	1:53.900	26.749	157	51.087	187	36.064	199	246	17	1:45.931	21.931	159	46.579	192	37.421	51	255
4	2:02.704	24.838	141	1:00.786	163	37.080	191	156	18	34:20.932	32:52.393	158	49.008	156	39.531	199	255
5	1:46.848	23.469	158	49.591	189	33.788	195	253	19	1:44.696	22.193	154	46.674	192	35.829	203	255
6	1:51.951	23.631	155	48.871	188	39.449	58	252	20	1:41.025	22.194	159	46.751	192	32.080	203	255
7	11:49.997	10:21.591	156	49.988	133	38.418	199	247	21	1:41.272	22.482	158	46.485	193	32.305	200	257
8	1:40.824	22.434	157	46.478	193	31.912	201	254	22	1:46.675	22.223	156	47.249	187	37.203	51	255
9	1:40.282	22.084	158	46.382	193	31.816	202	254	23	4:30.875	2:53.153	127	58.087	183	39.635	194	192
10	1:40.121	22.078	158	46.351	193	31.692	202	255	24	1:45.768	24.216	147	49.194	190	32.358	200	180
11	1:47.017	22.034	158	46.543	191	38.440	48	255	25	1:39.520	21.964	160	46.259	194	31.297	202	255
12	8:27.557	7:06.362	152	48.229	190	32.966	201	252	26	**1:39.061**	**21.745**	**159**	46.109	195	**31.207**	**204**	255
13	1:40.197	22.215	158	46.338	192	31.644	203	255	27	1:40.559	21.787	159	**46.005**	**194**	32.767	193	**257**
14	1:45.469	22.168	160	46.547	194	36.754	202	255	28	1:46.014	22.525	159	46.527	193	36.962	51	255

kfzteile24 Premium-Serienpartner
ADAC Vorteilsprogramm ADAC Audi Sport automotorsport CAMP DAVID DEKRA Eibach
FLYERALARM KÄRCHER PIRELLI postcon RACEROOM RAVENOL Sport Bild TWIN BUSCH GERMANY
DMSB 2018 INTERNATIONAL SERIES SANCTIONED BY THE FIA