

ADAC GT Masters Testday

Sector List Session 3



Provisional

DMSB Reg. Nr.:

Thursday, August 2, 2018 12:50:00

Nürburgring, Length: 3629m

Air temperature: 27.41°C

Track temperature: 31.81°C

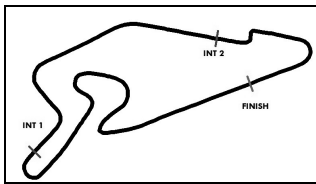
Weather condition: Dry

Lap	Time	SE1	SP1	SE2	SP2	SE3	SP3	TSP	Lap	Time	SE1	SP1	SE2	SP2	SE3	SP3	TSP
1 Kirchhöfer, DEU / Keilwitz, DEU									theoretical besttime: 1:27.285								
1	10:04.870	9:01.828	97	32.986	141	30.056	139	141	10	1:28.071	44.837	135	21.907	237	21.327	191	237
2	2:04.274	59.768	101	30.897	135	33.609	58	135	11	1:28.229	44.960	136	21.891	238	21.378	192	238
3	7:07.610	6:15.693	103	28.309	201	23.608	187	201	12	1:27.412	44.422	136	21.828	237	21.162	191	237
4	1:28.830	45.414	133	22.255	236	21.161	191	236	13	1:35.286	45.487	135	22.163	237	27.636	58	223
5	1:28.052	44.495	135	22.073	237	21.484	191	237	14	5:15.977	4:28.562	133	22.063	237	25.352	191	237
6	1:27.673	44.481	134	22.090	238	21.102	191	238	15	1:27.833	44.682	134	21.982	238	21.169	191	238
7	1:27.621	44.537	136	22.049	237	21.035	192	237	16	1:28.235	44.920	135	21.969	238	21.346	192	238
8	1:32.845	44.521	136	22.004	241	26.320	58	241	17	1:32.337	44.618	133	22.037	237	25.682	59	237
9	4:17.214	3:31.652	121	22.990	234	22.572	190	234									

5 Hofer, AUT / Ellis, GBR									theoretical besttime: 1:27.980								
1	3:56.217	3:10.658	133	22.923	231	22.636	179	231	16	1:28.830	45.034	132	22.240	237	21.556	187	237
2	1:29.774	45.595	132	22.477	235	21.702	188	235	17	1:33.581	45.350	132	22.235	237	25.996	58	237
3	1:28.061	44.549	133	22.176	237	21.336	188	237	18	2:34.631	1:50.411	133	22.387	236	21.833	186	236
4	1:28.441	44.648	133	22.290	236	21.503	187	236	19	1:30.412	45.563	132	23.051	234	21.798	185	234
5	1:28.828	44.632	134	22.217	238	21.979	186	238	20	1:30.028	45.770	132	22.473	237	21.785	187	237
6	1:30.192	44.993	132	22.215	237	22.984	186	237	21	1:29.506	45.604	131	22.372	237	21.530	186	237
7	1:29.523	45.720	133	22.299	237	21.504	187	237	22	1:30.099	45.459	132	22.404	238	22.236	187	238
8	1:28.654	44.818	134	22.095	238	21.741	187	238	23	1:29.463	45.443	131	22.437	236	21.583	187	236
9	1:28.482	44.887	133	22.104	237	21.491	186	237	24	1:29.537	45.518	131	22.314	236	21.705	186	236
10	1:28.964	45.144	133	22.233	236	21.587	187	236	25	1:29.787	45.629	131	22.497	235	21.661	187	235
11	1:28.831	45.168	133	22.160	237	21.503	186	237	26	1:29.656	45.554	130	22.410	236	21.692	186	236
12	1:28.802	45.170	134	22.149	237	21.483	186	237	27	1:29.978	45.518	129	22.768	235	21.692	185	235
13	1:29.109	45.290	133	22.290	236	21.529	187	236	28	1:29.661	45.598	129	22.403	237	21.660	186	237
14	1:28.971	45.045	133	22.268	237	21.658	186	237	29	1:29.762	45.600	131	22.435	236	21.727	187	236
15	1:29.298	45.366	133	22.311	236	21.621	186	236	30	1:49.084	47.806	88	29.716	159	31.562	58	159

6 Tunjo, COL / Lukashovich, RUS									theoretical besttime: 1:28.077								
1	3:59.329	3:12.795	129	23.270	232	23.264	185	232	13	1:28.839	44.914	133	22.209	235	21.716	185	235
2	1:29.200	45.367	132	22.252	236	21.581	187	236	14	1:28.800	45.019	133	22.302	235	21.479	187	235
3	1:28.409	44.808	133	22.141	235	21.460	188	235	15	1:29.498	44.971	131	22.519	236	22.008	186	236
4	1:28.287	44.694	132	22.226	236	21.367	187	236	16	1:29.117	45.308	132	22.276	236	21.533	187	236
5	1:28.227	44.666	133	22.149	236	21.412	186	236	17	1:29.117	45.149	131	22.344	236	21.624	185	236
6	1:28.333	44.585	132	22.125	236	21.623	187	236	18	1:29.139	45.250	133	22.367	236	21.522	186	236
7	1:28.381	44.804	131	22.185	236	21.392	185	236	19	1:33.521	45.365	133	22.301	236	25.855	58	236
8	1:28.461	44.711	131	22.283	235	21.467	186	235	20	2:38.340	1:53.995	130	22.611	234	21.734	185	234
9	1:28.442	44.756	133	22.213	235	21.473	187	235	21	1:31.015	46.783		22.432	237	21.800	188	237
10	1:28.382	44.798	133	22.188	235	21.396	186	235	22	1:33.543	45.655	131	22.844	236	25.044	183	236
11	1:28.747	44.903	134	22.347	234	21.497	186	234	23	1:40.967	48.769	121	23.104	234	29.094	58	234
12	1:28.694	45.077	132	22.194	235	21.423	186	235									

7 Schwager, DEU / Ludwig, DEU									theoretical besttime: 1:27.442								
1	3:56.411	3:07.158	126	23.299	230	25.954	155	230	15	1:27.461	44.443	136	21.919	235	21.099	190	235
2	1:37.702	53.257	125	22.690	233	21.755	189	233	16	1:35.238	44.618	136	22.512	235	28.108	59	235
3	1:28.180	44.772	134	22.104	235	21.304	190	235	17	3:31.335	2:45.736	134	23.946	235	21.653	189	235
4	1:28.050	44.525	133	22.053	237	21.472	190	237	18	1:27.919	44.600	136	22.011	237	21.308	187	237
5	1:37.798	44.610	135	22.041	238	31.147	52	238	19	1:27.953	44.554	133	22.218	236	21.181	190	236
6	1:49.901	1:02.884	127	25.231	194	21.786	190	194	20	1:28.060	44.755	136	22.120	236	21.185	190	236
7	1:27.872	44.695	136	21.990	238	21.187	190	238	21	1:32.589	45.013	136	22.279	240	25.297	59	240
8	1:32.614	45.034	135	22.201	237	25.379	59	237	22	4:36.767	3:51.227	113	23.971	235	21.569	189	235
9	3:35.591	2:49.414	127	23.914	232	22.263	186	232	23	1:28.955	45.204	137	22.235	235	21.516	191	235
10	1:36.812	46.591	129	23.529	230	26.692	59	230	24	2:17.692	45.292	136	48.986	55	43.414	59	55
11	5:37.822	4:53.954	135	22.355	234	21.513	190	234	25	6:21.399	5:37.682	136	22.410	233	21.307	189	233
12	1:28.289	44.644	135	21.942	238	21.703	190	238	26	1:28.674	45.119	138	22.221	235	21.334	189	235
13	1:27.501	44.472	135	21.906	237	21.123	190	237	27	1:28.252	44.860	135	22.087	234	21.305	188	234
14	1:27.591	44.559	135	21.900	238	21.132	189	238									



ADAC GT Masters Testday



Sector List Session 3

Provisional

Nürburgring, Length: 3629m

Air temperature: 27.41°C

Track temperature: 31.81°C

Weather condition: Dry

DMSB Reg. Nr.:

Thursday, August 2, 2018 12:50:00

Lap	Time	SE1	SP1	SE2	SP2	SE3	SP3	TSP	Lap	Time	SE1	SP1	SE2	SP2	SE3	SP3	TSP
8 Friedrich, DEU / Arnold, DEU									theoretical besttime: 1:27.519								
1	3:53.543	3:04.612	124	23.932	208	24.999	182	208	16	1:29.549	45.470	136	22.298	235	21.781	188	235
2	1:36.332	49.718	130	23.451	178	23.163	185	178	17	1:29.195	45.124	133	22.205	235	21.866	189	235
3	1:31.082	46.502	134	22.612	232	21.968	187	232	18	1:28.776	44.877	134	22.293	234	21.606	189	234
4	1:28.992	45.027	134	22.367	233	21.598	187	233	19	1:29.479	45.546	134	22.407	234	21.526	188	234
5	1:30.391	45.792	135	22.198	236	22.401	188	236	20	1:29.086	45.182	132	22.221	235	21.683	189	235
6	1:28.502	44.589	131	22.458	235	21.455	188	235	21	1:30.791	46.821	134	22.439	236	21.531	188	236
7	1:28.103	44.509	134	22.196	235	21.398	189	235	22	1:29.087	45.258	132	22.368	235	21.461	189	235
8	1:28.863	44.757	133	22.423	234	21.683	189	234	23	1:36.128	45.524	134	22.622	235	27.982	56	235
9	1:27.794	44.553	135	22.278	235	20.963	188	235	24	9:27.925	8:39.985	126	25.205	189	22.735	186	189
10	1:28.731	44.807	134	22.279	235	21.645	189	235	25	1:31.948	46.984	131	23.183	229	21.781	187	229
11	1:29.373	45.677	133	22.236	235	21.460	188	235	26	1:28.862	45.383	136	22.130	233	21.349	188	233
12	1:28.369	44.767	135	22.125	235	21.477	188	235	27	2:25.599	56.172	80	48.288	72	41.139	58	72
13	1:28.681	45.006	135	22.134	235	21.541	188	235	28	6:10.284	5:24.622	134	22.923	232	22.739	188	232
14	1:28.856	45.033	132	22.265	235	21.558	188	235	29	1:28.690	45.063	133	22.149	235	21.478	188	235
15	1:29.038	45.283	132	22.254	235	21.501	188	235	30	1:28.414	45.039	136	22.047	235	21.328	189	235

9 Dreyspring, DEU / Maggi, CHE									theoretical besttime: 1:28.071								
1	11:49.860	11:04.617	122	23.199	234	22.044	186	234	10	18:46.510	17:57.352	105	26.163	225	22.995	190	225
2	1:30.096	45.569	122	22.762	235	21.765	189	235	11	1:29.758	45.773	131	22.649	237	21.336	186	237
3	1:29.614	45.192	126	22.645	237	21.777	191	237	12	1:28.316	44.774	131	22.267	238	21.275	191	238
4	1:29.842	45.460	125	22.568	236	21.814	187	236	13	1:30.314	45.668	115	23.148	237	21.498	190	237
5	1:29.700	45.374	132	22.575	234	21.751	186	234	14	1:28.949	45.099	133	22.410	235	21.440	192	235
6	1:30.591	46.157	130	22.447	237	21.987	187	237	15	1:36.539	45.154	134	22.379	238	29.006	57	238
7	1:29.636	45.347	130	22.638	236	21.651	189	236	16	7:21.417	6:32.374	127	23.458	219	25.585	187	219
8	1:29.909	45.222	131	22.603	237	22.084	190	237	17	1:28.520	44.982	134	22.190	240	21.348	189	240
9	1:37.046	45.792	126	22.546	237	28.708	57	237	18	1:28.176	44.696	135	22.100	240	21.380	192	240

11 Erhart, DEU / Kaffer, DEU									theoretical besttime: 1:28.142								
1	4:13.101	3:24.630	118	24.762	223	23.709	182	223	15	1:28.710	45.205	131	22.093	237	21.412	187	237
2	1:31.569	47.197	132	22.642	233	21.730	185	233	16	1:28.701	45.045	133	22.179	238	21.477	187	238
3	1:29.126	45.241	133	22.292	235	21.593	187	235	17	1:34.531	45.614	129	22.409	236	26.508	57	236
4	1:28.756	44.980	133	22.336	235	21.440	186	235	18	4:51.081	4:05.895	132	22.845	234	22.341	186	234
5	1:28.824	44.885	133	22.468	236	21.471	185	236	19	1:30.712	46.473	131	22.556	238	21.683	187	238
6	1:28.968	45.171	134	22.364	235	21.433	186	235	20	1:29.580	45.452	132	22.449	236	21.679	187	236
7	1:28.480	44.824	133	22.284	236	21.372	186	236	21	1:29.444	45.366	133	22.490	236	21.588	186	236
8	1:33.287	44.927	133	22.429	236	25.931	57	236	22	1:29.491	45.301	134	22.529	238	21.661	186	238
9	4:46.928	3:58.544	123	26.324	203	22.060	185	203	23	1:32.927	45.677	130	25.298	210	21.952	187	210
10	1:28.655	45.127	133	22.125	236	21.403	187	236	24	1:29.445	45.547	133	22.391	237	21.507	186	237
11	1:28.385	44.749	132	22.189	237	21.447	188	237	25	1:29.519	45.512	133	22.458	236	21.549	188	236
12	1:28.588	44.945	134	22.343	237	21.300	188	237	26	1:29.272	45.305	133	22.448	235	21.519	187	235
13	1:28.698	44.986	133	22.307	237	21.405	188	237	27	1:29.901	45.383	132	22.409	235	22.109	123	235
14	1:32.624	45.176	133	25.859	233	21.589	187	233	28	3:02.756	1:28.214	75	50.873	64	43.669	57	64

12 Spengler, DEU / Vanthoor, BEL									theoretical besttime: 1:27.541								
1	3:58.634	3:13.355	130	22.886	236	22.393	184	236	10	1:28.115	44.616	133	22.235	237	21.264	186	237
2	1:29.117	45.200	127	22.548	236	21.369	186	236	11	1:30.439	44.789	129	22.224		23.426	188	
3	1:27.750	44.534	133	22.047	236	21.169	187	236	12	1:28.384	44.835	131	22.156	237	21.393	186	237
4	1:28.637	44.622	135	22.058	239	21.957	186	239	13	1:28.414	44.624	131	22.222	239	21.568	186	239
5	1:27.809	44.376	133	22.147	238	21.286	187	238	14	1:34.494	44.950	130	22.227	239	27.317	57	239
6	1:28.487	44.659	132	22.132	241	21.696	184	241	15	6:34.690	5:50.723	131	22.440	234	21.527	185	234
7	1:27.753	44.527	133	21.996	238	21.230	186	238	16	1:28.752	45.149	131	22.249	236	21.354	186	236
8	1:33.080	44.542	132	22.359	238	26.179	57	238	17	1:28.415	44.794	133	22.195	237	21.426	186	237
9	7:47.610	7:03.758	129	22.314	234	21.538	185	234	18	1:33.687	45.236	132	22.368	235	26.083	57	235

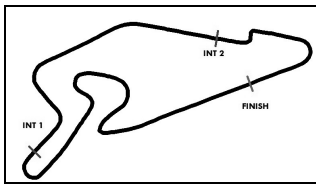
13 Barth, DEU / Hürtgen, DEU									theoretical besttime: 1:28.402								
1	4:32.733	3:46.554	127	23.437	231	22.742	189	231	12	1:28.558	45.089	134	22.070	238	21.399	190	238
2	1:30.795	46.172	135	22.734	233	21.889	186	233	13	1:28.643	45.029	135	22.113	237	21.501	192	237
3	1:30.169	45.369	132	22.559	234	22.241	190	234	14	1:33.997	44.997	134	22.093	240	26.907	58	240
4	1:29.911	45.528	132	22.492	234	21.891	190	234	15	4:40.977	3:56.954	133	22.479	237	21.544	191	237
5	1:35.454	45.676	133	22.503	236	27.275	58	236	16	1:28.645	45.135	136	22.175	238	21.335	190	238
6	4:19.196	3:29.359	122	24.938	179	24.899	175	179	17	1:28.880	45.204	135	22.163	241	21.513	193	241

ver: 1.0

www.adac.de/motorsport

Page 2 / 7 printed: 2.8.2018 13:57





ADAC GT Masters Testday



Sector List Session 3

Provisional

Nürburgring, Length: 3629m

Air temperature: 27.41°C

Track temperature: 31.81°C

Weather condition: Dry

DMSB Reg. Nr.:

Thursday, August 2, 2018 12:50:00

Lap	Time	SE1	SP1	SE2	SP2	SE3	SP3	TSP	Lap	Time	SE1	SP1	SE2	SP2	SE3	SP3	TSP
7	1:45.010	51.097	122	24.276	215	29.637	58	215	18	1:35.138	45.478	130	22.479	236	27.181	58	236
8	6:34.065	5:31.698	124	29.760	138	32.607	58	138	19	5:38.654	4:48.710	131	22.549	228	27.395	58	228
9	4:33.975	3:47.104	131	24.615	204	22.256	188	204	20	7:27.867	6:39.260	131	24.006	232	24.601	190	232
10	1:28.885	45.341	134	22.189	237	21.355	190	237	21	1:29.283	45.488	134	22.200	235	21.595	189	235
11	1:28.616	45.088	136	22.109	236	21.419	191	236	22	1:28.691	45.075	134	22.170	236	21.446	190	236

14 Zöchling, AUT / Klingmann, DEU

theoretical besttime: 1:28.437

1	4:26.693	3:35.464	125	24.014	231	27.215	58	231	15	1:29.212	45.366	132	22.352	235	21.494	188	235
2	2:39.134	1:54.645	129	22.681	233	21.808	186	233	16	1:33.879	45.358	130	22.273	235	26.248	59	235
3	1:29.702	45.531	133	22.516	233	21.655	187	233	17	2:42.062	1:56.484	99	23.640	233	21.938	185	233
4	1:29.965	45.399	132	22.532	235	22.034	186	235	18	1:29.764	45.815	132	22.253	234	21.696	187	234
5	1:29.744	45.678	132	22.288	235	21.778	187	235	19	1:28.988	45.137	133	22.203	234	21.648	186	234
6	1:29.593	45.650	131	22.342	234	21.601	187	234	20	1:29.138	45.278	132	22.292	235	21.568	187	235
7	1:29.893	45.735	132	22.490	234	21.668	187	234	21	1:35.062	45.321	133	22.271	234	27.470	58	234
8	1:34.609	45.748	128	22.557	234	26.304	59	234	22	3:43.087	2:58.879	129	22.513	233	21.695	187	233
9	3:00.330	2:12.480	127	24.396	140	23.454	186	140	23	1:29.146	45.368	133	22.266	235	21.512	187	235
10	1:29.211	45.374	130	22.430	234	21.407	187	234	24	1:29.001	45.256	131	22.173	235	21.572	187	235
11	1:28.666	44.895	133	22.135	234	21.636	187	234	25	1:34.365	45.508	132	22.287	235	26.570	59	235
12	1:28.679	45.063	133	22.179	234	21.437	188	234	26	10:56.755	10:11.951	129	22.786	236	22.018	186	236
13	1:28.918	45.093	133	22.208	234	21.617	187	234	27	1:29.933	45.787	133	22.448	236	21.698	187	236
14	1:29.212	45.433	132	22.293	235	21.486	188	235	28	1:29.558	45.538	131	22.296	236	21.724	186	236

17 Bernhard, DEU / Estre, FRA

theoretical besttime: 1:27.879

1	29:41.626	28:56.867	133	22.845	233	21.914	186	233	9	1:28.077	44.821	136	22.063	236	21.193	189	236
2	1:28.842	45.190	133	22.305	236	21.347	190	236	10	1:28.001	44.788	136	22.091	237	21.122	189	237
3	1:29.338	45.189	135	22.666	235	21.483	189	235	11	1:28.341	44.994	135	22.143	235	21.204	189	235
4	1:28.356	44.903	133	22.149	237	21.304	189	237	12	1:28.572	45.014	136	22.115	235	21.443	189	235
5	1:28.384	44.802	136	22.171	235	21.411	189	235	13	1:34.791	45.145	134	22.011	236	27.635	57	236
6	1:32.735	45.114	136	22.162	236	25.459	57	236	14	7:35.300	6:46.128	132	22.444	236	26.728	187	236
7	4:08.321	3:24.414	132	22.484	234	21.423	187	234	15	1:29.029	45.312	135	22.239	237	21.478	187	237
8	1:28.122	44.872	135	22.170	235	21.080	188	235	16	1:28.451	45.086	135	22.029	237	21.336	189	237

18 de Leener, BEL / Bachler, AUT

theoretical besttime: 1:27.412

1	5:01.214	4:13.455	126	25.250	213	22.509	188	213	15	1:29.389	45.252	133	22.451	235	21.686	187	235
2	1:28.614	44.987	136	22.199	233	21.428	185	233	16	1:29.253	45.407	135	22.327	234	21.519	187	234
3	1:28.135	44.806	138	22.031	234	21.298	188	234	17	1:29.261	45.118	135	22.484	234	21.659	188	234
4	1:27.705	44.502	137	21.970	235	21.233	188	235	18	1:30.144	45.720	133	22.382	235	22.042	188	235
5	1:27.421	44.390	136	21.979	236	21.052	189	236	19	1:29.352	45.148	131	22.607	235	21.597	190	235
6	1:27.846	44.618	137	22.013	235	21.215	188	235	20	1:29.833	45.714	132	22.388	235	21.731	189	235
7	1:33.018	45.383	134	22.342	235	25.293	57	235	21	1:34.299	45.471	133	22.576	236	26.252	57	236
8	6:41.520	5:57.363	132	22.489	233	21.668	187	233	22	5:36.239	4:49.076	125	24.855	216	22.308	187	216
9	1:28.204	44.741	134	22.133	234	21.330	188	234	23	1:31.450	45.368	133	24.098	213	21.984	186	213
10	1:27.941	44.679	136	22.070	235	21.192	188	235	24	1:28.967	45.171	135	22.243	235	21.553	186	235
11	1:29.312	45.795	132	22.272	235	21.245	189	235	25	2:33.104	1:05.527	83	46.292	78	41.285	53	78
12	1:28.038	44.645	136	22.069	235	21.324	188	235	26	5:32.743	4:45.732	134	22.532	234	24.479	188	234
13	1:32.856	44.821	134	22.381	236	25.654	57	236	27	1:29.240	45.217	135	22.519	235	21.504	187	235
14	2:33.618	1:49.302	133	22.521	234	21.795	187	234	28	1:29.024	45.230	135	22.430	235	21.364	188	235

19 Perez Companc, ARG / Perera, FRA

theoretical besttime: 1:26.936

1	3:47.529	3:01.743	126	23.473	225	22.313	185	225	15	1:27.258	44.219	134	21.931	236	21.108	189	236
2	1:29.424	45.438	133	22.398	234	21.588	188	234	16	1:27.473	44.359	132	21.992	235	21.122	188	235
3	1:28.832	44.993	135	22.218	236	21.621	189	236	17	1:35.574	44.680	134	21.947	236	28.947	49	236
4	1:29.465	45.878	133	22.272	236	21.315	189	236	18	3:57.705	3:12.964	128	22.827	233	21.914	187	233
5	1:27.941	44.679	134	22.081	236	21.181	189	236	19	1:28.241	44.687	132	22.240	234	21.314	187	234
6	1:28.760	44.940	134	22.347	237	21.473	188	237	20	1:27.879	44.575	133	22.151	234	21.153	187	234
7	1:28.302	44.679	133	22.134	236	21.489	189	236	21	1:27.765	44.554	133	22.110	235	21.101	187	235
8	1:28.021	44.644	133	22.058	237	21.319	189	237	22	1:28.131	44.764	132	22.086	236	21.281	187	236
9	1:34.625	44.821	133	22.101	237	27.703	49	237	23	1:28.272	44.887	133	22.082	236	21.303	187	236
10	5:28.332	4:44.015	130	22.718	232	21.599	189	232	24	1:28.048	44.818	133	22.036	235	21.194	187	235
11	1:27.923	44.652	134	21.965	236	21.306	189	236	25	1:28.864	45.243	132	22.216	236	21.405	187	236
12	1:30.536	44.231	132	22.082	240	24.223	189	240	26	1:34.066	49.827	119	22.794	235	21.445	187	235
13	1:27.422	44.412	134	21.992	235	21.018	190	235	27	1:28.261	44.778	133	22.147	237	21.336	187	237
14	1:27.194	44.135	134	21.783	237	21.276	189	237	28	2:19.399	44.754	133	50.752	57	43.893	49	57

ver: 1.0

www.adac.de/motorsport

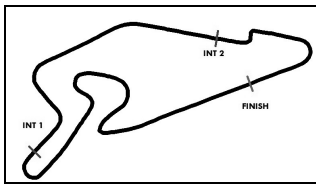
Page 3 / 7 printed: 2.8.2018 13:57



Premium-Serienpartner



SANCTIONED BY THE FIA



ADAC GT Masters Testday



Sector List Session 3

Provisional

Nürburgring, Length: 3629m

Air temperature: 27.41°C

Track temperature: 31.81°C

Weather condition: Dry

DMSB Reg. Nr.:

Thursday, August 2, 2018 12:50:00

Lap	Time	SE1	SP1	SE2	SP2	SE3	SP3	TSP	Lap	Time	SE1	SP1	SE2	SP2	SE3	SP3	TSP
-----	------	-----	-----	-----	-----	-----	-----	-----	-----	------	-----	-----	-----	-----	-----	-----	-----

20 Schramm, DEU / Sylvest, DNK

theoretical besttime: 1:27.615

1	6:44.369	5:54.672	129	24.919	157	24.778	185	157	12	1:27.686	44.565	133	21.996	235	21.125	188	235
2	1:32.782	48.109	131	22.664	232	22.009	185	232	13	1:27.774	44.541	136	21.949	236	21.284	189	236
3	1:30.046	45.630	130	22.607	233	21.809	186	233	14	1:37.304	47.752	124	23.579	232	25.973	58	232
4	1:29.273	45.128	133	22.371	234	21.774	186	234	15	3:55.009	2:56.734	130	25.968	200	32.307	58	200
5	1:29.352	45.168	130	22.528	233	21.656	187	233	16	4:21.504	3:36.299	131	23.330	230	21.875	186	230
6	1:33.954	45.346	132	22.452	233	26.156	58	233	17	1:28.855	45.290	132	22.169	234	21.396	187	234
7	5:27.995	4:43.686	130	22.536	232	21.773	185	232	18	1:28.373	44.959	133	22.098	234	21.316	187	234
8	1:34.356	45.256	133	22.879	232	26.221	58	232	19	1:28.278	44.760	131	22.249	233	21.269	189	233
9	6:04.328	5:17.651	126	23.738	230	22.939	185	230	20	1:28.266	44.908	134	22.146	233	21.212	188	233
10	1:30.086	46.000	133	22.543	231	21.543	187	231	21	2:10.736	45.502	131	44.355	71	40.879	58	71
11	1:27.995	44.661	135	22.065	233	21.269	188	233									

21 Stolz, DEU / Asch, DEU

theoretical besttime: 1:28.037

1	6:22.272	5:37.603	133	22.820	230	21.849	187	230	13	1:29.332	45.193	134	22.380	237	21.759	189	237
2	1:28.320	44.706	136	22.289	233	21.325	188	233	14	1:28.620	44.883	136	22.175	236	21.562	187	236
3	1:28.238	44.737	136	22.139	234	21.362	189	234	15	1:28.741	44.957	135	22.248	236	21.536	189	236
4	1:28.146	44.650	137	22.097	236	21.399	188	236	16	1:33.588	45.052	132	22.213	235	26.323	58	235
5	1:32.862	44.836	137	23.204	180	24.822	188	180	17	10:49.096	10:04.943	134	22.429	233	21.724	186	233
6	1:28.416	44.964	135	22.131	236	21.321	189	236	18	1:28.829	45.171	135	22.151	236	21.507	188	236
7	1:28.054	44.643	136	22.073	236	21.338	189	236	19	1:28.812	45.124	135	22.237	237	21.451	188	237
8	1:33.992	45.171	134	22.298	236	26.523	58	236	20	1:28.761	45.184	135	22.158	236	21.419	189	236
9	2:55.321	2:04.859	129	27.180	189	23.282	188	189	21	1:28.785	44.985	134	22.250	236	21.550	189	236
10	1:29.036	45.242	134	22.346	235	21.448	189	235	22	1:28.933	45.150	134	22.231	236	21.552	188	236
11	1:28.524	44.863	136	22.200	236	21.461	188	236	23	1:29.080	45.278	135	22.329	234	21.473	188	234
12	1:28.611	44.742	134	22.301	235	21.568	187	235	24	2:59.050	1:24.639	78	51.106	69	43.305	59	69

24 Ortmann, DEU / Winkelhock, DEU

theoretical besttime: 1:28.646

1	31:47.209	30:54.391	100	29.088	177	23.730	185	177	5	1:28.914	44.876	132	22.217	235	21.821	188	235
2	1:30.612	45.465	131	23.208	232	21.939	186	232	6	1:40.062	48.605	128	23.958	223	27.499	58	223
3	1:29.324	45.213	131	22.558	235	21.553	186	235	7	8:28.595	7:13.890	90	37.559	108	37.146	55	108
4	1:31.115	44.967	130	24.077	221	22.071	187	221									

25 Feller, CHE / Haase, DEU

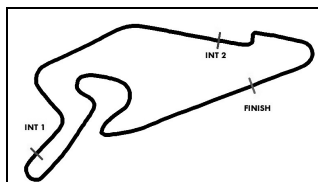
theoretical besttime: 1:27.444

1	3:51.730	2:58.531	127	28.382	129	24.817	183	129	13	1:28.736	44.723	132	22.666	233	21.347	186	233
2	1:28.984	45.071	134	22.440	234	21.473	185	234	14	1:27.865	44.452	134	22.194	234	21.219	186	234
3	1:28.528	44.857	135	22.321	235	21.350	186	235	15	1:28.059	44.598	134	22.128	234	21.333	185	234
4	1:29.154	44.754	130	22.184	237	22.216	186	237	16	1:27.574	44.468	135	22.026	235	21.080	186	235
5	1:31.873	45.504	125	24.286	219	22.083	186	219	17	1:27.767	44.548	134	22.084	236	21.135	186	236
6	1:28.618	44.769	133	22.280	236	21.569	185	236	18	1:28.386	44.382	133	21.982	235	22.022	179	235
7	1:40.357	50.423	115	23.507	234	26.427	57	234	19	1:28.594	44.809	133	22.349	234	21.436	186	234
8	2:32.870	1:48.623	131	22.604	234	21.643	184	234	20	1:27.808	44.403	134	22.106	235	21.299	186	235
9	1:29.052	45.118	133	22.282	235	21.652	185	235	21	1:34.055	44.987	131	22.336	235	26.732	57	235
10	1:34.383	45.151	130	22.533	235	26.699	58	235	22	17:09.529	16:18.809	94	26.297	186	24.423	171	186
11	7:06.166	6:16.594	127	25.231	207	24.341	181	207	23	1:38.154	49.197	92	25.373	194	23.584	165	194
12	1:31.997	46.998	130	23.166	229	21.833	184	229	24	1:39.056	49.658	132	22.591	234	26.807	123	234

26 Schmidt, CHE / Mücke, DEU

theoretical besttime: 1:27.798

1	5:05.758	4:09.754	114	26.091	194	29.913	57	194	10	1:28.737	45.020	133	22.326	236	21.391	186	236
2	4:07.052	3:21.734	132	22.901	230	22.417	186	230	11	1:34.112	45.022	133	22.326	236	26.764	57	236
3	1:30.013	45.623	130	22.535	235	21.855	188	235	12	8:41.947	7:57.466	130	22.646	234	21.835	186	234
4	1:30.025	45.193	133	23.158	237	21.674	187	237	13	1:29.166	45.294	132	22.456	235	21.416	187	235
5	1:27.958	44.578	134	22.052	236	21.328	187	236	14	1:28.803	45.212	133	22.243	237	21.348	187	237
6	1:27.995	44.760	134	22.067	237	21.168	187	237	15	1:33.949	44.967	131	22.348	237	26.634	57	237
7	1:36.127	44.644	131	22.611	235	28.872	57	235	16	11:50.509	11:05.145	129	23.302	232	22.062	184	232
8	11:09.223	10:22.579	130	22.534	234	24.110	182	234	17	1:30.006	45.977	130	22.446	231	21.583	187	231
9	1:29.286	44.984	134	22.713	236	21.589	186	236	18	1:31.505	45.110	134	22.326	236	24.069	188	236



ADAC GT Masters Testday



Sector List Session 3

Provisional

DMSB Reg. Nr.:

Thursday, August 2, 2018 12:50:00

Nürburgring, Length: 3629m

Air temperature: 27.41°C

Track temperature: 31.81°C

Weather condition: Dry

Lap	Time	SE1	SP1	SE2	SP2	SE3	SP3	TSP	Lap	Time	SE1	SP1	SE2	SP2	SE3	SP3	TSP
28 van der Linde, ZAF / van der Linde, ZAF									theoretical besttime: 1:27.628								
1	3:54.585	3:09.583	132	23.042	230	21.960	183	230	16	1:28.248	44.714	130	22.219	237	21.315	186	237
2	1:29.325	45.156	132	22.265	231	21.904	189	231	17	1:28.659	44.894	131	22.339	236	21.426	186	236
3	1:27.852	44.409	134	22.028	237	21.415	186	237	18	1:28.674	44.926	131	22.212	237	21.536	186	237
4	1:27.937	44.423	137	22.239	236	21.275	187	236	19	1:28.595	44.946	133	22.212	235	21.437	186	235
5	1:33.317	44.706	132	22.923	236	25.688	58	236	20	1:28.812	44.935	131	22.399	237	21.478	185	237
6	6:37.237	5:53.701	133	22.304	234	21.232	185	234	21	1:29.582	45.853	129	22.305	237	21.424	187	237
7	1:27.792	44.524	133	22.077	236	21.191	186	236	22	1:28.732	44.967	130	22.287	237	21.478	185	237
8	1:34.193	44.461	133	22.734	233	26.998	58	233	23	1:28.839	45.117	131	22.307	237	21.415	186	237
9	3:57.623	3:05.090	129	24.799	176	27.734	57	176	24	1:28.855	45.090	131	22.407	236	21.358	187	236
10	2:50.692	2:02.449	104	25.972	191	22.271	185	191	25	1:29.379	45.120	133	22.495	237	21.764	186	237
11	1:28.838	45.260	133	22.255	236	21.323	185	236	26	1:29.180	45.335	131	22.360	237	21.485	186	237
12	1:28.251	44.589	132	22.269	236	21.393	186	236	27	2:31.627	1:06.032	78	48.091	78	37.504	57	78
13	1:28.164	44.641	134	22.224	236	21.299	186	236	28	5:23.450	4:33.688	132	22.953	232	26.809	58	232
14	1:28.259	44.740	133	22.199	237	21.320	186	237	29	2:36.314	1:52.004	129	22.516	237	21.794	184	237
15	1:28.468	44.811	134	22.295	236	21.362	186	236									

29 Dennis, GBR / Mies, DEU									theoretical besttime: 1:27.358								
1	4:41.868	3:55.182	123	23.487	228	23.199	180	228	12	4:00.840	3:14.939	126	23.261	228	22.640	183	228
2	1:32.117	47.147	131	22.617	233	22.353	186	233	13	1:38.227	47.524	126	24.413	159	26.290	185	159
3	1:28.216	44.890	136	22.049	235	21.277	187	235	14	1:30.064	44.980	132	22.720	232	22.364	187	232
4	1:27.618	44.587	133	21.961	236	21.070	187	236	15	1:27.944	44.672	134	22.040	235	21.232	186	235
5	1:30.539	44.583	133	21.915	236	24.041	187	236	16	1:27.579	44.432	134	22.008	236	21.139	187	236
6	1:27.458	44.530	133	21.906	236	21.022	187	236	17	1:27.678	44.673	135	21.967	235	21.038	187	235
7	1:35.907	44.730	135	22.884	222	28.293	57	222	18	1:27.750	44.666	133	21.990	236	21.094	187	236
8	8:54.214	8:07.850	124	23.140	231	23.224	185	231	19	1:33.703	44.548	133	22.029	236	27.126	58	236
9	1:28.263	45.041	133	22.042	235	21.180	186	235	20	4:23.821	3:36.112	132	22.228	236	25.481	57	236
10	1:27.748	44.688	133	21.904	236	21.156	186	236	21	3:35.369	2:48.682	125	24.165	229	22.522	181	229
11	1:32.916	44.651	133	22.002	236	26.263	57	236	22	2:42.307	1:13.870	79	47.533	79	40.904	53	79

33 Salaquarda, CZE / Stippler, DEU									theoretical besttime: 1:27.676								
1	3:55.662	3:09.167	130	23.899	230	22.596	184	230	14	2:38.440	1:54.335	132	22.434	236	21.671	187	236
2	1:29.534	45.521	132	22.370	236	21.643	188	236	15	1:28.758	45.040	133	22.278	238	21.440	188	238
3	1:28.187	44.703	132	22.150	237	21.334	189	237	16	1:28.839	44.953	132	22.217	239	21.669	188	239
4	1:27.996	44.442	135	22.097	238	21.457	189	238	17	1:28.428	44.814	131	22.153	239	21.461	189	239
5	1:29.539	44.987	130	22.783	237	21.769	188	237	18	1:28.573	44.918	132	22.191	238	21.464	188	238
6	1:28.256	44.663	133	22.076	241	21.517	188	241	19	1:28.429	44.792	133	22.195	240	21.442	188	240
7	1:28.199	44.931	134	21.991	240	21.277	187	240	20	1:28.837	45.014	133	22.237	239	21.586	186	239
8	1:28.638	44.747	133	22.501	238	21.390	188	238	21	1:28.844	45.146	132	22.210	239	21.488	189	239
9	1:28.230	44.773	132	22.109	237	21.348	187	237	22	1:28.666	44.964	132	22.229	238	21.473	188	238
10	1:28.425	44.840	134	22.123	237	21.462	187	237	23	1:28.995	45.091	132	22.264	239	21.640	188	239
11	1:28.482	45.070	133	22.169	238	21.243	189	238	24	1:34.110	45.161	130	22.706	236	26.243	57	236
12	1:28.427	44.862	133	22.143	238	21.422	189	238	25	9:21.383	8:29.354	118	28.159	162	23.870	185	162
13	1:33.706	45.178	133	22.273	238	26.255	57	238	26	8:04.385	7:10.700	120	23.865	207	29.820	49	207

35 Judek, DEU / Eriksson, SWE									theoretical besttime: 1:28.216								
1	6:08.618	5:12.272	113	26.527	222	29.819	57	222	10	1:44.545	47.197	131	23.086	231	34.262	55	231
2	4:33.078	3:46.841	125	23.754	231	22.483	185	231	11	5:46.991	5:01.706	130	23.492	229	21.793	183	229
3	1:31.819	46.077	130	23.314	236	22.428	186	236	12	1:28.992	45.164	131	22.375	234	21.453	186	234
4	1:30.719	46.408	133	22.771	235	21.540	186	235	13	1:28.216	44.684	134	22.245	236	21.287	186	236
5	1:29.409	45.391	135	22.462	235	21.556	186	235	14	1:28.261	44.718	135	22.246	237	21.297	186	237
6	1:28.755	44.938	134	22.359	234	21.458	186	234	15	1:34.658	49.815	131	23.122	224	21.721	186	224
7	1:29.000	45.152	134	22.383	236	21.465	187	236	16	1:33.550	45.327	133	22.339	237	25.884	57	237
8	1:34.727	45.536	132	22.895	234	26.296	57	234	17	15:59.190	15:15.256	133	22.494	232	21.440	186	232
9	8:50.677	8:03.639	127	24.136	198	22.902	184	198	18	1:28.906	45.129	132	22.394	234	21.383	186	234

42 Jensen, DEN / Scheider, DEU									theoretical besttime: 1:27.999								
1	4:17.045	3:27.285	125	26.047	171	23.713	187	171	13	1:28.897	45.360	134	22.050	238	21.487	189	238
2	1:29.875	45.663	133	22.531	237	21.681	188	237	14	1:28.867	45.217	133	22.147	239	21.503	189	239
3	1:28.927	45.313	134	22.168	238	21.446	189	238	15	1:28.752	45.135	135	22.033	239	21.584	190	239
4	1:28.969	45.175	134	22.253	238	21.541	188	238	16	1:28.890	45.306	133	22.099	240	21.485	189	240
5	1:35.525	45.225	133	22.242	238	28.058	59	238	17	1:33.863	45.433	133	22.498	235	25.932	59	235

ver: 1.0

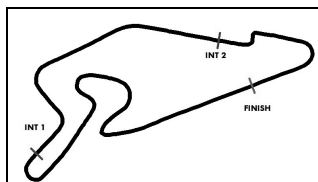
www.adac.de/motorsport

Page 5/7 printed: 2.8.2018 13:57



Premium-Serienpartner





ADAC GT Masters Testday



Sector List Session 3

Provisional

Nürburgring, Length: 3629m

Air temperature: 27.41°C

Track temperature: 31.81°C

Weather condition: Dry

DMSB Reg. Nr.:

Thursday, August 2, 2018 12:50:00

Lap	Time	SE1	SP1	SE2	SP2	SE3	SP3	TSP	Lap	Time	SE1	SP1	SE2	SP2	SE3	SP3	TSP
6	4:01.703	3:10.092	120	27.620	136	23.991	188	136	18	8:37.151	7:52.342	131	22.744	234	22.065	188	234
7	1:28.972	45.380	134	22.192	237	21.400	189	237	19	1:29.374	45.627	135	22.163	237	21.584	188	237
8	1:28.286	44.874	135	22.056	238	21.356	189	238	20	2:30.405	1:03.633	80	47.881	75	38.891	59	75
9	1:28.013	44.766	137	22.047	239	21.200	189	239	21	5:31.761	4:45.921	119	23.410	222	22.430	187	222
10	1:28.244	44.855	134	22.137	238	21.252	189	238	22	1:29.923	45.920	135	22.279	238	21.724	187	238
11	1:33.416	44.892	136	22.184	227	26.340	59	227	23	1:29.515	45.553	133	22.291	239	21.671	188	239
12	10:06.970	9:19.548	107	24.875	225	22.547	187	225									

43 Marschall, DEU / Bouveng, SWE

theoretical besttime: 1:28.102

1	4:05.588	3:19.699	118	23.725	233	22.164	190	233	12	10:16.251	9:32.328	133	22.377	237	21.546	189	237
2	1:30.609	46.014	132	22.558	238	22.037	188	238	13	1:28.751	45.181	135	22.127	239	21.443	190	239
3	1:32.361	45.839	134	22.487	239	24.035	191	239	14	1:28.678	45.211	134	22.109	238	21.358	189	238
4	1:31.224	45.484	133	22.410	238	23.330	188	238	15	1:28.622	45.194	134	22.069	239	21.359	190	239
5	1:34.150	45.456	133	22.310	237	26.384	59	237	16	1:30.260	45.321	134	22.215	239	22.724	191	239
6	3:42.492	2:55.087	93	24.782	223	22.623	187	223	17	1:33.494	45.319	133	22.276	239	25.899	59	239
7	1:31.530	46.862	115	22.913	237	21.755	189	237	18	8:04.191	7:16.970	132	22.451	237	24.770	190	237
8	1:28.559	45.053	135	22.174	239	21.332	190	239	19	1:29.215	45.327	135	22.348	238	21.540	189	238
9	1:28.213	44.996	135	21.980	241	21.237	191	241	20	2:18.263	45.483	133	47.878	63	44.902	59	63
10	1:28.314	44.885	133	22.061	240	21.368	190	240	21	6:27.174	5:42.367	129	22.720	237	22.087	187	237
11	1:33.592	45.066	135	22.111	237	26.415	59	237	22	1:35.298	46.319	132	22.529	236	26.450	59	236

47 Pommer, DEU / Götz, DEU

theoretical besttime: 1:27.249

1	4:03.824	3:12.282	129	23.467	223	28.075	59	223	14	1:27.996	44.662	135	22.076	235	21.258	187	235
2	2:39.775	1:53.490	89	23.744	200	22.541	184	200	15	1:28.072	44.591	133	22.324	235	21.157	188	235
3	1:35.387	46.646	133	23.388	191	25.353	185	191	16	1:28.110	44.605	134	22.131	235	21.374	187	235
4	1:43.574	48.919	118	25.830	205	28.825	58	205	17	1:28.066	44.733	135	22.101	235	21.232	187	235
5	7:26.399	6:40.528	123	23.210	225	22.661	182	225	18	1:28.156	44.702	136	22.074	235	21.380	187	235
6	1:31.312	46.758	130	22.731	232	21.823	186	232	19	1:28.182	44.719	133	22.102	234	21.361	188	234
7	1:30.773	46.643	127	22.814	230	21.316	188	230	20	1:33.108	44.825	135	22.162	236	26.121	59	236
8	1:27.475	44.668	137	21.923	234	20.884	189	234	21	6:34.838	5:49.673	129	22.965	231	22.200	150	231
9	1:27.507	44.627	137	21.856	234	21.024	187	234	22	2:46.885	1:15.711	95	48.741	73	42.433	57	73
10	1:27.340	44.519	137	21.846	235	20.975	189	235	23	5:59.166	5:13.954	131	23.141	214	22.071	187	214
11	1:34.621	44.993	132	22.772	221	26.856	59	221	24	1:30.091	46.229	131	22.539	229	21.323	188	229
12	4:41.077	3:56.343	129	22.764	229	21.970	187	229	25	1:46.865	44.918	134	26.310	134	35.637	59	134
13	1:29.280	45.444	133	22.241	234	21.595	187	234									

48 Dontje, NLD / Buhk, DEU

theoretical besttime: 1:27.909

1	9:15.118	8:24.852	126	24.235	174	26.031	185	174	14	1:29.219	45.252	135	22.380	236	21.587	188	236
2	1:30.010	45.430	133	23.029	231	21.551	187	231	15	1:28.564	45.157	133	22.021	237	21.386	188	237
3	1:28.649	45.104	134	22.189	236	21.356	189	236	16	1:28.299	44.804	134	22.129	236	21.366	188	236
4	1:28.594	45.140	133	22.149	236	21.305	187	236	17	1:33.299	45.081	133	22.160	237	26.058	59	237
5	1:28.426	44.957	135	22.073	235	21.396	189	235	18	8:04.484	7:13.948	90	26.285	222	24.251	160	222
6	1:36.293	45.047	136	22.189	236	29.057	52	236	19	1:37.527	51.159	125	23.198	227	23.170	182	227
7	5:30.991	4:39.797	134	22.970	162	28.224	188	162	20	1:34.873	49.424	131	23.439	231	22.010	188	231
8	1:28.425	44.960	135	22.024	236	21.441	188	236	21	1:29.109	45.198	136	22.252	234	21.659	189	234
9	1:28.336	44.694	136	22.294	235	21.348	188	235	22	2:34.807	1:10.370	84	46.524	79	37.913	59	79
10	1:28.272	44.722	137	22.056	237	21.494	186	237	23	5:13.435	4:22.520	124	23.449	228	27.466	186	228
11	1:32.692	45.356	135	22.059	236	25.277	188	236	24	1:28.990	45.239	136	22.140	235	21.611	188	235
12	1:28.434	44.863	134	22.092	236	21.479	188	236	25	1:28.081	44.727	136	21.910	236	21.444	188	236
13	1:28.854	45.140	134	22.068	235	21.646	188	235									

50 Geipel, DEU / Frey, CHE

theoretical besttime: 1:28.700

1	7:17.552	6:26.242	125	26.113	182	25.197	180	182	13	1:35.797	45.537	135	22.365	236	27.895	53	236
2	1:30.031	45.746	131	22.585	233	21.700	186	233	14	4:15.813	3:23.099	109	29.468	176	23.246	185	176
3	1:29.521	45.361	135	22.576	234	21.584	186	234	15	1:30.066	45.617	132	22.673	235	21.776	185	235
4	1:29.210	45.369	130	22.474	235	21.367	186	235	16	1:47.419	46.816	107	30.898	183	29.705	186	183
5	1:29.218	45.186	134	22.176	236	21.856	186	236	17	1:33.838	45.453	131	24.399	193	23.986	187	193
6	1:29.278	45.443	134	22.330	235	21.505	186	235	18	1:29.394	45.406	134	22.528	236	21.460	187	236
7	1:29.257	45.299	134	22.346	235	21.612	186	235	19	1:29.322	45.241	132	22.590	236	21.491	186	236
8	1:33.730	45.236	134	22.565	234	25.929	57	234	20	1:38.571	45.937	129	23.518	209	29.116	57	209
9	4:24.256	3:40.250	133	22.402	235	21.604	187	235	21	6:10.328	5:25.458	131	22.864	231	22.006	186	231
10	1:30.080	45.287	134	22.425	235	22.368	185	235	22	1:30.358	45.846	131	22.649	235	21.863	188	235
11	1:29.674	45.687	133	22.432	236	21.555	186	236	23	2:30.648	1:06.272	85	45.737	79	38.639	57	79

ver: 1.0

www.adac.de/motorsport

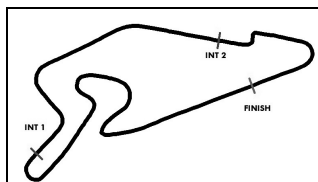
Page 6 / 7 printed: 2.8.2018 13:57



Premium-Serienpartner



Sanctioned by the FIA



ADAC GT Masters Testday



Sector List Session 3

Provisional

Nürburgring, Length: 3629m

Air temperature: 27.41°C

Track temperature: 31.81°C

Weather condition: Dry

DMSB Reg. Nr.:

Thursday, August 2, 2018 12:50:00

Lap	Time	SE1	SP1	SE2	SP2	SE3	SP3	TSP	Lap	Time	SE1	SP1	SE2	SP2	SE3	SP3	TSP
12	1:29.085	45.157	135	22.298	236	21.630	185	236									

53 Vainio, FIN / Beretta, ITA

theoretical besttime: 1:28.182

1	4:21.642	3:33.850	119	24.268	231	23.524	183	231	12	1:33.933	45.387	132	22.361	236	26.185	57	236
2	1:30.406	46.349	132	22.547	234	21.510	187	234	13	6:40.282	5:56.226	130	22.454	235	21.602	185	235
3	1:28.825	44.804	133	22.589	235	21.432	187	235	14	1:29.776	45.517	133	22.550	237	21.709	186	237
4	1:28.296	44.877	136	22.096	235	21.323	187	235	15	1:29.366	45.155	128	22.406	236	21.805	185	236
5	1:28.683	44.892	131	22.316	237	21.475	188	237	16	1:37.359	46.256	130	23.315	185	27.788	57	185
6	1:33.984	45.302	132	22.309	239	26.373	57	239	17	9:10.963	8:25.119	132	23.327	203	22.517	185	203
7	6:48.101	6:03.994	128	22.500	234	21.607	186	234	18	1:29.811	45.500	133	22.643	235	21.668	186	235
8	1:29.050	45.185	132	22.303	235	21.562	186	235	19	1:29.450	45.255	133	22.523	235	21.672	186	235
9	1:28.602	45.076	133	22.244	235	21.282	187	235	20	2:30.271	1:09.875	85	43.639	79	36.757	57	79
10	1:28.808	45.150	130	22.341	236	21.317	186	236	21	6:28.273	5:43.227	131	22.920	232	22.126	184	232
11	1:28.617	45.051	131	22.195	236	21.371	188	236	22	1:29.879	45.621	131	22.603	234	21.655	184	234

69 Slooten, DEU / Luhr, DEU

theoretical besttime: 1:28.178

1	8:25.021	7:34.991	117	26.414	195	23.616	184	195	14	1:29.122	45.445	133	22.297	235	21.380	187	235
2	1:31.869	47.230	131	22.675	234	21.964	187	234	15	1:29.192	45.329	134	22.297	235	21.566	187	235
3	1:29.659	45.432	130	22.425	235	21.802	187	235	16	1:29.678	45.441	131	22.353	236	21.884	189	236
4	1:28.402	44.891	131	22.056	237	21.455	188	237	17	1:29.290	45.232	132	22.372	236	21.686	189	236
5	1:28.254	44.857	128	22.115	236	21.282	189	236	18	1:29.777	45.601	130	22.509	235	21.667	186	235
6	1:28.331	44.863	131	22.039	238	21.429	189	238	19	1:29.282	45.363	131	22.338	236	21.581	188	236
7	1:33.452	45.638	133	22.263	236	25.551	57	236	20	1:30.001	45.774	132	22.605	235	21.622	187	235
8	4:58.535	4:14.849	133	22.231	234	21.455	187	234	21	1:40.614	52.067	127	22.893	235	25.654	57	235
9	1:29.175				235	21.427	187	235	22	2:40.080	1:51.793	130	22.544	236	25.743	57	236
10	1:28.997	45.234	130	22.420	235	21.343	187	235	23	2:37.558	1:53.244	131	22.580	234	21.734	187	234
11	1:28.679	45.084	134	22.296	236	21.299	187	236	24	1:29.638	45.519	132	22.550	235	21.569	187	235
12	1:29.700	45.365	132	22.526	235	21.809	188	235	25	2:16.004	46.450	130	46.002	71	43.552	57	71
13	1:28.670	45.027	132	22.222	236	21.421	187	236									

82 Ineichen, CHE / Engelhart, DEU

theoretical besttime: 1:27.011

1	3:44.745	2:58.841	130	23.505	228	22.399	186	228	15	1:27.828	44.762	135	22.032	236	21.034	188	236
2	1:28.175	44.732	133	22.128	234	21.315	188	234	16	1:27.853	44.629	134	21.993	233	21.231	188	233
3	1:27.471	44.377	135	21.953	235	21.141	188	235	17	1:27.290	44.287	135	22.016	234	20.987	188	234
4	1:27.447	44.320	135	21.997	235	21.130	188	235	18	1:33.463	44.489	136	22.129	235	26.845	49	235
5	1:27.285	44.277	131	21.931	235	21.077	189	235	19	4:27.326	3:42.716	129	22.269	235	22.341	189	235
6	1:27.023	44.177	135	21.847	237	20.999	189	237	20	1:28.890	44.494	134	22.008	237	22.388	190	237
7	1:27.637	44.299	135	21.971	236	21.367	189	236	21	1:27.485	44.313	134	22.062	234	21.110	188	234
8	1:33.866	44.597	134	22.175	235	27.094	49	235	22	1:27.752	44.585	134	22.014	236	21.153	188	236
9	2:50.972	2:07.312	133	22.268	235	21.392	186	235	23	1:33.573	44.575	133	21.991	238	27.007	49	238
10	1:28.155	44.897	133	22.191	235	21.067	187	235	24	3:56.200	3:04.559	125	26.182	168	25.459	188	168
11	1:28.296	44.979	133	22.177	236	21.140	187	236	25	1:30.158	45.027	134	22.275	234	22.856	191	234
12	1:34.134	45.017	131	22.167	239	26.950	49	239	26	1:27.859	44.679	135	22.039	235	21.141	187	235
13	3:14.424	2:29.676	127	22.825	234	21.923	187	234	27	2:05.610	44.568	135	34.403	77	46.639	49	77
14	1:28.532	44.842	132	22.389	237	21.301	188	237									

84 Assenheimer, DEU / Marciello, CHE

theoretical besttime: 1:28.469

1	12:23.593	11:35.520	122	24.940	219	23.133	183	219	9	1:30.045	45.547	132	22.526	232	21.972	187	232
2	1:31.385	46.098	134	23.289	226	21.998	186	226	10	1:34.658	45.553	130	22.714	231	26.391	59	231
3	1:39.159	45.062	131	23.352	166	30.745	58	166	11	8:28.189	7:39.893	122	24.971	160	23.325	185	160
4	6:57.065	6:11.928	131	22.820	231	22.317	186	231	12	1:42.990	46.482	131	26.069	189	30.439	59	189
5	1:30.777	46.155	130	22.682	233	21.940	186	233	13	4:14.369	2:47.678	79	47.185	79	39.506	59	79
6	1:36.051	45.027	134	22.487	197	28.537	58	197	14	5:59.738	5:13.892	126	23.787	212	22.059	186	212
7	7:21.914	6:37.182	133	22.737		21.995	186		15	1:28.902	45.319	135	22.126	235	21.457	188	235
8	1:29.507	45.330	134	22.449	232	21.728	186	232	16	1:42.052	44.905	135	22.107	227	35.040	59	227

99 Renauer, DEU / Jaminet, FRA

theoretical besttime: 1:28.721

1	40:32.921	39:47.572	131	23.393	233	21.956	187	233	5	1:28.839	45.109	133	22.274	233	21.456	188	233
2	1:29.126	45.151	133	22.305	235	21.670	188	235	6	1:28.958	45.050	133	22.235	233	21.673	188	233
3	1:28.849	45.032	131	22.363	233	21.454	186	233	7	1:33.857	45.163	133	22.384	233	26.310	57	233
4	1:29.574	45.193	133	22.237	234	22.144	188	234									