

# ADAC GT Masters Testday



## Sector List Session 2

Provisional

Nürburgring, Length: 3629m

Air temperature: 28°C

Track temperature: 41.2°C

Weather condition: Dry

DMSB Reg. Nr.:

Thursday, August 2, 2018 10:40:00

Lap	Time	SE1	SP1	SE2	SP2	SE3	SP3	TSP	Lap	Time	SE1	SP1	SE2	SP2	SE3	SP3	TSP
<b>1</b>	<b>Kirchhöfer, DEU / Keilwitz, DEU</b>								<b>theoretical besttime: 1:28.351</b>								
1	10:48.154	9:58.987	113	25.192	198	23.975	186	198	12	1:29.052	45.167	135	22.299	241	21.586	191	241
2	1:37.037	50.317	102	24.211	233	22.509	187	233	13	1:28.790	45.142	134	22.271	237	21.377	191	237
3	1:29.460	45.684	133	22.312	237	21.464	191	237	14	1:34.003	45.417	135	22.299	237	26.287	58	237
4	1:28.443	44.914	135	22.168	237	21.361	189	237	15	7:03.114	6:19.147	133	22.405	233	21.562	191	233
5	<b>1:28.351</b>	<b>44.904</b>	134	<b>22.135</b>	<b>242</b>	<b>21.312</b>	190	<b>242</b>	16	1:29.199	45.273	133	22.369	241	21.557	191	241
6	1:33.617	44.941	134	22.262	237	26.414	58	237	17	1:29.212	45.148	132	22.348	235	21.716	191	235
7	6:01.354	5:15.807	127	22.892	234	22.655	189	234	18	1:34.375	45.322	134	22.468	234	26.585	58	234
8	1:29.694	45.447	133	22.630	242	21.617	191	242	19	5:47.616	5:03.239	128	22.768	234	21.609	192	234
9	1:28.586	45.012	135	22.240	237	21.334	191	237	20	1:29.052	45.350	134	22.280	235	21.422	191	235
10	1:34.253	45.164	135	22.298	237	26.791	58	237	21	1:36.781	45.459	133	22.626	238	28.696	59	238
11	6:27.957	5:44.196	133	22.319	235	21.442	191	235									

<b>5</b>	<b>Hofer, AUT / Ellis, GBR</b>								<b>theoretical besttime: 1:27.494</b>								
1	6:17.458	5:30.359	129	24.235	229	22.864	185	229	12	1:33.413	45.257	131	22.466	235	25.690	57	235
2	1:31.202	46.529	131	22.688	235	21.985	186	235	13	13:17.255	12:29.637	125	25.713	216	21.905	185	216
3	1:29.893	45.451	131	22.485	237	21.957	187	237	14	1:28.920	45.398	135	22.176	234	21.346	187	234
4	1:29.980	45.751	132	22.408	237	21.821	187	237	15	1:28.572	44.741	134	22.550	235	21.281	188	235
5	1:30.253	46.052	132	22.537	235	21.664	187	235	16	1:27.707	44.468	134	22.016	235	<b>21.223</b>	<b>187</b>	235
6	1:29.009	45.251	132	22.228	237	21.530	187	237	17	<b>1:27.673</b>	<b>44.292</b>	<b>135</b>	<b>21.979</b>	<b>235</b>	21.402	187	235
7	1:33.944	45.231	134	22.589	235	26.124	57	235	18	1:33.823	44.997	132	22.487	234	26.339	57	234
8	9:19.112	8:34.826	132	22.478	235	21.808	186	235	19	3:39.224	2:55.276	131	22.463	233	21.485	188	233
9	1:29.735	45.570	130	22.495	236	21.670	187	236	20	1:28.321	44.788	133	22.118	235	21.415	188	235
10	1:29.173	45.277	132	22.319	236	21.577	186	236	21	1:28.162	44.617	135	22.139	235	21.406	189	235
11	1:29.169	45.250	132	22.319	236	21.600	186	236	22	1:32.877	44.685	134	22.200	238	25.992	57	<b>238</b>

<b>6</b>	<b>Tunjo, COL / Lukashevich, RUS</b>								<b>theoretical besttime: 1:27.658</b>								
1	6:18.979	5:31.495	129	24.602	226	22.882	184	226	12	1:28.225	44.789	133	21.998	238	21.438	188	238
2	1:30.712	46.217	130	22.631	237	21.864	187	237	13	1:35.671	45.825	122	22.608	235	27.238	58	235
3	1:29.639	45.622	133	22.378	237	21.639	188	237	14	14:20.171	13:13.147	96	33.729	138	33.295	58	138
4	1:30.063	45.614	129	22.398	<b>238</b>	22.051	188	<b>238</b>	15	10:43.508	9:58.726	132	23.001	229	21.781	187	229
5	1:36.134	45.786	132	22.428	238	27.920	58	238	16	1:28.927	45.390	134	22.185	233	21.352	188	233
6	3:13.730	2:25.181	130	24.789	180	23.760	167	180	17	1:28.003	44.774	135	22.010	234	<b>21.219</b>	<b>188</b>	234
7	1:36.580	50.588	133	23.441	232	22.551	186	232	18	1:33.886	48.431	113	23.589	231	21.866	187	231
8	1:38.694	48.304	132	26.936	93	23.454	187	93	19	1:28.285	44.906	134	22.058	234	21.321	189	234
9	1:28.494	45.194	134	<b>21.938</b>	237	21.362	187	237	20	<b>1:27.998</b>	44.639	134	22.055	235	21.304	188	235
10	1:28.746	44.929	134	22.045	237	21.772	188	237	21	1:28.101	<b>44.501</b>	<b>135</b>	22.226	236	21.374	189	236
11	1:28.189	44.713	133	22.073	238	21.403	187	238									

<b>7</b>	<b>Schwager, DEU / Ludwig, DEU</b>								<b>theoretical besttime: 1:27.214</b>								
1	6:09.896	5:20.551	126	25.116	208	24.229	188	208	13	1:35.841	46.477	133	22.785	231	26.579	58	231
2	1:32.961	46.035	106	24.845	233	22.081	189	233	14	7:01.668	6:17.553	136	22.419	235	21.696	188	235
3	1:30.215	45.294	133	22.458	235	22.463	190	235	15	1:27.935	44.671	134	22.023	235	21.241	189	235
4	1:28.930	45.169	133	22.197	237	21.564	188	237	16	1:27.425	<b>44.252</b>	<b>136</b>	22.103	237	21.070	190	237
5	1:29.300	45.452	132	22.164	236	21.684	188	236	17	<b>1:27.381</b>	44.419	137	<b>21.923</b>	<b>238</b>	<b>21.039</b>	<b>191</b>	<b>238</b>
6	1:28.795	45.030	136	22.188	237	21.577	189	237	18	1:32.041	44.666	134	21.967	237	25.408	58	237
7	1:28.616	44.978	135	22.235	236	21.403	189	236	19	4:41.975	3:57.364	126	22.715	234	21.896	190	234
8	1:34.262	45.351	133	22.375	236	26.536	59	236	20	1:31.670	45.498	104	24.552	234	21.620	190	234
9	4:53.802	4:09.882	133	22.400	234	21.520	189	234	21	1:28.731	44.639	133	22.029	235	22.063	191	235
10	1:29.165	45.336	134	22.197	236	21.632	186	236	22	1:28.208	44.773	136	22.199	235	21.236	190	235
11	1:34.204	45.645	133	22.322	237	26.237	59	237	23	1:33.979	44.611	134	23.053	230	26.315	59	230
12	4:45.280	3:59.507	129	23.126	231	22.647	186	231									

<b>8</b>	<b>Friedrich, DEU / Arnold, DEU</b>								<b>theoretical besttime: 1:27.948</b>								
1	6:54.232	6:05.914	124	24.584	222	23.734	184	222	14	1:29.172	45.320	135	22.364	234	21.488	190	234
2	1:31.960	46.588	133	23.125	225	22.247	186	225	15	1:29.238	45.260	137	22.390	235	21.588	188	235
3	1:29.493	45.740	135	22.356	233	21.397	186	233	16	1:33.708	45.475	132	22.524	235	25.709	55	<b>235</b>
4	1:28.999	45.077	132	22.265	233	21.657	187	233	17	6:58.493	6:13.081	127	23.294	228	22.118	188	228
5	1:28.835	45.139	134	22.267	232	21.429	188	232	18	1:30.108	45.545	134	23.027	229	21.536	190	229
6	1:29.328	45.527	134	22.287	234	21.514	189	234	19	<b>1:28.044</b>	44.766	138	22.161	235	<b>21.117</b>	<b>190</b>	235
7	1:29.881	45.388	133	22.444	233	22.049	189	233	20	1:28.068	44.778	136	<b>22.104</b>	<b>235</b>	21.186	190	235
8	1:34.684	45.577	133	22.813	233	26.294	57	233	21	1:29.318	<b>44.727</b>	<b>135</b>	22.715	216	21.876	189	216



# ADAC GT Masters Testday



## Sector List Session 2

Provisional

Nürburgring, Length: 3629m

Air temperature: 28°C

Track temperature: 41.2°C

Weather condition: Dry

**DMSB** Reg. Nr.:

Thursday, August 2, 2018 10:40:00

Lap	Time	SE1	SP1	SE2	SP2	SE3	SP3	TSP	Lap	Time	SE1	SP1	SE2	SP2	SE3	SP3	TSP
9	7:01.279	6:16.741	132	22.756	231	21.782	188	231	22	1:28.325	44.728	133	22.234	233	21.363	190	233
10	1:29.442	45.416	133	22.426	233	21.600	188	233	23	1:33.768	45.480	132	22.388	232	25.900	57	232
11	1:29.376	45.446	133	22.371	233	21.559	188	233	24	3:01.910	2:17.956	134	22.635	233	21.319	189	233
12	1:35.297	45.692	132	22.622	233	26.983	57	233	25	1:28.317	44.954	138	22.194	234	21.169	190	234
13	5:09.282	4:25.146	133	22.473	232	21.663	188	232	26	1:46.031	44.779	137	22.165	225	39.087	57	225

### 9 Dreysspring, DEU / Maggi, CHE

theoretical besttime: 1:28.319

1	17:06.929	16:21.672	128	23.121	236	22.136	190	236	14	1:28.521	<b>44.810</b>	<b>133</b>	22.279	239	21.432	191	239
2	1:29.250	45.055	131	22.568	233	21.627	187	233	15	1:33.538	45.087	132	22.419	238	26.032	57	238
3	1:28.647	44.940	133	22.282	236	21.425	191	236	16	2:48.625	2:04.209	128	22.606	236	21.810	188	236
4	<b>1:28.492</b>	44.863	134	<b>22.163</b>	237	21.466	190	237	17	1:29.882	45.424	132	22.545	236	21.913	187	236
5	1:28.549	44.900	134	22.190	237	21.459	191	237	18	1:30.489	46.101	132	22.444	237	21.944	184	237
6	1:32.582	48.432	128	22.682	237	21.468	190	237	19	1:29.799	45.538	130	22.536	236	21.725	189	236
7	1:28.639	45.073	134	22.181	238	21.385	188	238	20	1:29.987	45.398	128	22.581	236	22.008	187	236
8	1:33.407	45.323	134	22.227	<b>239</b>	25.857	57	<b>239</b>	21	1:31.558	45.920	127	22.802	220	22.836	190	220
9	6:43.202	5:57.935	129	23.539	236	21.728	190	236	22	1:31.052	46.304	126	22.601	235	22.147	186	235
10	1:28.799	45.117	131	22.336	237	<b>21.346</b>	191	237	23	1:32.021	46.102	128	22.829	236	23.090	185	236
11	1:28.522	44.904	<b>135</b>	22.239	237	21.379	191	237	24	1:30.147	45.639	123	22.732	235	21.776	188	235
12	1:28.613	44.879	129	22.353	238	21.381	191	238	25	1:30.317	45.791	125	22.719	237	21.807	188	237
13	1:30.250	44.901	133	22.352	239	22.997	<b>193</b>	239	26	1:36.525	45.439	130	22.468	236	28.618	57	236

### 11 Erhart, DEU / Kaffer, DEU

theoretical besttime: 1:29.035

1	6:17.128	5:29.220	126	24.120	213	23.788	184	213	15	1:29.287	45.281	132	22.479	236	21.527	187	236
2	1:36.724	46.321	131	22.677	235	27.726	186	235	16	<b>1:29.158</b>	<b>45.145</b>	<b>134</b>	22.422	238	21.591	185	<b>238</b>
3	1:29.901	45.788	133	22.572	236	21.541	186	236	17	1:34.714	45.352	130	22.564	235	26.798	57	235
4	1:35.097	50.123	108	23.055	236	21.919	187	236	18	3:43.777	2:56.650	130	24.256	160	22.871	186	160
5	1:29.356	45.466	131	<b>22.416</b>	236	<b>21.474</b>	187	236	19	1:32.478	46.049	130	23.772	179	22.657	187	179
6	1:29.274	45.328	131	22.443	237	21.503	187	237	20	1:30.666	46.109	130	22.666	235	21.891	187	235
7	1:36.349	46.526	127	22.834	236	26.989	57	236	21	1:31.075	46.055	130	23.002	234	22.018	186	234
8	8:40.339	7:55.739	127	22.714	233	21.886	184	233	22	1:30.825	46.070	131	22.801	232	21.954	185	232
9	1:29.833	45.759	132	22.502	236	21.572	186	236	23	1:30.455	45.672	131	22.894	233	21.889	186	233
10	1:29.945	45.742	133	22.551	236	21.652	186	236	24	1:30.299	45.728	130	22.695	233	21.876	186	233
11	1:29.635	45.681	130	22.418	236	21.536	186	236	25	1:31.437	45.895	132	23.005	193	22.537	187	193
12	1:29.570	45.396	131	22.483	235	21.691	186	235	26	1:30.494	45.782	131	22.648	235	22.064	186	235
13	1:35.854	45.405	129	22.595	236	27.854	57	236	27	1:31.292	45.978	130	23.272	229	22.042	186	229
14	7:16.761	6:32.447	129	22.752	233	21.562	186	233									

### 12 Spengler, DEU / Vanthoor, BEL

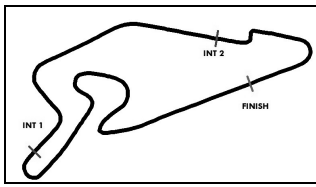
theoretical besttime: 1:27.391

1	6:14.709	5:27.416	119	23.999	231	23.294	183	231	14	1:28.788	45.083	132	22.222	236	21.483	187	236
2	1:30.649	46.047	132	22.541	236	22.061	185	236	15	1:28.445	44.881	133	22.152	236	21.412	187	236
3	1:30.941	45.614	133	22.800	<b>241</b>	22.527	184	<b>241</b>	16	1:28.339	44.844	133	22.124	237	21.371	186	237
4	1:29.893	45.587	133	22.498	238	21.808	186	238	17	1:29.101	44.902	129	22.382	238	21.817	186	238
5	1:35.660	45.712	128	22.904	236	27.044	57	236	18	1:29.084	44.996	130	22.315	239	21.773	187	239
6	6:59.039	6:14.531	129	22.677		21.831	184		19	1:34.561	45.063	131	22.410	238	27.088	57	238
7	1:29.410	45.530	133	22.298	236	21.582	186	236	20	4:01.116	3:16.295	127	22.982	232	21.839	186	232
8	1:28.735	45.067	133	22.190	237	21.478	186	237	21	1:28.119	44.717	132	22.168	236	21.234	188	236
9	1:28.350	44.750	131	22.202	237	21.398	186	237	22	1:27.504	44.364	135	<b>22.010</b>	<b>235</b>	<b>21.130</b>	<b>188</b>	235
10	1:29.037	45.014	129	22.423	239	21.600	186	239	23	<b>1:27.447</b>	44.292	135	22.014	237	21.141	188	237
11	1:28.577	44.930	132	22.158	238	21.489	186	238	24	1:27.596	<b>44.251</b>	<b>133</b>	22.088	235	21.257	188	235
12	1:33.070	44.650	131	22.280	237	26.140	57	237	25	1:27.927	44.297	133	22.143	235	21.487	188	235
13	6:54.520	6:10.257	131	22.536	233	21.727	186	233	26	1:32.558	44.542	133	22.241	236	25.775	57	236

### 14 Zöchling, AUT / Klingmann, DEU

theoretical besttime: 1:29.414

1	49:11.274	48:18.011	119	24.871	167	28.392	59	167	5	1:30.247	45.806	132	22.524	233	21.917	189	233
2	2:45.394	1:55.306	126	23.088	232	27.000	59	232	6	<b>1:29.563</b>	<b>45.456</b>	<b>132</b>	22.491	233	<b>21.616</b>	<b>189</b>	233
3	2:37.869	1:51.106	128	23.891	167	22.872	186	167	7	1:38.751	45.534	133	<b>22.342</b>	<b>235</b>	30.875	59	<b>235</b>
4	1:30.533	46.005	130	22.564	233	21.964	188	233									



# ADAC GT Masters Testday



## Sector List Session 2

Provisional

**DMSB** Reg. Nr.:

Nürburgring, Length: 3629m

Air temperature: 28°C

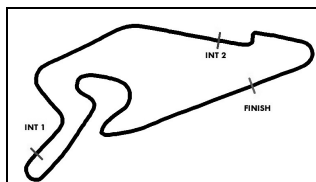
Track temperature: 41.2°C

Weather condition: Dry

Thursday, August 2, 2018 10:40:00

Lap	Time	SE1	SP1	SE2	SP2	SE3	SP3	TSP	Lap	Time	SE1	SP1	SE2	SP2	SE3	SP3	TSP
<b>17 Bernhard, DEU / Estre, FRA</b>									<b>theoretical besttime: 1:27.943</b>								
1	9:25.932	8:40.981	129	22.928	234	22.023	186	234	10	1:28.573	45.222	131	22.147	235	21.204	188	235
2	1:30.706	45.596	133	22.404	235	22.706	188	235	11	1:28.294	45.015	135	22.131	236	21.148	189	236
3	1:28.843	44.942	134	22.189	236	21.712	187	236	12	1:32.263	44.880	135	22.170	236	25.213	57	236
4	1:39.254	46.589	123	29.064	112	23.601	188	112	13	7:42.429	6:55.838	130	22.882	231	23.709	188	231
5	1:28.869	45.068	<b>136</b>	22.225	235	21.576	188	235	14	1:28.435	45.093	135	22.223	234	<b>21.119</b>	<b>189</b>	234
6	1:33.825	45.245	134	22.301	234	26.279	57	234	15	1:28.330	<b>44.751</b>	<b>134</b>	22.107	235	21.472	188	235
7	4:34.052	3:49.748	131	22.670	233	21.634	189	233	16	<b>1:28.114</b>	44.858	133	22.097	236	21.159	189	236
8	1:28.534	44.974	133	22.280	234	21.280	187	234	17	1:28.552	45.190	133	<b>22.073</b>	<b>237</b>	21.289	190	<b>237</b>
9	1:28.473	45.131	133	22.139	235	21.203	188	235	18	1:33.730	45.233	130	22.220	236	26.277	57	236
<b>18 de Leener, BEL / Bachler, AUT</b>									<b>theoretical besttime: 1:28.267</b>								
1	6:05.670	5:17.110	127	25.663	192	22.897	186	192	17	5:02.886	4:18.272	132	22.706	232	21.908	186	232
2	1:29.849	45.666	134	22.419	234	21.764	188	234	18	1:29.984	45.711	133	22.258	233	22.015	185	233
3	1:30.242	45.310	132	22.377	235	22.555	188	235	19	1:29.556	45.564	132	22.279	233	21.713	187	233
4	<b>1:28.411</b>	44.895	135	<b>22.090</b>	235	21.426	187	235	20	1:29.832	45.427	132	22.624	233	21.781	187	233
5	1:28.478	<b>44.862</b>	135	22.118	235	21.498	187	235	21	1:29.543	45.259	132	22.511	235	21.773	187	235
6	1:28.951	45.083	135	22.204	<b>236</b>	21.664	188	<b>236</b>	22	1:30.075	45.797	135	22.465	235	21.813	187	235
7	1:28.420	44.904	<b>136</b>	22.201	235	<b>21.315</b>	187	235	23	1:30.144	45.678	131	22.678	233	21.788	187	233
8	1:33.749	45.437	130	22.389	235	25.923	57	235	24	1:36.213	46.738	132	22.687	233	26.788	57	233
9	3:27.906	2:43.063	131	22.605	232	22.238	186	232	25	6:11.813	5:26.428	128	23.086	230	22.299	187	230
10	1:29.495	45.481	135	22.306	233	21.708	186	233	26	1:30.679	46.202	131	22.713	230	21.764	188	230
11	1:30.080	45.556	132	22.445	233	22.079	186	233	27	1:30.981	45.991	133	22.934	231	22.056	188	231
12	1:29.822	45.577	133	22.367	235	21.878	187	235	28	1:30.647	46.020	134	22.662	232	21.965	187	232
13	1:29.411	45.278	132	22.432	235	21.701	186	235	29	1:30.575	45.754	127	22.767	232	22.054	187	232
14	1:30.041	45.835	131	22.442	234	21.764	187	234	30	1:30.224	45.695	134	22.653	233	21.876	188	233
15	1:29.976	45.588	133	22.543	234	21.845	187	234	31	1:40.547	45.488	131	24.636	171	30.423	57	171
16	1:34.939	46.013	134	22.424	233	26.502	57	233									
<b>19 Perez Companc, ARG / Perera, FRA</b>									<b>theoretical besttime: 1:27.390</b>								
1	6:16.536	5:29.819	128	23.641	231	23.076	186	231	16	1:33.385	<b>44.350</b>	<b>133</b>	22.057	236	26.978	49	236
2	1:30.927	46.465	132	22.570	233	21.892	188	233	17	5:06.791	4:23.075	133	22.286	234	21.430	186	234
3	1:30.582	45.082	132	22.262	238	23.238	189	238	18	1:28.380	44.657	135	22.219	238	21.504	188	238
4	1:28.423	44.745	134	22.065	<b>238</b>	21.613	187	<b>238</b>	19	1:30.251	44.574	133	22.268	237	23.409	190	237
5	1:37.320	47.349	130	23.895	165	26.076	188	165	20	1:28.282	44.736	135	22.035	237	21.511	187	237
6	1:28.102	44.832	134	22.024	237	21.246	188	237	21	1:28.239	44.650	130	22.171	235	21.418	187	235
7	1:27.856	44.550	133	22.080	237	21.226	188	237	22	1:28.098	44.808	134	22.013	236	21.277	188	236
8	1:33.935	44.737	135	22.024	237	27.174	49	237	23	1:28.136	44.599	134	22.213	235	21.324	188	235
9	6:41.349	5:55.914	126	23.275	233	22.160	186	233	24	1:40.938	51.955	130	22.393	236	26.590	49	236
10	1:30.056	45.735	132	22.461	232	21.860	187	232	25	3:57.527	3:13.083	131	22.516	233	21.928	186	233
11	1:31.447	44.763	131	22.390	177	24.294	187	177	26	1:29.060	45.224	130	22.380	234	21.456	188	234
12	1:27.858	44.574	133	22.162	236	<b>21.122</b>	188	236	27	1:28.758	44.778	132	22.241	235	21.739	188	235
13	1:27.726	44.504	134	<b>21.918</b>	235	21.304	184	235	28	1:28.336	44.820	133	22.198	234	21.318	188	234
14	<b>1:27.640</b>	44.422	134	22.074	235	21.144	188	235	29	1:28.486	44.794	133	22.198	235	21.494	188	235
15	1:27.768	44.571	<b>135</b>	21.964	236	21.233	189	236	30	1:28.418	44.814	134	22.257	235	21.347	189	235
<b>20 Schramm, DEU / Sylvest, DNK</b>									<b>theoretical besttime: 1:28.557</b>								
1	7:11.570	6:24.420	121	24.122	230	23.028	186	230	14	1:32.980	45.051	133	22.281	235	25.648	58	235
2	1:30.911	46.491	133	22.497	233	21.923	186	233	15	4:50.665	4:05.498	128	23.118	234	22.049	186	234
3	1:29.162	45.317	<b>134</b>	22.221	235	21.624	187	235	16	1:30.312	46.017	133	22.607	234	21.688	187	234
4	<b>1:28.722</b>	45.003	132	22.216	234	21.503	187	234	17	1:29.811	45.649	133	22.488	233	21.674	187	233
5	1:28.728	45.069	133	22.258	235	<b>21.401</b>	187	235	18	1:30.159	45.573	132	22.499	232	22.087	186	232
6	1:33.669	45.151	134	22.288	<b>236</b>	26.230	58	<b>236</b>	19	1:29.445	45.494	134	22.429	232	21.522	187	232
7	6:14.165	5:29.589	131	22.512	234	22.064	187	234	20	1:29.904	45.495	134	22.805	233	21.604	187	233
8	1:29.172	45.156	134	22.259	234	21.757	187	234	21	1:59.131	1:07.531	108	23.921	230	27.679	59	230
9	1:28.866	45.165	134	22.225	235	21.476	187	235	22	4:06.288	3:21.016	131	23.097	231	22.175	187	231
10	1:33.567	45.181	129	22.244	235	26.142	58	235	23	1:30.650	46.141	129	22.678	232	21.831	187	232
11	6:43.493	5:59.399	131	22.456	233	21.638	188	233	24	1:29.865	45.652	131	22.563	233	21.650	187	233
12	1:28.728	<b>44.952</b>	132	<b>22.204</b>	234	21.572	186	234	25	1:30.165	45.642	132	22.800	232	21.723	186	232
13	1:29.085	45.150	133	22.342	234	21.593	<b>188</b>	234	26	1:37.224	45.491	127	22.508	233	29.225	57	233





# ADAC GT Masters Testday



## Sector List Session 2

Provisional

Nürburgring, Length: 3629m

Air temperature: 28°C

Track temperature: 41.2°C

Weather condition: Dry

**DMSB** Reg. Nr.:

Thursday, August 2, 2018 10:40:00

Lap	Time	SE1	SP1	SE2	SP2	SE3	SP3	TSP	Lap	Time	SE1	SP1	SE2	SP2	SE3	SP3	TSP
<b>21</b>	Stolz, DEU / Asch, DEU								<b>theoretical besttime: 1:27.694</b>								
1	7:09.200	6:20.564	119	25.274	228	23.362	185	228	13	8:14.361	7:30.481	134	22.276	235	21.604	189	235
2	1:31.258	46.131	135	22.543	233	22.584	188	233	14	1:28.740	45.015	136	22.074	236	21.651	188	236
3	1:28.321	44.825	136	22.075	236	21.421	189	236	15	1:28.398	44.937	135	22.102	236	21.359	189	236
4	1:28.174	44.793		21.997	236	21.384	188	236	16	1:28.326	44.787	136	22.102	237	21.437	189	237
5	1:27.901	44.732	136	21.897	236	21.272	190	236	17	1:28.607	45.160	136	22.082	237	21.365	190	237
6	1:33.360	45.465	137	21.982	236	25.913	58	236	18	1:32.535	44.672	136	22.038	236	25.825	58	236
7	6:07.171	5:23.795	135	22.082	235	21.294	188	235	19	4:55.455	4:11.541	135	22.356	234	21.558	188	234
8	1:28.171	44.814	137	22.077	235	21.280	189	235	20	1:28.444	44.816	135	22.190	235	21.438	190	235
9	1:27.858	44.724	135	21.949	235	<b>21.185</b>	188	235	21	1:32.126	44.734	138	22.318	235	25.074	189	235
10	1:28.168	44.825	137	21.993	236	21.350	188	236	22	1:28.243	44.861	133	22.177	234	21.205	189	234
11	<b>1:27.752</b>	<b>44.632</b>	137	<b>21.877</b>	<b>237</b>	21.243	190	<b>237</b>	23	1:28.308	44.708	135	22.189	234	21.411	190	234
12	1:33.274	44.934	136	22.114	237	26.226	58	237	24	1:35.898	44.805	137	22.151	234	28.942	58	234

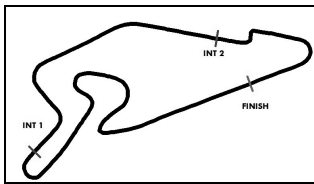
Lap	Time	SE1	SP1	SE2	SP2	SE3	SP3	TSP	Lap	Time	SE1	SP1	SE2	SP2	SE3	SP3	TSP
<b>24</b>	Ortmann, DEU / Winkelhock, DEU								<b>theoretical besttime: 1:28.315</b>								
1	6:04.303	5:13.752	106	26.607	222	23.944	182	222	20	<b>1:28.331</b>	<b>44.824</b>	<b>132</b>	22.211	235	<b>21.296</b>	<b>186</b>	235
2	1:30.507	46.264	131	22.505	233	21.738	183	233	21	1:31.423	45.033	122	22.528	235	23.862	185	235
3	1:29.583	45.648	131	22.358	235	21.577	184	235	22	1:28.970	45.088	127	22.421	235	21.461	186	235
4	1:28.829	45.075	132	22.250	235	21.504	184	235	23	1:29.268	45.236	131	22.360	236	21.672	184	236
5	1:28.808	45.102	132	22.251	234	21.455	184	234	24	1:28.842	45.159	128	22.243	237	21.440	186	<b>237</b>
6	1:28.701	45.028	131	22.209	235	21.464	185	235	25	1:28.821	45.080	130	22.335	236	21.406	185	236
7	1:28.411	44.883	132	22.206	235	21.322	185	235	26	1:28.791	44.889	130	22.359	235	21.543	185	235
8	1:28.849	45.036	130	22.358	234	21.455	184	234	27	1:29.177	45.155	134	22.384	235	21.638	185	235
9	1:28.480	44.901	132	<b>22.195</b>	236	21.384	185	236	28	1:29.325	45.214	130	22.496	235	21.615	185	235
10	1:29.145	45.125	132	22.251	235	21.769	184	235	29	1:29.738	45.454	130	22.654	235	21.630	186	235
11	1:29.370	45.488	132	22.350	236	21.532	185	236	30	1:29.584	45.337	131	22.591	234	21.656	186	234
12	1:28.933	45.084	131	22.326	236	21.523	185	236	31	1:29.756	45.471	132	22.483	234	21.802	186	234
13	1:29.197	45.266	131	22.357	235	21.574	184	235	32	1:29.530	45.490	132	22.527	233	21.513	186	233
14	1:29.232	45.358	130	22.369	236	21.505	185	236	33	1:29.540	45.312	129	22.531	233	21.697	186	233
15	1:29.565	45.262	130	22.291	236	22.012	185	236	34	1:29.619	45.459	132	22.536	233	21.624	185	233
16	1:34.398	45.257	131	22.326	235	26.815	58	235	35	1:30.059	45.760	132	22.484	234	21.815	185	234
17	2:37.329	1:53.429	130	22.352	235	21.548	184	235	36	1:35.033	45.823	132	22.740	234	26.470	58	234
18	1:29.074	45.014	133	22.516	234	21.544	185	234	37								
19	1:28.609	45.062	132	22.243	235	21.304	185	235									

Lap	Time	SE1	SP1	SE2	SP2	SE3	SP3	TSP	Lap	Time	SE1	SP1	SE2	SP2	SE3	SP3	TSP
<b>25</b>	Feller, CHE / Haase, DEU								<b>theoretical besttime: 1:27.844</b>								
1	6:03.026	5:13.281	101	26.576	227	23.169	183	227	12	7:16.042	6:31.751	130	22.548	234	21.743	185	234
2	1:29.247	45.053	133	22.420	234	21.774	184	234	13	1:29.351	45.220	131	22.484	235	21.647	184	235
3	1:28.070	44.637	<b>135</b>	22.149	235	<b>21.284</b>	185	235	14	1:29.605	45.164	131	22.725	234	21.716	185	234
4	1:28.119	44.690	134	22.079	236	21.350	<b>186</b>	236	15	1:30.736	46.683	131	22.495	235	21.558	185	235
5	<b>1:27.989</b>	<b>44.529</b>	133	<b>22.031</b>	236	21.429	185	236	16	1:34.481	45.231	131	22.394	235	26.856	57	235
6	1:28.314	44.668	133	22.211	<b>236</b>	21.435	185	<b>236</b>	17	4:40.890	3:55.162	128	22.992	176	22.736	185	176
7	1:33.470	44.970	131	22.269	236	26.231	57	236	18	1:29.388	45.034	130	22.532	233	21.822	183	233
8	11:35.573	10:44.045	130	23.311	156	28.217	186	156	19	1:35.425	45.718	129	22.552	233	27.155	57	233
9	1:28.427	44.857	131	22.203	235	21.367	186	235	20	3:01.889	2:09.182	121	24.872	173	27.835	57	173
10	1:35.496	48.092	130	23.618	200	23.786	185	200	21								
11	1:34.603	45.482	128	22.635	234	26.486	57	234									

Lap	Time	SE1	SP1	SE2	SP2	SE3	SP3	TSP	Lap	Time	SE1	SP1	SE2	SP2	SE3	SP3	TSP
<b>26</b>	Schmidt, CHE / Mücke, DEU								<b>theoretical besttime: 1:27.622</b>								
1	6:33.798	5:27.593	98	31.537	141	34.668	54	141	11	17:12.181	16:27.673	128	22.833	233	21.675	184	233
2	7:45.334	6:58.475	128	22.783	219	24.076	185	219	12	1:28.746	45.202	131	22.254	236	21.290	187	236
3	1:30.745	45.822	129	22.582	234	22.341	186	234	13	1:28.151	44.969	133	22.085	236	<b>21.097</b>	<b>187</b>	236
4	1:32.359	44.533	132	22.640	231	25.186	186	231	14	1:28.195	44.725	131	22.233	236	21.237	187	236
5	1:27.975	44.639	132	22.049	236	21.287	186	236	15	1:28.137	44.700	131	22.138	236	21.299	187	236
6	1:27.865	44.576	<b>136</b>	<b>22.014</b>	236	21.275	185	236	16	1:28.086	44.538	132	22.191	235	21.357	186	235
7	1:33.220	45.966	120	24.586	196	22.668	187	196	17	1:34.749	45.454	122	22.596	233	26.699	57	233
8	<b>1:27.776</b>	44.528	131	22.023	236	21.225	186	236	18	4:32.440	3:48.402	130	22.544	232	21.544	186	232
9	1:27.786	<b>44.511</b>	132	22.014	<b>237</b>	21.261	187	<b>237</b>	19	1:30.092	44.955	131	22.139	235	22.998	188	235
10	1:39.557	47.536	126	22.881	236	29.140	57	236	20	1:28.767	45.213	131	22.136	236	21.418	187	236







# ADAC GT Masters Testday

## Sector List Session 2

Provisional



Nürburgring, Length: 3629m  
Air temperature: 28°C  
Track temperature: 41.2°C  
Weather condition: Dry

**DMSB** Reg. Nr.:

Thursday, August 2, 2018 10:40:00

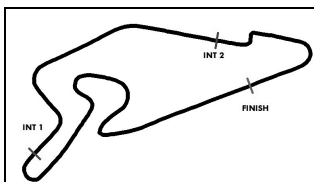
Lap	Time	SE1	SP1	SE2	SP2	SE3	SP3	TSP	Lap	Time	SE1	SP1	SE2	SP2	SE3	SP3	TSP
<b>28 van der Linde, ZAF / van der Linde, ZAF</b>									<b>theoretical besttime: 1:27.076</b>								
1	6:53.591	6:08.069	131	23.002	232	22.520	184	232	14	1:27.392	44.330	135	<b>21.894</b>	<b>237</b>	21.168	186	237
2	1:28.480	45.053	133	22.134	231	21.293	187	231	15	<b>1:27.271</b>	44.346	134	21.920	237	<b>21.005</b>	<b>187</b>	237
3	1:27.441	44.364	134	21.982	236	21.095	187	236	16	1:27.968	<b>44.177</b>	<b>132</b>	22.083	236	21.708	188	236
4	1:27.538	44.305	134	21.987	237	21.246	187	237	17	1:32.846	44.324	134	21.948	236	26.574	58	236
5	1:32.678	44.483	133	21.956	236	26.239	58	236	18	3:01.949	2:17.934	128	22.469	234	21.546	186	234
6	7:52.910	7:09.693	132	22.035	236	21.182	187	236	19	1:28.303	44.818	131	22.177	236	21.308	185	236
7	1:27.640	44.415	134	22.077	236	21.148	187	236	20	1:27.901	44.595	133	22.081	235	21.225	186	235
8	1:32.416	44.430	133	22.255	236	25.731	58	236	21	1:28.399	44.808	133	22.255	234	21.336	186	234
9	5:03.677	4:19.087	133	22.176	236	22.414	187	236	22	1:28.204	44.696	132	22.205	232	21.303	186	232
10	1:31.942	44.786	135	22.066	236	25.090	188	236	23	1:28.675	44.815	132	22.281	235	21.579	185	235
11	1:33.511	44.602	135	22.056	<b>238</b>	26.853	58	<b>238</b>	24	1:28.809	44.974	132	22.375	234	21.460	188	234
12	4:31.435	3:47.376	131	22.448	231	21.611	184	231	25	1:28.575	44.927	132	22.266	236	21.382	186	236
13	1:29.656	44.821	133	21.961	238	22.874	187	238	26	1:33.797	45.045	132	22.375	234	26.377	58	234

<b>29 Dennis, GBR / Mies, DEU</b>									<b>theoretical besttime: 1:27.722</b>								
1	6:02.306	5:17.585	129	23.526	232	<b>21.195</b>	185	232	16	1:29.009	45.207	132	22.226	235	21.576	186	235
2	1:28.057	44.745	<b>136</b>	22.011	236	21.301	186	236	17	1:28.732	45.183	132	22.180	235	21.369	188	235
3	<b>1:28.010</b>	<b>44.740</b>	135	22.064	236	21.206	187	236	18	1:28.853	45.285	133	22.175	235	21.393	186	235
4	1:28.337	<b>44.539</b>	132	<b>21.988</b>	236	21.810	187	236	19	1:36.258	45.769	120	23.139	230	27.350	58	230
5	1:28.144	44.671	133	22.082	236	21.391	186	236	20	7:09.327	6:22.297	99	24.370	216	22.660	182	216
6	1:32.105	44.727	134	21.991	<b>237</b>	25.387	57	<b>237</b>	21	1:34.132	47.794	130	22.840	231	23.498	187	231
7	4:03.242	3:19.706	132	22.133	235	21.403	185	235	22	1:28.522	45.003	131	22.207	234	21.312	186	234
8	1:28.217	44.694	133	22.107	235	21.416	185	235	23	1:28.529	45.034	134	22.115	235	21.380	187	235
9	1:28.300	44.809	133	22.087	236	21.404	186	236	24	1:28.448	44.925	132	22.203	233	21.320	186	233
10	1:32.270	44.777	133	22.137	237	25.356	58	237	25	1:28.508	44.952	132	22.305	233	21.251	187	233
11	3:54.892	3:09.148	128	22.692	235	23.052	185	235	26	1:35.659	46.203	130	22.589	233	26.867	57	233
12	1:29.883	45.666	133	22.353	235	21.864	185	235	27	4:05.912	3:15.978	125	25.361	207	24.573	184	207
13	1:29.164	45.243	133	22.253	234	21.668	186	234	28	1:29.902	45.445	132	22.335	234	22.122	187	234
14	1:31.598	45.387	127	22.288	234	23.923	185	234	29	1:35.416	44.882	132	22.155	235	28.379	57	235
15	1:29.065	45.266	134	22.261	235	21.538	186	235									

<b>33 Salaquarda, CZE / Stippler, DEU</b>									<b>theoretical besttime: 1:27.753</b>								
1	6:43.214	5:57.575	128	23.668	235	21.971	186	235	16	1:28.583	44.963	131	22.147	237	21.473	188	237
2	1:28.712	45.073	130	22.152	237	21.487	188	237	17	1:29.138	45.257	132	22.274	237	21.607	188	237
3	1:27.873	44.502	<b>136</b>	<b>21.953</b>	238	21.418	187	238	18	1:28.684	44.913	131	22.240	238	21.531	188	238
4	<b>1:27.811</b>	44.492	134	21.990	238	<b>21.329</b>	<b>189</b>	238	19	1:29.524	45.228	132	22.331	238	21.965	188	238
5	1:27.969	<b>44.471</b>	133	22.041	239	21.457	186	239	20	1:28.985	45.071	131	22.336	238	21.578	188	238
6	1:32.144	45.274	119	24.271	192	22.599	187	192	21	1:29.456	45.246	133	22.278	238	21.932	186	238
7	1:34.098	44.844	132	22.458	239	26.796	57	239	22	1:29.093	45.164	131	22.342	239	21.587	189	239
8	5:17.043	4:28.687	134	22.810	189	25.546	185	189	23	1:29.125	45.193	131	22.287	240	21.645	188	<b>240</b>
9	1:29.195	45.300	132	22.267	239	21.628	188	239	24	1:29.063	45.110	131	22.304	238	21.649	188	238
10	1:29.087	44.942	132	22.136	239	22.009	188	239	25	1:34.123	45.375	130	22.635	238	26.113	57	238
11	1:28.447	44.896	132	22.087	239	21.464	187	239	26	2:44.938	2:00.247	130	22.699	236	21.992	186	236
12	1:28.561	45.068	130	22.071	238	21.422	188	238	27	1:30.132	45.551	128	22.482	236	22.099	184	236
13	1:28.721	44.953	132	22.221	238	21.547	187	238	28	1:30.858	45.570	130	23.254	233	22.034	185	233
14	1:28.555	44.835	132	22.198	236	21.522	187	236	29	1:37.379	45.644	128	23.862	219	27.873	57	219
15	1:28.568	44.827	131	22.220	237	21.521	188	237									

<b>42 Jensen, DEN / Scheider, DEU</b>									<b>theoretical besttime: 1:28.055</b>								
1	6:17.833	5:32.063	129	23.107	233	22.663	186	233	13	7:40.569	6:56.230	128	22.517	236	21.822	189	236
2	1:38.419	46.662	131	23.059	168	28.698	188	168	14	1:28.795	45.273	132	22.096	238	21.426	189	238
3	1:32.087	46.147	130	22.824	237	23.116	188	237	15	1:28.456	45.042	132	22.091	237	21.323	189	237
4	1:36.132	47.152	130	22.601	237	26.379	59	237	16	1:28.681	45.194	132	22.095	238	21.392	190	238
5	3:04.960	2:18.926	124	23.208	230	22.826	186	230	17	1:34.469	45.490	129	22.307	235	26.672	59	235
6	1:40.224	46.659	126	23.396	185	30.169	58	185	18	10:54.243	10:09.852	128	22.556	235	21.835	188	235
7	3:46.873	3:02.507	130	22.567	235	21.799	188	235	19	1:29.224	45.428	132	22.268	237	21.528	189	237
8	1:28.993	45.188	133	22.152	238	21.653	189	238	20	1:28.735	45.189	132	22.188	237	21.358	189	237
9	1:28.460	45.024	<b>134</b>	<b>21.888</b>	<b>240</b>	21.548	188	<b>240</b>	21	1:29.129	45.274	133	22.260	236	21.595	188	236
10	1:29.620	<b>44.929</b>	133	21.934	239	22.757	<b>190</b>	239	22	1:29.042	45.280	131	22.227	237	21.535	189	237
11	<b>1:28.387</b>	45.183	133	21.966	239	<b>21.238</b>	189	239	23	1:33.787	45.818	129	22.442	234	25.527	59	234
12	1:33.844	45.716	131	22.312	238	25.816	58	238									





# ADAC GT Masters Testday



## Sector List Session 2

Provisional

Nürburgring, Length: 3629m

Air temperature: 28°C

Track temperature: 41.2°C

Weather condition: Dry

**DMSB** Reg. Nr.:

Thursday, August 2, 2018 10:40:00

Lap	Time	SE1	SP1	SE2	SP2	SE3	SP3	TSP	Lap	Time	SE1	SP1	SE2	SP2	SE3	SP3	TSP
<b>43</b>	Marschall, DEU / Bouveng, SWE								<b>theoretical besttime: 1:28.189</b>								
1	6:28.812	5:37.400	111	26.999	171	24.413	183	171	13	1:29.689	45.857	132	22.286	238	21.546	189	238
2	1:34.457	48.319	128	23.467	185	22.671	190	185	14	1:29.647	45.890	135	22.335	237	21.422	189	237
3	1:28.998	45.039	134	22.071	238	21.888	188	238	15	1:29.539	45.521	132	22.315	239	21.703	188	239
4	1:28.459	44.997	135	22.009	240	21.453	<b>191</b>	240	16	1:34.589	45.729	130	22.369	234	26.491	58	234
5	<b>1:28.189</b>	<b>44.876</b>	<b>135</b>	<b>21.930</b>	<b>241</b>	<b>21.383</b>	191	<b>241</b>	17	6:08.343	5:23.796	128	22.452	238	22.095	190	238
6	1:33.981	45.275	133	22.478	236	26.228	59	236	18	1:30.130	45.880	130	22.548	236	21.702	190	236
7	6:22.221	5:37.792	131	22.425	237	22.004	188	237	19	1:29.800	45.741	131	22.374	236	21.685	189	236
8	1:29.497	45.618	130	22.163	237	21.716	189	237	20	1:30.238	46.076	131	22.326	237	21.836	189	237
9	1:28.900	45.376	135	22.086	238	21.438	189	238	21	1:35.771	46.252	127	22.646	237	26.873	59	237
10	1:29.609	45.573	135	22.397	237	21.639	188	237	22	2:34.986	1:50.826	133	22.491	237	21.669	190	237
11	1:35.185	46.068	131	22.447	234	26.670	58	234	23	1:29.675	45.707	133	22.356	238	21.612	189	238
12	10:29.003	9:42.682	126	23.577	194	22.744	189	194	24	1:39.747	45.702	133	22.281	238	31.764	58	238

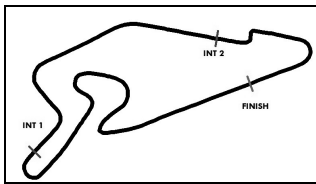
Lap	Time	SE1	SP1	SE2	SP2	SE3	SP3	TSP	Lap	Time	SE1	SP1	SE2	SP2	SE3	SP3	TSP
<b>47</b>	Pommer, DEU / Götz, DEU								<b>theoretical besttime: 1:27.705</b>								
1	6:15.234	5:22.136	127	24.525	205	28.573	59	205	14	<b>1:27.861</b>	<b>44.580</b>	<b>135</b>	22.089	234	21.192	187	234
2	2:37.690	1:52.809	132	22.990	231	21.891	185	231	15	1:36.537	44.688	135	22.058	234	29.791	52	234
3	1:30.141	45.761	134	22.596	233	21.784	185	233	16	4:05.712	3:21.479	129	22.596	231	21.637	186	231
4	1:29.890	45.732	133	22.495	233	21.663	185	233	17	1:28.321	45.013	136	<b>21.978</b>	<b>234</b>	21.330	187	234
5	1:29.590	45.380	133	22.521	234	21.689	186	234	18	1:29.714	44.738	135	22.216	205	22.760	189	205
6	1:29.645	45.525	132	22.472	234	21.648	185	234	19	1:33.980	44.869	135	22.002	236	27.109	188	<b>236</b>
7	1:29.629	45.593	135	22.423	234	21.613	187	234	20	1:34.253	45.209	112	26.256	183	22.788	188	183
8	1:35.361	45.613	131	22.552	234	27.196	59	234	21	1:28.113	44.874	137	22.030	234	21.209	189	234
9	7:43.801	6:56.645	125	24.394	200	22.762	186	200	22	1:36.299	45.037	136	22.092	233	29.170	59	233
10	1:28.835	45.195	133	22.417	233	21.223	187	233	23	10:11.936	9:26.347	131	23.109	228	22.480	187	228
11	1:28.232	44.732	134	22.213	234	21.287	187	234	24	1:28.843	45.404	133	22.172	233	21.267	188	233
12	1:27.975	44.645	133	22.142	233	21.188	187	233	25	1:39.305	45.191	135	21.980	233	32.134	59	233
13	1:28.110	44.832	136	22.131	233	<b>21.147</b>	187	233									

Lap	Time	SE1	SP1	SE2	SP2	SE3	SP3	TSP	Lap	Time	SE1	SP1	SE2	SP2	SE3	SP3	TSP
<b>48</b>	Dontje, NLD / Buhk, DEU								<b>theoretical besttime: 1:27.769</b>								
1	6:08.437	5:19.758	127	23.726	228	24.953	186	228	16	7:26.627	6:42.715	131	22.342	232	21.570	187	232
2	1:28.804	45.080	135	22.295	234	21.429	189	234	17	1:28.867	45.297	133	22.218	234	21.352	188	234
3	1:31.505	45.053	135	22.969	235	23.483	188	235	18	1:29.019	45.243	134	22.336	235	21.440	188	235
4	1:28.401	45.011	135	22.026	235	21.364	188	235	19	1:28.565	45.163	133	22.107	235	21.295	188	235
5	<b>1:28.081</b>	<b>44.617</b>	<b>137</b>	22.100	235	21.364	187	235	20	1:28.652	44.976	135	22.371	235	21.305	188	235
6	1:28.169	44.803	136	<b>21.947</b>	<b>236</b>	21.419	188	<b>236</b>	21	1:34.396	45.123	134	22.405	235	26.868	58	235
7	1:34.004	44.836	136	22.107	236	27.061	59	236	22	5:05.126	4:16.938	125	25.404	184	22.784	187	184
8	3:00.972	2:16.909	134	22.431	233	21.632	186	233	23	1:29.532	45.386	132	22.664	232	21.482	188	232
9	1:28.557	45.054	134	22.102	235	21.401	187	235	24	1:28.129	44.833	134	22.036	234	21.260	188	234
10	1:32.935	48.424	128	22.752	233	21.759	186	233	25	1:28.318	44.859	135	22.090	234	21.369	189	234
11	1:28.766	45.319	134	22.098	236	21.349	188	236	26	1:28.170	44.850	135	22.115	233	<b>21.205</b>	<b>189</b>	233
12	1:28.631	44.931	135	22.235	236	21.465	188	236	27	1:28.331	45.019	135	22.079	233	21.233	189	233
13	1:28.750	45.241	133	22.163	236	21.346	188	236	28	1:28.455	45.089	135	22.065	234	21.301	188	234
14	1:28.618	45.184	133	22.114	236	21.320	188	236	29	1:28.376	44.985	135	22.127	235	21.264	189	235
15	1:32.703	45.088	136	21.975	235	25.640	59	235	30	1:28.522	44.974	134	22.149	235	21.399	189	235

Lap	Time	SE1	SP1	SE2	SP2	SE3	SP3	TSP	Lap	Time	SE1	SP1	SE2	SP2	SE3	SP3	TSP
<b>50</b>	Geipel, DEU / Frey, CHE								<b>theoretical besttime: 1:28.419</b>								
1	7:02.145	6:15.713	127	23.604	230	22.828	184	230	14	1:28.939	45.249	132	22.318	235	21.372	188	235
2	1:30.810	46.199	132	22.764	232	21.847	186	232	15	<b>1:28.823</b>	45.165	133	22.241	236	21.417	187	236
3	1:28.960	45.381	133	<b>22.144</b>	<b>236</b>	21.435	187	<b>236</b>	16	1:29.207	45.514	134	22.213	236	21.480	187	236
4	1:28.852	45.158	132	22.303	235	21.391	187	235	17	1:29.793	45.866	133	22.251	235	21.676	186	235
5	1:30.884	<b>44.981</b>	133	22.330	235	23.573	187	235	18	1:28.957	45.420	133	22.185	235	21.352	188	235
6	1:43.319	51.989	95	28.900	184	22.430	186	184	19	1:34.427	45.400	134	22.239	235	26.788	57	235
7	1:28.926	45.329	133	22.303	235	<b>21.294</b>	187	235	20	16:01.402	15:11.444	105	27.452	203	22.506	186	203
8	1:28.857	45.264	135	22.188	236	21.405	188	236	21	1:29.991	45.483	132	22.796	232	21.712	186	232
9	1:36.559	45.110	133	22.515	234	28.934	57	234	22	1:35.248	46.524	130	26.091	217	22.633	187	217
10	3:28.334	2:44.379	128	22.345	236	21.610	186	236	23	1:29.839	45.784	133	22.620	234	21.435	188	234
11	1:32.560	46.027	132	22.417	235	24.116	187	235	24	1:29.177	45.335	133	22.469	234	21.373	188	234
12	1:29.057	45.377	132	22.288	236	21.392	187	236	25	1:30.629	45.073	135	22.494	235	23.062	189	235
13	1:28.852	45.223	133	22.240	236	21.389	187	236	26	1:38.334	45.307	132	22.907	212	30.120	57	212







# ADAC GT Masters Testday

## Sector List Session 2

Provisional



Nürburgring, Length: 3629m

Air temperature: 28°C

Track temperature: 41.2°C

Weather condition: Dry

**DMSB** Reg. Nr.:

Thursday, August 2, 2018 10:40:00

Lap	Time	SE1	SP1	SE2	SP2	SE3	SP3	TSP	Lap	Time	SE1	SP1	SE2	SP2	SE3	SP3	TSP
-----	------	-----	-----	-----	-----	-----	-----	-----	-----	------	-----	-----	-----	-----	-----	-----	-----

**99** Renauer, DEU / Jaminet, FRA

**theoretical besttime: 1:27.582**

1	9:15.341	8:25.895	120	26.586		22.860	187		14	7:18.100	6:33.800	128	22.397	235	21.903	189	235
2	1:29.789	45.596	133	22.415	235	21.778	188	235	15	1:27.891	44.653	132	22.015	235	21.223	188	235
3	1:29.050	45.296	131	22.103	235	21.651	186	235	16	1:32.749	44.908	131	24.207	191	23.634	189	191
4	1:28.915	45.168	131	22.221	235	21.526	188	235	17	1:27.787	44.648	132	21.918	236	21.221	188	<b>236</b>
5	1:29.100	45.151	131	22.359	235	21.590	187	235	18	1:33.094	44.985	132	22.271	235	25.838	56	235
6	1:35.604	46.681	129	22.494	235	26.429	56	235	19	3:52.125	3:07.957	131	22.502	236	21.666	188	236
7	5:58.566	5:09.536	125	25.585	140	23.445	184	140	20	1:29.038	45.323	132	22.198	234	21.517	189	234
8	1:33.021	45.906	131	22.524	234	24.591	188	234	21	1:29.124	45.271	134	22.215	234	21.638	187	234
9	1:27.938	44.737	133	21.999	235	21.202	<b>189</b>	235	22	1:29.212	45.149	132	22.698	232	21.365	188	232
10	<b>1:27.582</b>	<b>44.528</b>	133	<b>21.898</b>	236	<b>21.156</b>	188	236	23	1:29.152	45.437	132	22.196	233	21.519	189	233
11	1:37.036	50.051	122	24.768	232	22.217	188	232	24	1:28.924	45.173	132	22.325	233	21.426	189	233
12	1:27.834	44.695	132	21.899	235	21.240	188	235	25	1:29.165	45.296	133	22.336	234	21.533	188	234
13	1:32.902	44.650	132	22.055	236	26.197	57	236	26	1:34.530	45.031	134	22.237	233	27.262	57	233