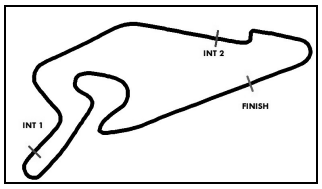

ADAC GT Masters Testday

Sector List Session 1

Provisional

Nürburgring, Length: 3629m
Air temperature: 25°C
Track temperature: 30.55°C
Weather condition: Dry

DMSB Reg. Nr.:

Thursday, August 2, 2018 8:30:00

1 Kirchhöfer, DEU / Keilwitz, DEU — theoretical besttime: 1:28.209

Lap	Time	SE1	SP1	SE2	SP2	SE3	SP3	TSP	Lap	Time	SE1	SP1	SE2	SP2	SE3	SP3	TSP
1	8:11.650	7:18.130	107	24.751	235	28.769	58	235	14	1:38.199	45.371	134	22.316	240	30.512	58	240
2	2:43.600	1:53.009	128	23.386	237	27.205	58	237	15	4:16.412	3:22.016	108	28.105	163	26.291	164	163
3	2:34.943	1:50.622	132	22.332	236	21.989	190	236	16	1:47.230	51.700	112	31.216	175	24.314	186	175
4	1:29.449	45.639	135	22.262	240	21.548	190	240	17	1:30.627	45.325	134	22.292	240	23.010	191	240
5	1:29.109	45.311	**136**	22.303	237	21.495	190	237	18	1:28.810	45.124	134	22.237	236	21.449	191	236
6	1:28.911	45.294	136	22.197	233	21.420	190	233	19	**1:28.281**	44.978	135	22.061	237	**21.242**	**190**	237
7	1:28.780	45.137	135	22.197	237	21.446	**191**	237	20	1:33.102	44.983	134	22.059	234	26.060	58	234
8	1:33.827	45.391	134	22.265	238	26.171	58	238	21	3:24.543	2:36.032	130	25.675	166	22.836	191	166
9	7:01.431	6:17.303	131	22.417	237	21.711	189	237	22	1:28.505	45.206	133	22.054	240	21.245	190	240
10	1:28.959	45.321	134	22.164	**241**	21.474	190	**241**	23	1:28.543	45.167	134	**22.016**	**237**	21.360	191	237
11	1:34.253	45.396	135	22.242	237	26.615	58	237	24	1:33.380	45.220	133	23.833	160	24.327	191	160
12	5:41.153	4:54.755	134	22.236	241	24.162	190	241	25	1:28.463	**44.951**	**135**	22.047	238	21.465	191	238
13	1:29.050	45.365	133	22.263	237	21.422	190	237									

5 Hofer, AUT / Ellis, GBR — theoretical besttime: 1:28.858

Lap	Time	SE1	SP1	SE2	SP2	SE3	SP3	TSP	Lap	Time	SE1	SP1	SE2	SP2	SE3	SP3	TSP
1	19:17.961	18:24.485	130	22.391	235	31.085	57	235	8	1:29.088	**45.220**	**133**	22.368	237	21.500	187	237
2	1:48.746	1:04.880	132	22.258	236	21.608	**187**	236	9	1:29.472	45.632	134	22.346	238	**21.494**	**187**	**238**
3	**1:29.033**	45.382	133	**22.144**	237	21.507	186	237	10	1:34.198	45.453	133	22.387	238	26.358	57	238
4	1:35.116	45.696	130	22.340	236	27.080	57	236	11	7:22.771	6:32.118	131	22.309	234	28.344	56	234
5	6:26.573	5:31.229	94	27.555	220	27.789	57	220	12	3:23.167	2:30.782	131	22.517	233	29.868	53	233
6	5:24.119	4:35.526	132	22.533	236	26.060	57	236	13	1:57.250	1:08.333	132	22.418	236	26.499	57	236
7	1:46.822	1:02.791	**135**	22.421	236	21.610	186	236	14	4:36.733	3:47.894	130	22.541	235	26.298	57	235

6 Tunjo, COL / Lukashevich, RUS — theoretical besttime: 1:29.070

Lap	Time	SE1	SP1	SE2	SP2	SE3	SP3	TSP	Lap	Time	SE1	SP1	SE2	SP2	SE3	SP3	TSP
1	4:03.648	3:15.506	123	24.561	228	23.581	184	228	14	13:01.312	12:17.104	132	22.541	233	21.667	186	233
2	1:32.984	48.101	131	22.734	235	22.149	187	235	15	1:29.959	45.832	133	22.395	235	21.732	185	235
3	1:30.967	46.247	132	22.453	236	22.267	**187**	236	16	1:29.492	45.406	133	22.440	235	21.646	186	235
4	1:29.257	45.394	130	22.247	236	21.616	187	236	17	1:29.872	45.521	132	22.363	236	21.988	185	236
5	1:29.277	45.250	133	22.415	236	21.612	187	236	18	1:34.202	45.680	133	22.319	236	26.203	58	236
6	**1:29.070**	**45.229**	132	**22.235**	236	**21.606**	185	236	19	4:54.787	4:05.041	129	25.755	210	23.991	184	210
7	1:34.456	45.431	133	22.243	237	26.782	49	237	20	1:31.345	46.353	130	22.632	234	22.360	184	234
8	4:33.786	3:44.816	106	26.117	188	22.853	184	188	21	1:30.344	45.916	130	22.550	235	21.878	186	235
9	1:37.961	49.094	130	26.314	168	22.553	186	168	22	1:30.327	45.898	129	22.583	235	21.846	185	235
10	1:30.414	46.253	133	22.496	235	21.665	186	235	23	1:31.456	47.119	131	22.484	236	21.853	187	236
11	1:29.656	45.502	133	22.366	**237**	21.788	187	**237**	24	1:33.687	46.457	132	25.021	218	22.209	184	218
12	1:29.721	45.473	134	22.294	237	21.954	184	237	25	1:30.876	46.348	130	22.490	236	22.038	185	236
13	1:34.812	45.637	**134**	22.273	236	26.902	49	236	26	1:30.420	46.044	129	22.519	236	21.857	186	236

7 Schwager, DEU / Ludwig, DEU — theoretical besttime: 1:28.158

Lap	Time	SE1	SP1	SE2	SP2	SE3	SP3	TSP	Lap	Time	SE1	SP1	SE2	SP2	SE3	SP3	TSP
1	2:53.136	1:59.890	121	24.349	220	28.897	59	220	14	1:29.465	45.346	135	22.737	237	21.382	188	237
2	5:07.869	4:22.650	129	22.923	236	22.296	187	236	15	1:28.527	45.053	136	22.113	237	21.361	189	237
3	1:29.527	45.593	135	22.264	238	21.670	188	238	16	1:32.839	45.229	136	22.203	236	25.407	58	236
4	1:28.712	45.223	135	22.054	**240**	21.435	**189**	**240**	17	9:00.638	8:17.086	135	22.214	235	**21.338**	**189**	235
5	1:28.817	45.025	135	22.087	237	21.705	188	237	18	1:29.000	45.288	136	22.184	236	21.528	189	236
6	**1:28.239**	44.831	136	22.021	237	21.387	189	237	19	1:28.637	45.015	136	22.217	236	21.405	188	236
7	1:32.961	44.872	136	22.050	238	26.039	58	238	20	1:28.678	45.137	137	22.134	238	21.407	188	238
8	6:57.575	6:06.331	135	22.235	235	29.009	189	235	21	1:28.827	45.182	133	22.204	238	21.441	189	238
9	1:28.824	45.169	**137**	22.202	236	21.453	189	236	22	1:28.855	45.313	137	22.181	237	21.361	189	237
10	1:28.344	44.927	136	**22.018**	239	21.399	188	239	23	1:28.748	45.142	136	22.182	237	21.424	188	237
11	1:28.415	**44.802**	136	22.172	238	21.441	189	238	24	1:29.126	45.343	133	22.234	237	21.549	188	237
12	1:34.103	45.938	134	22.356	237	25.809	58	237	25	1:33.146	45.460	134	22.301	237	25.385	58	237
13	6:36.583	5:51.022	132	22.213	239	23.348	188	239									

8 Friedrich, DEU / Arnold, DEU — theoretical besttime: 1:29.140

Lap	Time	SE1	SP1	SE2	SP2	SE3	SP3	TSP	Lap	Time	SE1	SP1	SE2	SP2	SE3	SP3	TSP
1	3:38.458	2:38.286	105	27.860	177	32.312	57	177	15	1:30.115	45.490	133	22.581	234	22.044	188	234
2	4:45.330	3:55.655	124	25.075	186	24.600	183	186	16	**1:29.187**	**45.233**	**133**	**22.302**	**234**	21.652	188	234
3	1:34.726	47.414	132	24.308	187	23.004	185	187	17	1:34.877	45.461	134	22.495	233	26.921	58	233
4	1:33.066	46.727	130	23.808	221	22.531	187	221	18	6:48.582	6:03.471	127	23.271	232	21.840	187	232
5	1:31.147	46.245	133	22.938	233	21.964	187	233	19	1:29.955	45.525	134	22.625	232	21.805	186	232
6	1:30.343	45.859	**135**	22.517	234	21.967	187	234	20	1:29.862	45.591	131	22.557	233	21.714	188	233
7	1:30.059	45.621	130	22.548	234	21.890	187	234	21	1:29.736	45.554	132	22.492	233	21.690	186	233

kfzteile24 Premium-Serienpartner
Audi Sport
ADAC motorsport
CAMP DAVID
DEKRA
Eibach
FLYERALARM
KÄRCHER
PIRELLI
postcon
RACEROOM
RAVENOL
Sport Bild
TWIN BUSCH GERMANY
DMSB
2018 INTERNATIONAL SERIES SANCTIONED BY THE FIA

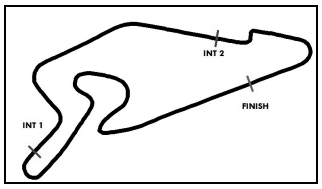

ADAC GT Masters Testday

Sector List Session 1

Provisional

Nürburgring, Length: 3629m
Air temperature: 25°C
Track temperature: 30.55°C
Weather condition: Dry

DMSB Reg. Nr.:

Thursday, August 2, 2018 8:30:00

Lap	Time	SE1	SP1	SE2	SP2	SE3	SP3	TSP	Lap	Time	SE1	SP1	SE2	SP2	SE3	SP3	TSP
8	1:29.861	45.569	134	22.419	234	21.873	188	234	22	1:29.906	45.766	135	22.378	234	21.762	187	234
9	1:29.793	45.361	134	22.478	234	21.954	187	234	23	1:35.839	46.457	133	22.560	233	26.822	57	233
10	1:29.834	45.505	132	22.529	234	21.800	188	234	24	3:18.820	2:34.512	132	22.547	233	21.761	187	233
11	1:35.559	45.801	130	22.552	234	27.206	57	234	25	1:29.540	45.513	132	22.422	234	**21.605**	**188**	234
12	6:37.137	5:52.568	133	22.698	233	21.871	187	233	26	1:29.989	45.644	131	22.534	233	21.811	187	233
13	1:29.623	45.439	134	22.439	233	21.745	186	233	27	1:29.714	45.402	134	22.394	234	21.918	188	234
14	1:29.862	45.567	134	22.645	233	21.650	188	233	28	1:34.477	45.377	132	22.384	235	26.716	57	**235**

9 Dreyspring, DEU / Maggi, CHE

theoretical besttime: 1:28.486

1	2:33.702	1:42.839	115	26.916	201	23.947	184	201	17	1:29.836	45.506	131	22.529	237	21.801	189	237
2	1:37.111	47.812	128	24.756	170	24.543	191	170	18	1:36.424	45.588	130	22.892	236	27.944	57	236
3	1:32.548	47.095	132	23.226	238	22.227	190	238	19	2:50.850	2:05.873	129	22.582	238	22.395	190	238
4	1:30.671	46.096	125	22.568	**243**	22.007	191	**243**	20	1:30.268	45.798	129	22.509	237	21.961	190	237
5	1:30.443	45.677	131	22.542	239	22.224	191	239	21	1:30.100	45.725	131	22.468	238	21.907	186	238
6	1:31.083	46.476	131	22.551	240	22.056	190	240	22	1:29.507	45.309	130	22.419	239	21.779	188	239
7	1:30.200	45.771	131	22.471	240	21.958	187	240	23	1:29.785	45.714	134	22.274	240	21.797	189	240
8	1:30.426	45.854	131	22.527	240	22.045	190	240	24	1:29.666	45.569	125	22.431	239	21.666	192	239
9	1:38.650	47.705	125	22.716	239	28.229	57	239	25	1:29.571	45.503	129	22.406	238	21.662	192	238
10	8:50.437	8:05.895	130	22.612	236	21.930	186	236	26	1:34.563	45.613	133	22.595	237	26.355	57	237
11	1:31.348	46.040	124	23.294	235	22.014	189	235	27	4:53.013	4:06.808	128	23.844	233	22.361	188	233
12	1:32.876	46.884	122	23.954	237	22.038	190	237	28	1:29.427	45.318	133	22.460	235	21.649	189	235
13	1:30.369	45.896	129	22.505	240	21.968	187	240	29	1:28.748	44.979	135	22.292	238	21.477	186	238
14	1:30.127	45.610	130	22.733	237	21.784	189	237	30	**1:28.486**	**44.913**	**133**	**22.210**	**238**	**21.363**	**190**	238
15	1:30.212	45.783	129	22.610	238	21.819	188	238	31	1:34.796	45.022	135	22.223	240	27.551	57	240
16	1:30.498	45.872	132	22.649	237	21.977	189	237									

11 Erhart, DEU / Kaffer, DEU

theoretical besttime: 1:29.616

1	2:32.130	1:40.443	110	26.178	199	25.509	180	199	15	1:33.724	46.157	130	22.940	197	24.627	186	197
2	1:33.046	47.701	127	23.082	236	22.263	186	236	16	1:30.520	46.169	129	22.643	237	21.708	186	237
3	1:32.352	47.265	131	22.574	238	22.513	**187**	238	17	1:29.941	**45.678**	**131**	22.632	237	21.631	186	237
4	1:35.540	50.798	131	22.502	239	22.240	187	239	18	1:31.530	45.770	131	22.536	237	23.224	185	237
5	1:29.968	45.759	132	**22.325**	**240**	21.884	186	**240**	19	1:36.785	46.838	129	23.232	238	26.715	57	238
6	**1:29.652**	45.711	**134**	22.328	237	**21.613**	187	237	20	7:35.583	6:48.290	131	23.374	181	23.919	185	181
7	1:36.284	46.344	131	22.744	238	27.196	57	238	21	1:31.656	46.516	131	23.068	233	22.072	185	233
8	4:18.518	3:32.649	128	23.077	236	22.792	184	236	22	1:30.972	46.270	132	22.604	235	22.098	186	235
9	1:31.514	46.258	130	22.814	237	22.442	185	237	23	1:30.927	46.337	132	22.632	236	21.958	185	236
10	1:31.884	46.654	131	22.762	236	22.468	185	236	24	1:30.569	46.039	131	22.585	236	21.945	185	236
11	1:30.956	46.235	132	22.800	237	21.921	186	237	25	1:32.667	46.084	132	23.416	204	23.167	186	204
12	1:32.019	47.265	131	22.777	238	21.977	186	238	26	1:31.066	46.374	130	22.648	237	22.044	186	237
13	1:30.588	45.953	132	22.554	238	22.081	185	238	27	1:30.839	46.168	132	22.646	237	22.025	186	237
14	1:30.533	46.135	129	22.585	237	21.813	186	237	28	1:35.795	46.387	131	22.777	235	26.631	57	235

12 Spengler, DEU / Vanthoor, BEL

theoretical besttime: 1:30.094

1	17:38.434	16:51.077	122	24.099	234	23.258	180	234	4	1:30.327	**45.794**	**132**	22.617	239	21.916	188	239
2	1:33.883	48.570	129	22.938	238	22.375	183	238	5	**1:30.139**	45.839	135	**22.525**	**241**	**21.775**	**186**	**241**
3	1:30.195	45.838	131	22.536	238	21.821	187	238	6	1:36.479	45.964	131	22.529	238	27.986	57	238

13 Barth, DEU / Hürtgen, DEU

theoretical besttime: 1:28.903

1	2:37.488	1:49.829	118	24.643	217	23.016	184	217	15	1:34.760	45.604	132	22.471	235	26.685	59	235
2	1:31.653	46.776	133	22.678	237	22.199	189	237	16	6:37.522	5:51.297	130	22.690	238	23.535	188	238
3	1:30.103	45.901	130	22.481	235	21.721	190	235	17	1:29.776	45.577	133	22.400	238	21.799	187	238
4	1:29.838	45.629	135	22.384	235	21.825	188	235	18	1:29.198	45.348	135	22.248	238	21.602	188	238
5	1:33.877	45.482	133	22.451	238	25.944	59	238	19	1:29.468	45.328	133	22.344	234	21.796	187	234
6	4:15.796	3:31.832	134	22.390	239	21.574	189	239	20	1:29.571	45.725	133	22.288	235	21.558	188	235
7	1:29.470	45.661	133	22.324	236	**21.485**	188	236	21	1:29.546	45.516	132	22.298	237	21.732	189	237
8	1:29.542	45.481	**137**	22.436	236	21.625	189	236	22	1:35.499	46.036	130	22.723	237	26.740	59	237
9	1:35.903	45.998	131	23.020	235	26.885	59	235	23	6:18.283	5:33.519	130	22.370	238	22.394	191	238
10	6:23.390	5:35.858	127	25.260	231	22.272	188	231	24	1:29.489	45.622	134	22.288	236	21.579	189	236
11	1:30.159	45.941	133	22.494	235	21.724	189	235	25	1:29.633	45.547	132	22.375	236	21.711	188	236
12	1:29.313	45.446	131	22.323	237	21.544	188	237	26	1:34.140	45.585	133	22.456	237	26.099	58	237
13	1:29.499	45.476	130	22.368	238	21.655	188	238	27	2:42.370	1:52.803	130	22.743	237	26.824	59	237
14	**1:29.154**	**45.261**	133	**22.157**	**240**	21.736	188	**240**									

kfzteile24 Premium-Serienpartner
Audi Sport
ADAC motorsport
CAMP DAVID
DEKRA
Eibach
FLYERALARM
KÄRCHER
PIRELLI
postcon
RACEROOM
RAVENOL
Sport Bild
TWIN BUSCH GERMANY
DMSB
2018 INTERNATIONAL SERIES SANCTIONED BY THE FIA

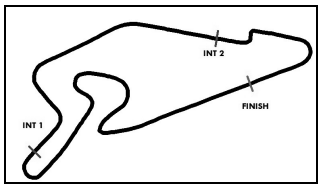

ADAC GT Masters Testday

Sector List Session 1

Provisional

Nürburgring, Length: 3629m
Air temperature: 25°C
Track temperature: 30.55°C
Weather condition: Dry

DMSB Reg. Nr.:

Thursday, August 2, 2018 8:30:00

17 Bernhard, DEU / Estre, FRA — theoretical besttime: 1:28.100

Lap	Time	SE1	SP1	SE2	SP2	SE3	SP3	TSP	Lap	Time	SE1	SP1	SE2	SP2	SE3	SP3	TSP
1	2:22.839	1:25.513	120	24.603	223	32.723	55	223	13	1:28.796	45.270	133	22.070	238	21.456	188	238
2	16:46.973	16:01.027	129	23.354	228	22.592	185	228	14	1:33.595	45.279	134	22.123	238	26.193	57	238
3	1:30.136	45.956	132	22.407	236	21.773	187	236	15	4:16.237	3:31.337	129	22.900	235	22.000	187	235
4	1:29.494	45.514	133	22.294	236	21.686	187	236	16	1:29.226	45.389	135	22.279	236	21.558	187	236
5	1:29.187	45.511	133	22.202	236	21.474	188	236	17	1:28.596	45.164	135	22.118	237	21.314	188	237
6	1:29.000	45.336	135	22.159	237	21.505	188	237	18	1:33.770	45.194	133	22.155	238	26.421	57	238
7	1:29.188	45.288	134	22.132	238	21.768	188	238	19	2:56.360	2:11.300	130	23.351	235	21.709	187	235
8	1:33.723	45.309	133	22.201	238	26.213	57	238	20	1:28.594	45.092	135	22.160	236	21.342	189	236
9	5:43.769	4:59.647	131	22.399	236	21.723	188	236	21	**1:28.100**	**44.860**	**136**	**21.982**	**237**	**21.258**	**189**	237
10	1:29.204	45.353	135	22.134	237	21.717	188	237	22	1:29.164	45.198	136	22.586	236	21.380	188	236
11	1:28.936	45.304	133	22.092	238	21.540	187	238	23	1:28.646	44.943	134	22.030	238	21.673	189	238
12	1:28.629	45.198	133	22.070	**239**	21.361	188	**239**	24	1:28.331	44.951	135	21.991	239	21.389	189	239

18 de Leener, BEL / Bachler, AUT — theoretical besttime: 1:28.598

Lap	Time	SE1	SP1	SE2	SP2	SE3	SP3	TSP	Lap	Time	SE1	SP1	SE2	SP2	SE3	SP3	TSP
1	2:30.783	1:35.560	114	25.967	215	29.256	57	215	15	1:33.772	45.712	133	22.500	236	25.560	57	236
2	3:52.386	3:04.901	127	25.127	219	22.358	186	219	16	6:37.741	5:53.558	131	22.533	236	21.650	187	236
3	1:32.875	46.433	131	23.530	150	22.912	**189**	150	17	1:29.502	45.479	136	22.299	236	21.724	188	236
4	1:30.226	45.721	131	22.678	238	21.827	189	238	18	1:29.376	45.436	134	22.353	236	21.587	188	236
5	1:29.079	45.173	134	22.320	237	21.586	187	237	19	1:29.595	45.528	134	22.375	235	21.692	187	235
6	**1:28.653**	45.064	134	**22.137**	238	21.452	188	238	20	1:29.993	45.782	131	22.542	236	21.669	187	236
7	1:28.967	45.143	134	22.206	**238**	21.618	189	**238**	21	1:34.201	45.581	132	22.498	236	26.122	55	236
8	1:29.049	**45.048**	134	22.209	238	21.792	189	238	22	3:39.031	2:53.398	126	23.260	234	22.373	185	234
9	1:33.435	45.559	133	22.288	236	25.588	57	236	23	1:31.443	46.270	131	22.912	235	22.261	185	235
10	9:45.154	9:01.017	133	22.462	234	21.675	187	234	24	1:31.001	46.185	132	22.687	236	22.129	186	236
11	1:29.068	45.353	**136**	22.282	236	21.433	188	236	25	1:31.473	46.203	130	22.661	234	22.609	187	234
12	1:28.915	45.239	135	22.263	235	**21.413**	187	235	26	1:30.427	45.644	132	22.563	235	22.220	188	235
13	1:28.874	45.239	134	22.221	236	21.414	188	236	27	1:30.824	46.010	132	22.567	234	22.247	189	234
14	1:28.877	45.118	135	22.238	237	21.521	187	237	28	1:30.857	46.221	133	22.552	234	22.084	187	234

19 Perez Companc, ARG / Perera, FRA — theoretical besttime: 1:28.312

Lap	Time	SE1	SP1	SE2	SP2	SE3	SP3	TSP	Lap	Time	SE1	SP1	SE2	SP2	SE3	SP3	TSP
1	6:48.249	5:58.688	117	25.949	219	23.612	181	219	16	1:28.788	44.980	133	22.373	236	21.435	187	236
2	1:34.377	49.051	131	22.798	236	22.528	185	236	17	**1:28.544**	**44.841**	**133**	22.215	237	21.488	188	237
3	1:29.439	45.458	133	22.349	237	21.632	186	237	18	1:34.889	45.057	135	22.141	237	27.691	49	237
4	1:29.103	45.185	133	22.178	**238**	21.740	187	**238**	19	5:43.066	4:58.537	131	22.363	235	22.166	186	235
5	1:28.788	45.043	133	22.195	237	21.550	187	237	20	1:28.893	45.110	133	22.262	236	21.521	187	236
6	1:28.727	45.157	135	22.101	238	21.469	188	238	21	1:31.391	45.101	134	22.254	237	24.036	187	237
7	1:28.812	45.012	133	22.172	237	21.628	187	237	22	1:30.957	45.336	132	22.291	237	23.330	188	237
8	1:28.656	45.185	134	**22.088**	238	**21.383**	**188**	238	23	1:29.236	45.100	130	22.360	238	21.776	188	238
9	1:35.142	45.731	133	22.209	237	27.202	49	237	24	1:34.875	45.065	133	22.452	236	27.358	49	236
10	4:03.299	3:15.625	121	24.601	217	23.073	188	217	25	4:25.788	3:40.761	129	22.848	235	22.179	187	235
11	1:34.800	47.761	131	22.507	235	24.532	188	235	26	1:29.142	45.293	133	22.246	237	21.603	188	237
12	1:29.804	45.593	133	22.330	236	21.881	187	236	27	1:34.422	48.328	129	23.330	228	22.764	187	228
13	1:29.510	45.771	133	22.254	237	21.485	188	237	28	1:33.758	48.128	129	23.014	189	22.616	187	189
14	1:28.969	45.137	134	22.208	238	21.624	188	238	29	1:29.216	45.300	133	22.314	236	21.602	187	236
15	1:31.799	45.191	133	22.464	237	24.144	188	237	30	1:28.877	45.073	133	22.229	236	21.575	187	236

20 Schramm, DEU / Sylvest, DNK — theoretical besttime: 1:29.621

Lap	Time	SE1	SP1	SE2	SP2	SE3	SP3	TSP	Lap	Time	SE1	SP1	SE2	SP2	SE3	SP3	TSP
1	7:10.189	6:19.948	120	26.041	222	24.200	184	222	16	5:38.302	4:50.608	128	24.059	161	23.635	185	161
2	1:33.786	47.426	132	23.398	211	22.962	185	211	17	1:33.165	47.507	131	23.130	233	22.528	186	233
3	1:30.795	46.076	132	22.595	235	22.124	186	235	18	1:31.681	46.407	129	22.964	234	22.310	187	234
4	1:30.171	45.866	131	22.477	235	21.828	187	235	19	1:31.675	46.747	129	22.800	235	22.128	186	235
5	1:30.598	46.123	131	22.461	235	22.014	186	235	20	1:32.081	47.082	129	22.814	235	22.185	187	235
6	1:29.854	**45.602**	132	22.440	235	21.812	**188**	235	21	1:31.274	46.407	132	22.702	236	22.165	186	236
7	1:34.844	45.602	130	22.521	236	26.721	58	236	22	1:30.850	46.110	129	22.701	235	22.039	186	235
8	6:29.676	5:45.097	129	22.582	234	21.997	185	234	23	1:36.430	46.421	122	22.931	235	27.078	58	235
9	1:29.978	45.673	132	22.546	235	21.759	186	235	24	3:48.019	3:02.689	131	22.898	235	22.432	186	235
10	1:29.914	45.716	132	22.507	235	21.691	186	235	25	1:32.009	46.869	130	22.954	235	22.186	187	235
11	1:30.017	45.922	133	22.497	236	**21.598**	187	236	26	1:31.886	46.918	130	22.895	235	22.073	186	235
12	**1:29.794**	45.721	131	**22.421**	**236**	21.652	187	**236**	27	1:32.772	46.960	129	23.805	234	22.007	188	234
13	1:30.073	45.911	132	22.432	235	21.730	187	235	28	1:31.573	46.455	131	22.938	235	22.180	187	235
14	1:29.931	45.672	129	22.527	235	21.732	187	235	29	1:36.320	46.442	130	22.695	235	27.183	58	235
15	1:35.598	45.722	**133**	22.473	236	27.403	58	236									

kfzteile24 Premium-Serienpartner
Audi Sport
ADAC motorsport
CAMP DAVID
DEKRA
Eibach
FLYERALARM
KÄRCHER
PIRELLI
postcon
RACEROOM
RAVENOL
Sport Bild
TWIN BUSCH GERMANY
DMSB
2018 INTERNATIONAL SERIES SANCTIONED BY THE FIA

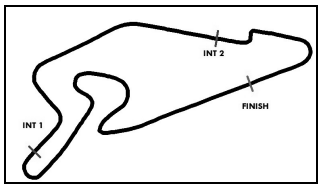

ADAC GT Masters Testday

Sector List Session 1

Provisional

Nürburgring, Length: 3629m
Air temperature: 25°C
Track temperature: 30.55°C
Weather condition: Dry

DMSB Reg. Nr.:

Thursday, August 2, 2018 8:30:00

21 Stolz, DEU / Asch, DEU

theoretical besttime: 1:27.757

Lap	Time	SE1	SP1	SE2	SP2	SE3	SP3	TSP	Lap	Time	SE1	SP1	SE2	SP2	SE3	SP3	TSP
1	4:45.410	3:59.290	127	23.570	232	22.550	186	232	15	1:29.980	45.871	133	22.368	234	21.741	188	234
2	1:32.129	46.420	135	22.564	234	23.145	187	234	16	1:28.893	45.328	135	22.182	236	21.383	188	236
3	1:28.610	45.177	135	22.146	237	21.287	189	237	17	1:28.610	45.083	135	22.159	236	21.368	187	236
4	1:29.235	45.340	137	22.031	238	21.864	**189**	238	18	1:33.938	45.128	136	22.201	236	26.609	58	236
5	1:28.153	44.941	136	22.126	237	**21.086**	189	237	19	3:40.777	2:55.781	133	22.753	234	22.243	188	234
6	**1:28.123**	44.823	**137**	**21.988**	238	21.312	189	238	20	1:29.730	45.570	133	22.490	235	21.670	188	235
7	1:34.185	**44.683**	136	22.081	**238**	27.421	58	**238**	21	1:29.719	45.604	133	22.345	236	21.770	188	236
8	9:21.128	8:37.298	136	22.309	234	21.521	186	234	22	1:29.302	45.424	136	22.267	236	21.611	188	236
9	1:28.315	44.795	136	22.084	237	21.436	187	237	23	1:29.404	45.388	137	22.369	236	21.647	188	236
10	1:28.224	44.794	137	22.064	238	21.366	188	238	24	1:29.343	45.496	134	22.231	236	21.616	188	236
11	1:34.808	44.885	135	28.034	185	21.889	188	185	25	1:29.440	45.360	130	22.243	237	21.837	187	237
12	1:28.338	45.009	136	22.005	237	21.324	189	237	26	1:29.763	45.505	132	22.562	235	21.696	189	235
13	1:34.003	44.919	135	22.113	237	26.971	58	237	27	1:29.368	45.368	133	22.308	237	21.692	188	237
14	8:04.955	7:21.099	134	22.316	234	21.540	187	234									

24 Ortmann, DEU / Winkelhock, DEU

theoretical besttime: 1:27.811

Lap	Time	SE1	SP1	SE2	SP2	SE3	SP3	TSP	Lap	Time	SE1	SP1	SE2	SP2	SE3	SP3	TSP
1	1:49.686	1:00.403	121	25.776	184	23.507	181	184	17	1:31.917	45.227	132	23.694	225	22.996	187	225
2	1:33.656	48.229	126	23.316	235	22.111	185	235	18	1:49.218	57.164	132	22.572	235	29.482	58	235
3	1:30.548	46.332		22.526	236	21.690	186	236	19	7:39.662	6:44.599	93	30.305	169	24.758	180	169
4	1:30.015	45.713	132	22.584	237	21.718	185	237	20	1:48.161	51.145	107	28.683	96	28.333	185	96
5	1:30.182	46.100	131	22.575	**238**	21.507	187	**238**	21	1:29.858	45.743	133	22.524	234	21.591	185	234
6	1:29.142	45.282	132	22.389	238	21.471	187	238	22	1:38.443	45.287	132	28.242	131	24.914	186	131
7	1:29.035	45.118	131	22.423	238	21.494	186	238	23	1:28.443	44.917	133	22.274	236	21.252	186	236
8	1:30.864	45.842	103	23.382	238	21.640	186	238	24	1:28.415	44.792	131	22.208	237	21.415	186	237
9	1:28.697	45.084	132	22.273	237	21.340	187	237	25	1:28.102	44.737	133	22.114	237	**21.251**	**186**	237
10	1:33.934	45.146	133	22.304	238	26.484	58	238	26	1:28.296	44.882	132	22.127	236	21.287	187	236
11	6:13.797	5:28.885	129	22.661	234	22.251	186	234	27	1:33.053	44.906	133	22.099	238	26.048	58	238
12	1:28.872	45.202	131	22.071	237	21.599	186	237	28	2:46.506	2:02.691	132	22.227	236	21.588	189	236
13	1:31.811	46.954	129	23.116	236	21.741	187	236	29	1:31.390	44.937	134	22.853	167	23.600	187	167
14	1:28.607	45.042	134	22.127	237	21.438	186	237	30	1:28.091	44.820	133	**22.014**	**237**	21.257	186	237
15	1:49.971	57.767	131	22.745	192	29.459	188	192	31	**1:27.872**	**44.546**	**132**	22.020	238	21.306	186	238
16	1:28.351	44.799	131	22.201	237	21.351	185	237									

25 Feller, CHE / Haase, DEU

theoretical besttime: 1:27.710

Lap	Time	SE1	SP1	SE2	SP2	SE3	SP3	TSP	Lap	Time	SE1	SP1	SE2	SP2	SE3	SP3	TSP
1	1:48.226	59.169	124	24.900	228	24.157	184	228	16	1:33.965	44.867	132	22.511	201	26.587	186	201
2	1:32.055	47.258	130	22.804	234	21.993	185	234	17	1:28.439	44.815	133	22.313	236	21.311	186	236
3	1:31.085	45.710	134	22.573	236	22.802	185	236	18	1:34.779	44.739	132	22.500	235	27.540	57	235
4	1:30.090	45.773	133	22.579	236	21.738	**187**	236	19	9:10.394	8:22.538	126	24.305	222	23.551	182	222
5	1:29.472	45.425	134	22.518	236	21.529	186	236	20	1:32.582	46.485	130	23.334	229	22.763	184	229
6	1:28.913	45.155	133	22.286	237	21.472	186	237	21	1:28.480	44.874	133	22.232	235	21.374	185	235
7	1:29.422	45.212	133	22.584	236	21.626	186	236	22	1:37.315	44.720	132	27.295	73	25.300	187	73
8	1:28.740	45.147	132	22.223	**237**	21.370	185	**237**	23	1:28.102	44.746	133	22.152	235	**21.204**	**185**	235
9	1:35.273	45.597	133	22.398	236	27.278	57	236	24	**1:27.756**	44.572	134	**21.971**	**236**	21.213	185	236
10	6:24.569	5:34.702	130	22.782	234	27.085	57	234	25	1:27.854	**44.535**	**132**	22.024	236	21.295	186	236
11	2:46.532	1:53.514	133	23.537	138	29.481	185	138	26	1:28.821	45.235	134	22.153	236	21.433	185	236
12	1:28.996	45.064	132	22.394	235	21.538	185	235	27	1:33.131	44.790	132	22.235	235	26.106	57	235
13	1:29.148	45.235	132	22.310	236	21.603	184	236	28	2:38.801	1:53.742	133	22.515	206	22.544	183	206
14	1:28.660	44.958	133	22.271	236	21.431	185	236	29	1:29.318	45.598	133	22.255	236	21.465	185	236
15	1:28.181	44.735	132	22.093	237	21.353	185	237	30	1:28.646	45.116	135	22.287	236	21.243	186	236

26 Schmidt, CHE / Mücke, DEU

theoretical besttime: 1:27.821

Lap	Time	SE1	SP1	SE2	SP2	SE3	SP3	TSP	Lap	Time	SE1	SP1	SE2	SP2	SE3	SP3	TSP
1	1:50.264	1:02.213	120	24.564	216	23.487	184	216	15	1:30.980	45.166	134	22.092	238	23.722	187	238
2	1:37.690	51.873	116	23.663	234	22.154	186	234	16	1:30.779	44.989	131	22.289	238	23.501	183	238
3	1:29.569	45.634	129	22.331	238	21.604	186	238	17	1:28.147	44.943	135	21.994	238	21.210	187	238
4	1:28.675	45.297	130	**21.950**	240	21.428	186	240	18	1:33.598	44.808	132	22.218	236	26.572	57	236
5	1:28.430	44.987	134	21.965	**241**	21.478	187	**241**	19	9:37.368	8:51.374	130	22.448	236	23.546	185	236
6	1:30.957	46.796	123	22.632	238	21.529	186	238	20	1:29.139	45.133	135	22.162	236	21.844	184	236
7	1:28.062	44.818	132	22.036	240	**21.208**	187	240	21	1:28.648	45.192	134	22.111	237	21.345	187	237
8	**1:27.865**	**44.663**	133	21.989	238	21.213	187	238	22	1:28.506	45.149	135	21.970	238	21.387	187	238
9	1:27.939	44.701	132	22.020	239	21.218	187	239	23	1:33.694	45.194	131	22.216	238	26.284	57	238
10	1:34.623	45.867	130	22.179	237	26.577	57	237	24	2:39.323	1:54.791	129	22.966	236	21.566	185	236

kfzteile24 Premium-Serienpartner
Audi Sport
ADAC motorsport
CAMP DAVID
DEKRA
Eibach
FLYERALARM
KÄRCHER
PIRELLI
postcon
RACEROOM
RAVENOL
Sport Bild
TWIN BUSCH GERMANY
DMSB
2018 INTERNATIONAL SERIES SANCTIONED BY THE FIA

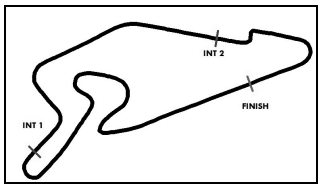

ADAC GT Masters Testday

Sector List Session 1

Provisional

Nürburgring, Length: 3629m
Air temperature: 25°C
Track temperature: 30.55°C
Weather condition: Dry

DMSB Reg. Nr.:

Thursday, August 2, 2018 8:30:00

Lap	Time	SE1	SP1	SE2	SP2	SE3	SP3	TSP	Lap	Time	SE1	SP1	SE2	SP2	SE3	SP3	TSP
11	9:58.117	9:13.465	130	22.611	237	22.041	186	237	25	1:29.059	45.288	129	22.318	236	21.453	186	236
12	1:28.940	45.345	132	22.214	237	21.381	187	237	26	1:29.061	45.312	135	22.198	237	21.551	187	237
13	1:31.763	45.627	132	22.577	236	23.559	186	236	27	1:28.785	45.252	130	22.065	238	21.468	185	238
14	1:28.885	45.433	135	22.034	238	21.418	**188**	238	28	1:28.805	45.094	130	22.292	237	21.419	186	237

28 van der Linde, ZAF / van der Linde, ZAF

theoretical besttime: 1:27.245

1	2:58.936	2:13.058	123	23.435	231	22.443	182	231	15	4:25.603	3:41.008	131	22.669	236	21.926	185	236
2	1:31.593	47.473	130	22.422	235	21.698	186	235	16	1:29.183	45.454	133	22.257	237	21.472	186	237
3	1:29.089	44.589	134	21.878	238	22.622	**188**	238	17	1:28.686	45.048	134	22.244	238	21.394	185	238
4	**1:27.323**	**44.391**	**136**	**21.761**	240	21.171	188	240	18	1:30.817	45.000	133	23.618	209	22.199	186	209
5	1:29.343	44.641	134	21.989	238	22.713	187	238	19	1:28.777	44.952	134	22.339	237	21.486	186	237
6	1:27.778	44.523	135	21.922	238	21.333	186	238	20	1:34.273	45.367	133	22.403	237	26.503	58	237
7	1:27.527	44.513	133	21.869	**240**	21.145	188	**240**	21	3:52.380	3:07.900	129	23.005	233	21.475	183	233
8	1:37.038	46.516	117	23.576	231	26.946	58	231	22	1:35.438	45.368	131	24.769	151	25.301	187	151
9	10:03.653	9:16.152	130	22.816	225	24.685	187	225	23	1:27.793	44.698	133	22.002	237	**21.093**	**186**	237
10	1:28.457	44.823	132	22.287	237	21.347	186	237	24	1:27.715	44.573	133	22.007	238	21.135	186	238
11	1:28.025	44.813	133	22.031	237	21.181	187	237	25	1:27.959	44.540	133	22.013	238	21.406	187	238
12	1:28.431	44.633	133	22.418	235	21.380	187	235	26	1:27.946	44.595	133	21.975	238	21.376	187	238
13	1:28.278	44.883	132	22.138	237	21.257	186	237	27	1:36.920	45.470	132	25.210	115	26.240	187	115
14	1:35.123	44.955	130	23.392	236	26.776	58	236	28	1:33.736	44.555	135	22.008	238	27.173	58	238

29 Dennis, GBR / Mies, DEU

theoretical besttime: 1:27.513

1	2:35.806	1:48.612	117	24.539	206	22.655	181	206	15	5:56.025	4:54.531	132	28.297	144	33.197	58	144
2	1:31.947	47.097	133	22.837	237	22.013	187	237	16	8:59.190	8:14.654	130	22.883	234	21.653	184	234
3	1:29.036	45.400	134	22.216	**240**	21.420	186	**240**	17	1:28.291	44.865	133	22.128	235	21.298	186	235
4	1:28.400	45.010	134	22.078	238	21.312	186	238	18	1:27.871	44.684	135	21.976	237	21.211	186	237
5	1:28.270	44.822	135	22.134	237	21.314	187	237	19	**1:27.563**	**44.447**	**136**	21.939	237	**21.177**	**187**	237
6	1:28.033	44.748	134	22.005	238	21.280	186	238	20	1:32.166	44.651	133	22.018	236	25.497	58	236
7	1:32.655	44.766	135	22.119	238	25.770	58	238	21	2:32.240	1:47.031	128	23.448	221	21.761	187	221
8	3:15.453	2:31.715	134	22.187	238	21.551	186	238	22	1:29.758	44.957	133	22.170	236	22.631	188	236
9	1:28.195	44.699	135	22.027	238	21.469	186	238	23	1:27.813	44.538	134	22.045	237	21.230	184	237
10	1:28.199	44.753	135	22.098	237	21.348	188	237	24	1:27.806	44.619	134	**21.889**	**237**	21.298	188	237
11	1:32.755	44.845	134	22.084	238	25.826	58	238	25	1:27.734	44.543	133	21.979	236	21.212	187	236
12	4:29.786	3:44.808	131	22.293	236	22.685	185	236	26	1:36.479	44.547	135	26.002	145	25.930	186	145
13	1:28.545	44.976	135	22.041	237	21.528	186	237	27	1:27.971	44.822	133	21.904	237	21.245	187	237
14	1:34.401	45.282	133	22.128	238	26.991	57	238	28	1:28.121	44.737	136	22.046	238	21.338	186	238

33 Salaquarda, CZE / Stippler, DEU

theoretical besttime: 1:27.551

1	2:01.878	1:12.172	118	26.099	217	23.607	185	217	17	1:27.763	44.663	134	21.916	239	**21.184**	**189**	239
2	1:31.919	47.124	130	22.814	237	21.981	187	237	18	1:28.378	44.782	133	22.021	240	21.575	190	240
3	1:29.478	45.764	133	22.112	239	21.602	188	239	19	1:28.029	44.688	133	21.986	239	21.355	189	239
4	1:29.007	45.251	133	22.034	240	21.722	188	240	20	1:34.423	44.712	133	22.499	240	27.212	57	240
5	1:29.771	45.836	129	22.020	**241**	21.915	189	**241**	21	5:52.810	5:08.949	131	22.286	237	21.575	187	237
6	1:29.075	45.486	132	22.033	241	21.556	188	241	22	1:35.091	45.512	133	22.277	238	27.302	57	238
7	1:30.040	45.396	130	22.073	241	22.571	189	241	23	4:46.864	3:57.435	128	26.502	181	22.927	186	181
8	1:28.957	44.990	134	22.511	237	21.456	188	237	24	1:33.456	47.935	133	22.531	236	22.990	187	236
9	1:28.728	45.171	132	22.142	239	21.415	187	239	25	1:28.176	44.888	134	22.060	238	21.228	188	238
10	1:34.696	45.284	129	22.413	240	26.999	57	240	26	1:30.413	44.688	137	21.903	240	23.822	189	240
11	6:46.441	6:00.369	127	23.188	234	22.884	186	234	27	1:27.946	44.684	132	21.998	240	21.264	189	240
12	1:29.299	45.659	131	22.147	239	21.493	188	239	28	1:29.317	44.916	134	22.048	239	22.353	190	239
13	1:29.421	45.868	135	22.072	240	21.481	189	240	29	1:27.648	44.624	134	21.829	240	21.195	189	240
14	1:29.514	45.213	132	22.523	239	21.778	188	239	30	**1:27.604**	**44.554**	**135**	**21.813**	**239**	21.237	190	239
15	1:28.593	44.998	134	22.106	238	21.489	189	238	31	1:36.733	44.841	134	24.942	237	26.950	57	237
16	1:28.006	44.891	135	21.918	239	21.197	188	239									

35 Judek, DEU / Eriksson, SWE

theoretical besttime: 1:29.657

1	2:20.699	1:13.707	100	30.078	145	36.914	57	145	12	13:48.098	13:01.491	120	23.754	231	22.853	184	231
2	2:03.861	1:13.496	119	26.416	192	23.949	170	192	13	1:32.366	46.929	129	23.053	233	22.384	184	233
3	1:38.046	51.936	127	23.275	**237**	22.835	184	**237**	14	1:32.069	46.849	130	23.006	235	22.214	184	235
4	1:51.517	47.380	125	27.509	148	36.628	57	148	15	1:31.573	46.570	129	22.875	234	22.128	185	234
5	11:53.106	11:05.616	114	24.545	195	22.945	183	195	16	1:31.567	46.594	131	22.915	234	22.058	185	234
6	1:30.704	45.979	129	22.678	235	22.047	185	235	17	1:37.623	46.638	129	22.969	235	28.016	57	235
7	1:30.284	46.013	130	22.632	236	**21.639**	185	236	18	5:35.838	4:50.504	129	23.190	234	22.144	184	234

kfzteile24 Premium-Serienpartner
Audi Sport
ADAC motorsport
CAMP DAVID
DEKRA
Eibach
FLYERALARM
KÄRCHER
PIRELLI
postcon
RACEROOM
RAVENOL
Sport Bild
TWIN BUSCH GERMANY
DMSB
2018 INTERNATIONAL SERIES SANCTIONED BY THE FIA

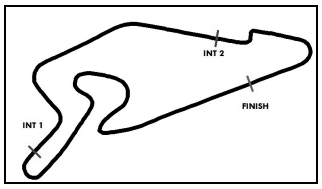

ADAC GT Masters Testday

Sector List Session 1

Provisional

Nürburgring, Length: 3629m
Air temperature: 25°C
Track temperature: 30.55°C
Weather condition: Dry

DMSB Reg. Nr.:

Thursday, August 2, 2018 8:30:00

Lap	Time	SE1	SP1	SE2	SP2	SE3	SP3	TSP	Lap	Time	SE1	SP1	SE2	SP2	SE3	SP3	TSP
8	1:30.295	45.704	130	22.441	237	22.150	**186**	237	19	1:32.608	46.664	130	23.538	235	22.406	183	235
9	**1:29.795**	45.628	130	**22.396**	236	21.771	186	236	20	1:32.000	46.970	129	22.993	236	22.037	185	236
10	1:29.873	**45.622**	127	22.590	236	21.661	186	236	21	1:31.555	46.637	129	22.940	235	21.978	184	235
11	1:35.005	46.029	129	22.511	236	26.465	57	236									

42 Jensen, DEN / Scheider, DEU

theoretical besttime: 1:28.433

Lap	Time	SE1	SP1	SE2	SP2	SE3	SP3	TSP	Lap	Time	SE1	SP1	SE2	SP2	SE3	SP3	TSP
1	2:03.029	1:11.282	122	23.663	234	28.084	58	234	17	1:30.413	46.102	131	22.467	240	21.844	186	240
2	2:39.244	1:54.219	129	23.003	236	22.022	187	236	18	1:30.751	46.250	130	22.472	239	22.029	188	239
3	1:30.869	46.207	132	22.511	237	22.151	188	237	19	1:37.207	46.535	129	23.897	223	26.775	59	223
4	1:29.434	45.425	132	22.193	238	21.816	187	238	20	7:20.962	6:35.223	127	23.023	232	22.716	188	232
5	1:28.909	45.394	**135**	**21.995**	239	21.520	189	239	21	1:30.586	46.189	131	22.505	238	21.892	187	238
6	**1:28.528**	**45.008**	133	22.090	240	**21.430**	**189**	240	22	1:30.908	46.378	134	22.501	239	22.029	187	239
7	1:29.354	45.485	133	22.002	240	21.867	189	240	23	1:30.783	46.300	130	22.637	239	21.846	187	239
8	1:29.148	45.275	133	22.063	239	21.810	188	239	24	1:35.541	46.315	130	22.617	235	26.609	59	235
9	1:29.402	45.600	130	22.223	238	21.579	188	238	25	4:44.508	3:58.515	124	23.496	228	22.497	187	228
10	1:34.869	45.871	130	22.447	235	26.551	59	235	26	1:30.733	46.359	130	22.578	238	21.796	187	238
11	3:09.038	2:20.696	128	25.485	197	22.857	188	197	27	1:31.608	47.013	125	22.643	239	21.952	187	239
12	1:30.320	46.138	130	22.404	238	21.778	187	238	28	1:30.944	46.349	131	22.636	239	21.959	188	239
13	1:30.244	45.772	133	22.512	238	21.960	186	238	29	1:32.494	47.693	131	22.786	238	22.015	188	238
14	1:33.481	46.418	133	23.312	175	23.751	188	175	30	1:37.333	47.492	130	23.008	234	26.833	58	234
15	1:29.985	45.875	130	22.359	**240**	21.751	187	**240**	31	2:43.057	1:53.354	123	23.135	235	26.568	58	235
16	1:30.008	45.876	133	22.373	239	21.759	188	239									

43 Marschall, DEU / Bouveng, SWE

theoretical besttime: 1:29.151

Lap	Time	SE1	SP1	SE2	SP2	SE3	SP3	TSP	Lap	Time	SE1	SP1	SE2	SP2	SE3	SP3	TSP
1	2:04.164	1:15.762	117	25.075	207	23.327	186	207	15	4:14.662	3:30.325	131	22.447	240	21.890	188	240
2	1:32.043	47.442	128	22.769	239	21.832	188	239	16	1:30.795	46.122	131	22.415	239	22.258	189	239
3	1:29.956	45.980	**134**	22.392	240	21.584	189	240	17	1:35.694	46.198	130	22.641	238	26.855	58	238
4	1:29.757	45.695	132	22.303	241	21.759	**190**	241	18	3:26.423	2:41.602	127	22.614	238	22.207	187	238
5	1:29.848	45.863	133	22.268	**242**	21.717	188	**242**	19	1:33.025	47.197	127	23.743	240	22.085	188	240
6	1:29.398	45.572	133	**22.224**	241	21.602	189	241	20	1:31.625	46.932	124	22.721	239	21.972	188	239
7	1:29.698	45.774	131	22.273	240	21.651	188	240	21	1:36.719	46.650	129	22.728	235	27.341	58	235
8	1:35.037	45.530	132	22.426	237	27.081	58	237	22	4:00.080	3:15.134	126	22.802	238	22.144	188	238
9	3:58.873	3:14.837	131	22.309	239	21.727	188	239	23	1:31.378	46.658	129	22.602	239	22.118	188	239
10	**1:29.308**	**45.461**	131	22.381	238	**21.466**	189	238	24	1:36.264	46.650	129	22.720	237	26.894	58	237
11	1:30.708	45.671	130	22.424	239	22.613	189	239	25	3:43.503	2:58.489	125	22.810	238	22.204	187	238
12	1:29.885	45.737	132	22.390	241	21.758	188	241	26	1:31.940	46.714	128	23.163	237	22.063	189	237
13	1:29.738	45.655	131	22.364	240	21.719	189	240	27	1:32.218	46.895	130	22.691	239	22.632	189	239
14	1:34.931	45.861	132	22.353	237	26.717	59	237	28	1:36.896	46.925	126	22.774	235	27.197	58	235

47 Pommer, DEU / Götz, DEU

theoretical besttime: 1:28.228

Lap	Time	SE1	SP1	SE2	SP2	SE3	SP3	TSP	Lap	Time	SE1	SP1	SE2	SP2	SE3	SP3	TSP
1	2:06.703	1:16.697	122	26.340	208	23.666	183	208	16	1:29.533	45.769	133	22.247	235	21.517	187	235
2	1:38.125	47.175	129	23.171	231	27.779	58	231	17	1:34.575	45.387	134	22.363	235	26.825	59	235
3	4:42.976	3:58.350	131	22.619	234	22.007	187	234	18	5:29.583	4:44.344	134	22.704	226	22.535	187	226
4	1:29.480	45.305	134	22.463	235	21.712	186	235	19	1:30.260	45.919	135	22.441	236	21.900	187	236
5	1:28.850	44.957	134	22.341	235	21.552	187	235	20	1:30.439	45.493	135	**22.130**	**234**	22.816	190	234
6	1:28.613	**44.864**	133	22.359	235	21.390	187	235	21	1:29.309	45.619	133	22.267	236	21.423	188	236
7	**1:28.513**	45.038	134	22.241	235	**21.234**	187	235	22	1:29.320	45.572	134	22.157	236	21.591	188	236
8	1:28.567	44.925	135	22.221	235	21.421	184	235	23	1:28.786	45.189	132	22.213	235	21.384	188	235
9	1:28.516	45.030	135	22.157	234	21.329	187	234	24	1:29.196	45.490	134	22.203	235	21.503	188	235
10	1:37.778	48.149	127	22.706	235	26.923	59	235	25	1:36.241	45.405	134	22.294	235	28.542	59	235
11	5:47.652	5:03.455	131	22.467	235	21.730	185	235	26	5:19.140	4:33.666	131	22.896	222	22.578	188	222
12	1:28.736	45.226	133	22.186	236	21.324	187	236	27	1:29.558	45.562	134	22.315	237	21.681	187	237
13	1:33.079	45.260	133	24.933	180	22.886	188	180	28	1:29.334	45.663	135	22.176	237	21.495	189	**237**
14	1:30.359	45.815	119	23.077	234	21.467	187	234	29	1:29.909	45.710	134	22.280	237	21.919	189	237
15	1:28.930	45.483	132	22.172	235	21.275	188	235	30	1:29.217	45.494	135	22.238	236	21.485	188	236

48 Dontje, NLD / Buhk, DEU

theoretical besttime: 1:28.971

Lap	Time	SE1	SP1	SE2	SP2	SE3	SP3	TSP	Lap	Time	SE1	SP1	SE2	SP2	SE3	SP3	TSP
1	2:35.963	1:39.159	112	26.410	211	30.394	60	211	8	3:08.551	2:23.810	133	22.620	234	22.121	188	234
2	38:42.885	37:55.228	124	24.239	209	23.418	181	209	9	1:30.235	45.772	135	22.463	235	22.000	188	235
3	1:31.431	46.588	130	22.935	229	21.908	185	229	10	1:37.646	45.816	135	22.597	236	29.233	59	**236**
4	1:30.155	45.827	131	22.631	233	21.697	186	233	11	2:58.967	2:14.145	132	22.947	232	21.875	187	232
5	1:29.502	45.572	134	22.489	234	**21.441**	186	234	12	1:29.350	45.461	136	22.255	235	21.634	188	235
6	1:29.249	**45.324**	134	22.427	235	21.498	185	235	13	**1:29.014**	45.329	135	**22.206**	**236**	21.479	188	236

kfzteile24 Premium-Serienpartner
Audi Sport
ADAC motorsport
CAMP DAVID
DEKRA
Eibach
FLYERALARM
KÄRCHER
PIRELLI
postcon
RACEROOM
RAVENOL
Sport Bild
TWIN BUSCH GERMANY
DMSB
2018 INTERNATIONAL SERIES SANCTIONED BY THE FIA

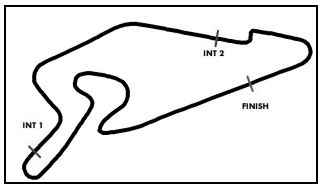

ADAC GT Masters Testday

Sector List Session 1

Provisional

Nürburgring, Length: 3629m
Air temperature: 25°C
Track temperature: 30.55°C
Weather condition: Dry

DMSB Reg. Nr.:

Thursday, August 2, 2018 8:30:00

Lap	Time	SE1	SP1	SE2	SP2	SE3	SP3	TSP	Lap	Time	SE1	SP1	SE2	SP2	SE3	SP3	TSP
7	1:33.895	45.543	133	22.588	235	25.764	59	235									

50 Geipel, DEU / Frey, CHE — theoretical besttime: 1:29.049

Lap	Time	SE1	SP1	SE2	SP2	SE3	SP3	TSP	Lap	Time	SE1	SP1	SE2	SP2	SE3	SP3	TSP
1	3:42.721	2:47.160	113	30.366	133	25.195	179	133	16	1:29.310	45.448	132	22.339	237	21.523	187	237
2	1:32.598	47.477	132	23.076	234	22.045	184	234	17	1:29.919	45.773	131	22.411	237	21.735	186	237
3	1:29.957	45.834	132	22.373	236	21.750	183	236	18	1:38.119	46.240	130	23.042	236	28.837	57	236
4	1:29.864	45.854	133	22.358	236	21.652	185	236	19	3:42.669	2:57.619	129	23.146	232	21.904	185	232
5	**1:29.110**	45.468	133	22.198	236	**21.444**	186	236	20	1:30.957	46.473	130	22.444	237	22.040	187	237
6	1:34.212	45.424	133	22.267	236	26.521	57	236	21	1:29.678	45.750	133	22.295	236	21.633	186	236
7	6:07.852	5:22.686	127	22.848	235	22.318	186	235	22	1:29.294	45.470	133	22.232	237	21.592	186	237
8	1:30.234	45.868	133	22.580	236	21.786	186	236	23	1:29.717	45.532	133	22.380	237	21.805	186	237
9	1:30.136	45.723	132	22.624	236	21.789	186	236	24	1:36.851	45.727	132	22.274	236	28.850	57	236
10	1:30.351	46.036	133	22.509	237	21.806	186	237	25	3:37.003	2:53.003	133	22.367	236	21.633	186	236
11	1:29.762	45.697	132	22.303	237	21.762	**188**	237	26	1:29.396	45.546	134	**22.189**	**237**	21.661	186	237
12	1:37.821	46.744	128	23.108	232	27.969	57	232	27	1:29.796	45.756	131	22.396	236	21.644	186	236
13	5:45.229	5:00.567	131	22.736	236	21.926	187	236	28	1:29.463	**45.416**	**133**	22.299	236	21.748	186	236
14	1:30.064	45.835	**134**	22.567	236	21.662	187	236	29	1:34.086	45.628	132	22.364	236	26.094	57	236
15	1:29.449	45.541	132	22.360	**237**	21.548	187	**237**									

53 Vainio, FIN / Beretta, ITA — theoretical besttime: 1:29.615

Lap	Time	SE1	SP1	SE2	SP2	SE3	SP3	TSP	Lap	Time	SE1	SP1	SE2	SP2	SE3	SP3	TSP
1	2:13.814	1:15.812	101	30.310	157	27.692	177	157	13	1:36.769	46.404	128	22.894	236	27.471	56	236
2	1:46.285	54.182	127	26.999	178	25.104	183	178	14	8:55.705	7:59.375	116	24.560	226	31.770	56	226
3	1:57.861	55.940	114	27.143	165	34.778	57	165	15	1:57.807	1:12.578	132	22.674	234	22.555	184	234
4	11:07.606	10:16.660	104	26.446	212	24.500	180	212	16	1:30.906	46.118	132	22.670	235	22.118	185	235
5	1:34.688	48.820	131	23.020	235	22.848	184	235	17	1:30.481	45.745	132	22.689	236	22.047	185	236
6	1:31.176	46.371	131	22.815	235	21.990	185	235	18	1:30.170	45.667	131	22.543	237	21.960	185	237
7	1:30.933	46.079	131	22.853	234	22.001	186	234	19	1:30.189	45.848	134	22.518	236	21.823	185	236
8	1:30.272	45.827	134	22.613	235	21.832	186	235	20	1:29.898	45.555	130	22.617	235	21.726	185	235
9	1:29.989	45.464	131	22.803	235	**21.722**	**186**	235	21	1:38.709	46.449	130	23.137	203	29.123	57	203
10	**1:29.797**	**45.430**	**135**	22.554	236	21.813	186	236	22	8:42.864	7:58.187	129	22.531	235	22.146	184	235
11	1:37.547	46.490	118	27.154	192	23.903	186	192	23	1:34.795	45.944	131	22.506	235	26.345	57	235
12	1:29.969	45.717	129	**22.463**	**237**	21.789	186	**237**									

69 Slooten, DEU / Luhr, DEU — theoretical besttime: 1:28.068

Lap	Time	SE1	SP1	SE2	SP2	SE3	SP3	TSP	Lap	Time	SE1	SP1	SE2	SP2	SE3	SP3	TSP
1	2:21.685	1:22.502	122	24.716	192	34.467	57	192	18	1:29.131	45.208	132	22.351	236	21.572	189	236
2	2:57.641	2:06.284	127	29.160	218	22.197	187	218	19	1:29.192	45.390	135	22.216	237	21.586	189	237
3	1:29.841	45.816	133	22.549	237	21.476	188	237	20	1:33.544	45.526	134	22.390	238	25.628	57	238
4	1:29.135	45.202	134	22.333	237	21.600	189	237	21	4:11.753	3:23.883	127	22.791	236	25.079	186	236
5	1:28.341	44.933	134	22.140	238	21.268	187	238	22	1:31.745	47.158	129	22.625	236	21.962	187	236
6	**1:28.242**	**44.908**	136	22.179	237	**21.155**	189	237	23	1:30.640	46.175	131	22.490	236	21.975	187	236
7	1:28.253	45.079	**137**	**22.005**	237	21.169	189	237	24	2:00.852	45.884	127	22.546	237	52.422	185	237
8	1:28.389	45.075	137	22.047	237	21.267	189	237	25	1:31.062	46.190	131	22.300	238	22.572	187	238
9	1:28.332	44.919	134	22.082	238	21.331	189	238	26	1:30.649	46.153	129	22.538	236	21.958	188	236
10	1:33.212	45.058	137	22.137	237	26.017	57	237	27	1:41.635	46.004	131	33.473	234	22.158	187	234
11	5:41.754	4:57.166	128	22.439	237	22.149	**190**	237	28	1:30.926	46.356	131	22.554	237	22.016	188	237
12	1:30.026	45.291	135	22.223	238	22.512	189	238	29	1:30.626	46.188	133	22.558	236	21.880	188	236
13	1:29.026	45.284	128	22.242	238	21.500	189	238	30	1:30.599	45.916	131	22.522	237	22.161	187	237
14	1:28.671	45.086	136	22.260	237	21.325	189	237	31	1:31.381	46.257	125	22.730	237	22.394	188	237
15	1:28.598	45.046	133	22.198	**239**	21.354	189	**239**	32	1:30.863	46.398	130	22.510	237	21.955	188	237
16	1:33.103	45.283	132	22.319	238	25.501	57	238	33	1:37.445	46.903	130	22.700	237	27.842	57	237
17	3:19.140	2:35.113	133	22.518	234	21.509	188	234									

82 Ineichen, CHE / Engelhart, DEU — theoretical besttime: 1:27.913

Lap	Time	SE1	SP1	SE2	SP2	SE3	SP3	TSP	Lap	Time	SE1	SP1	SE2	SP2	SE3	SP3	TSP
1	6:30.796	5:44.896	121	23.684	230	22.216	184	230	17	1:36.340	45.498	130	22.298	237	28.544	49	237
2	1:31.039	46.318	132	22.541	**238**	22.180	186	**238**	18	3:03.421	2:19.160	131	22.500	232	21.761	187	232
3	1:31.535	46.609	129	22.728	175	22.198	188	175	19	1:29.145	45.356	131	22.351	234	21.438	186	234
4	1:28.600	44.972	133	22.114	237	21.514	187	237	20	1:28.995	45.269	132	22.256	236	21.470	185	236
5	1:31.281	45.411	131	22.580	205	23.290	187	205	21	1:37.967	45.278	132	22.526	235	30.163	49	235
6	1:28.262	44.889	132	22.138	236	21.235	186	236	22	3:48.843	3:03.486	125	23.041	230	22.316	186	230
7	1:28.638	45.014	132	22.172	236	21.452	186	236	23	1:32.268	45.454	132	22.226	234	24.588	188	234
8	1:33.681	45.076	132	22.220	235	26.385	49	235	24	1:28.494	44.947	133	22.246	234	21.301	187	234
9	3:50.337	3:05.634	131	22.476	232	22.227	185	232	25	1:31.063	44.844	133	23.430	234	22.789	188	234
10	1:30.232	46.165	133	22.267	236	21.800	186	236	26	**1:27.913**	**44.782**	**133**	**22.046**	**238**	**21.085**	**187**	238

kfzteile24 Premium-Serienpartner
Audi Sport
ADAC motorsport
CAMP DAVID
DEKRA
Eibach
FLYERALARM
KÄRCHER
PIRELLI
postcon
RACEROOM
RAVENOL
Sport Bild
TWIN BUSCH GERMANY
DMSB
2018 INTERNATIONAL SERIES SANCTIONED BY THE FIA

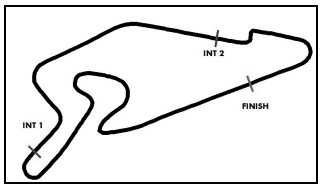

ADAC GT Masters Testday

Sector List Session 1

Provisional

Nürburgring, Length: 3629m
Air temperature: 25°C
Track temperature: 30.55°C
Weather condition: Dry

DMSB Reg. Nr.:

Thursday, August 2, 2018 8:30:00

Lap	Time	SE1	SP1	SE2	SP2	SE3	SP3	TSP	Lap	Time	SE1	SP1	SE2	SP2	SE3	SP3	TSP
11	1:29.813	45.637	132	22.507	233	21.669	186	233	27	1:29.722	45.354	129	22.689	235	21.679	188	235
12	1:31.395	45.512	131	22.658	233	23.225	187	233	28	1:29.933	45.060	132	22.279	236	22.594	188	236
13	1:29.595	45.266	131	22.489	235	21.840	186	235	29	1:32.968	44.795	132	22.046	237	26.127	49	237
14	1:29.547	45.270	130	22.478	234	21.799	187	234	30	2:34.710	1:50.596	131	22.374	235	21.740	186	235
15	1:29.374	45.430	**133**	22.261	237	21.683	185	237	31	1:29.335	45.444	132	22.231	234	21.660	185	234
16	1:29.462	45.324	131	22.393	235	21.745	187	235	32	1:28.717	44.943	133	22.229	234	21.545	186	234

84 Assenheimer, DEU / Marciello, CHE — **theoretical besttime: 1:28.751**

1	5:51.164	5:00.835	120	25.470	205	24.859	182	205	16	1:34.609	45.474	134	22.361	234	26.774	59	234
2	1:34.324	48.779	129	23.173	231	22.372	185	231	17	4:15.281	3:26.584	135	26.231	206	22.466	186	206
3	1:31.706	47.342	134	22.479	234	21.885	187	234	18	1:29.602	45.638	133	22.404	236	21.560	187	236
4	1:29.646	45.569	132	22.399	235	21.678	187	235	19	1:29.363	45.509	135	22.247	236	21.607	187	236
5	1:29.802	45.360	135	22.516	234	21.926	187	234	20	1:29.386	45.344	131	**22.191**	**236**	21.851	180	236
6	1:29.203	45.175	134	22.491	234	21.537	187	234	21	1:33.931	48.925	133	22.449	236	22.557	188	236
7	1:29.060	**45.090**	132	22.341	235	21.629	185	235	22	1:29.207	45.416	136	22.239	236	21.552	187	236
8	1:34.624	45.540	130	22.448	234	26.636	59	234	23	**1:28.946**	45.253	134	22.223	236	**21.470**	**189**	236
9	7:38.209	6:52.342	133	23.338	206	22.529	186	206	24	1:34.510	45.215	135	22.266	236	27.029	59	236
10	1:29.539	45.582	133	22.286	235	21.671	187	235	25	4:12.423	3:27.610	130	22.760	235	22.053	187	235
11	1:29.441	45.476	134	22.380	235	21.585	188	235	26	1:29.189	45.251	134	22.265	237	21.673	187	**237**
12	1:29.541	45.545	132	22.312	235	21.684	187	235	27	1:29.469	45.598	132	22.317	235	21.554	188	235
13	1:29.207	45.405	130	22.312	235	21.490	187	235	28	1:29.383	45.315	133	22.276	236	21.792	185	236
14	1:29.488	45.429	132	22.372	235	21.687	187	235	29	1:30.857	45.557	133	23.332	203	21.968	188	203
15	1:29.557	45.442	132	22.381	234	21.734	186	234	30	1:29.211	45.279	136	22.195	236	21.737	188	236

99 Renauer, DEU / Jaminet, FRA — **theoretical besttime: 1:28.142**

1	9:20.706	8:20.646	125	27.592	193	32.468	56	193	10	10:05.907	9:19.114	129	22.321	235	24.472	188	235
2	3:18.751	2:29.032	131	24.034	182	25.685	188	182	11	1:28.746	45.276	132	21.967	235	21.503	188	235
3	1:29.853	45.823	132	22.328	237	21.702	188	237	12	1:28.713	45.155	133	22.121	236	21.437	187	236
4	1:28.637	45.120	133	22.017	**238**	21.500	189	**238**	13	1:33.248	45.064	133	22.116	237	26.068	56	237
5	1:28.493	45.005	133	22.060	237	21.428	188	237	14	9:30.769	8:42.225	116	23.600	235	24.944	187	235
6	1:28.538	45.049	132	22.000	237	21.489	187	237	15	1:29.163	45.396	133	22.141	236	21.626	189	236
7	1:28.238	44.942	133	22.014	238	**21.282**	**189**	238	16	1:29.654	45.343	132	22.161	236	22.150	188	236
8	**1:28.207**	**44.910**	**134**	**21.950**	237	21.347	189	237	17	1:28.778	45.235	132	22.127	236	21.416	188	236
9	1:34.208	45.258	132	22.345	238	26.605	56	238	18	1:34.031	45.581	132	22.264	236	26.186	56	236

kfzteile24 Premium-Serienpartner
Audi Sport
ADAC motorsport
CAMP DAVID
DEKRA
Eibach
FLYERALARM
KÄRCHER
PIRELLI
postcon
RACEROOM
RAVENOL
Sport Bild
TWIN BUSCH GERMANY
DMSB
2018 INTERNATIONAL SERIES SANCTIONED BY THE FIA