

ADAC GT Masters Testday

Sector List Session 3



Provisional

Autodrom Most, Length: 4212m

Air temperature: 14.65°C

Track temperature: 15.22°C

Weather condition: Dry

DMSB Reg. Nr.:

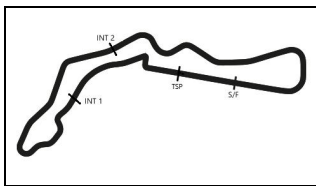
Thursday, April 26, 2018 15:55:00

Lap	Time	SE1	SP1	SE2	SP2	SE3	SP3	TSP	Lap	Time	SE1	SP1	SE2	SP2	SE3	SP3	TSP
1 Kirchhöfer, DEU / Keilwitz, DEU									theoretical besttime: 1:31.783								
1	3:31.373	2:02.940	138	42.071	169	46.362	203		12	5:33.541	4:03.847	154	41.448	163	48.246	162	
2	1:39.449	27.674	182	33.951	216	37.824	213	193	13	1:52.341	28.348	193	39.482	150	44.511	213	200
3	1:35.735	24.366	219	32.707	216	38.662	213	237	14	1:34.145	24.122	222	32.366	220	37.657	217	240
4	1:32.499	24.000	223	31.450	221	37.049	213	239	15	1:32.658	24.212	222	31.497	218	36.949	218	243
5	1:31.978	24.032	222	31.119	222	36.827	215	238	16	1:32.560	23.971	221	31.639	220	36.950	217	242
6	1:46.389	24.002	222	31.312	220	51.075		241	17	1:46.125	23.946	224	31.573	219	50.606		242
7	7:55.751	6:41.229	183	33.204	214	41.318	217		18	14:16.893	13:01.919	180	35.790	208	39.184	214	
8	1:32.756	24.003	223	31.647	217	37.106	215	242	19	1:36.497	24.588	221	32.223	216	39.686	217	240
9	1:32.750	24.106	222	31.533	220	37.111	217	241	20	1:35.935	23.904	223	31.607	220	40.424	216	243
10	1:32.484	23.978	222	31.432	220	37.074	215	241	21	1:34.882	23.864	225	32.702	219	38.316	217	242
11	1:46.123	24.097	222	32.363	217	49.663		241	22	1:32.652	23.837	224	31.686	219	37.129	215	243

3 Rogivue, CHE / Jöns, DEU									theoretical besttime: 1:32.839								
1	12:16.993	10:53.938	144	39.806	138	43.249	208		12	5:52.563	4:41.776	215	32.766	213	38.021	212	
2	1:35.599	25.381	214	32.509	216	37.709	211	235	13	1:35.496	24.461	218	32.780	213	38.255	211	240
3	1:34.693	24.634	215	32.290	213	37.769	210	237	14	1:40.871	30.732	192	32.687	213	37.452	213	241
4	1:36.545	26.301	217	32.459	216	37.785	211	238	15	1:35.079	24.863	218	32.727	212	37.489	213	243
5	1:47.268	24.455	218	32.177	214	50.636		240	16	1:54.295	24.685	218	33.032	188	56.578		242
6	4:01.367	2:43.709	150	37.684	175	39.974	210		17	10:35.039	9:17.340	196	36.131	201	41.568	213	
7	1:34.865	24.978	216	32.574	212	37.313	213	238	18	1:35.260	24.585	218	32.253	213	38.422	211	241
8	1:33.658	24.659	217	31.807	215	37.192	211	241	19	1:34.257	24.381	218	32.259	214	37.617	213	241
9	1:32.986	24.452	218	31.433	217	37.101	213	240	20	1:34.029	24.305	218	32.231	215	37.493	212	241
10	1:36.699	24.514	218	34.250	203	37.935	213	242	21	1:36.109	24.356	219	32.415	214	39.338	213	242
11	1:46.530	24.431	218	32.147	215	49.952		240									

5 Ellis, GBR / Hofer, AUT									theoretical besttime: 1:32.934								
1	2:25.777	56.843	121	44.329	147	44.605	203		17	1:34.134	24.341	218	32.167	215	37.626	215	241
2	1:39.859	26.333	183	34.913	207	38.613	212	232	18	1:34.789	24.581	214	32.437	216	37.771	214	243
3	1:35.676	25.363	204	32.918	214	37.395	211	236	19	1:47.494	25.586	217	32.699	214	49.209		241
4	1:33.730	24.507	215	31.993	214	37.230	210	236	20	2:44.830	1:34.356	214	32.810	213	37.664	212	
5	1:34.447	24.432	215	32.540	209	37.475	211	237	21	1:34.361	24.602	217	32.287	212	37.472	213	239
6	1:33.139	24.259	216	31.705	217	37.175	213	238	22	1:34.450	24.306	216	32.482	216	37.662	210	242
7	1:33.494	24.212	216	31.753	218	37.529	212	241	23	1:34.653	24.390	218	32.423	210	37.840	212	238
8	1:33.903	24.491	215	32.001	216	37.411	213	238	24	1:34.135	24.558	216	32.122	214	37.455	211	240
9	1:33.187	24.465	215	31.673	216	37.049	213	238	25	1:34.715	24.441	218	32.706	213	37.568	212	240
10	1:33.341	24.243	216	31.767	216	37.331	215	240	26	1:55.549	24.480	217	34.491		56.578		240
11	1:34.110	24.476	217	32.045	216	37.589	212	241	27	10:18.760	9:08.114	209	32.900	211	37.746	211	
12	1:38.323	28.304	185	32.740	214	37.279	214	203	28	1:34.136	24.615	216	32.173	216	37.348	213	237
13	1:33.613	24.491	216	31.802	216	37.320	213	240	29	1:33.700	24.424	217	32.107	216	37.169	213	239
14	1:33.765	24.409	217	31.981	216	37.375	213	240	30	1:33.639	24.411	218	32.007	214	37.221	213	240
15	1:33.762	24.537	217	31.969	216	37.256	213	240	31	1:34.751	24.260	217	32.998	214	37.493	213	240
16	1:33.515	24.307	217	31.801	215	37.407	213	239									

6 Tunjo, COL / Lukashevich, RUS									theoretical besttime: 1:33.591								
1	2:24.546	1:10.297	176	35.315	204	38.934	209		17	1:33.910	24.699	217	31.931	216	37.280	213	239
2	1:36.676	26.622	213	32.642	214	37.412	210	236	18	1:46.559	24.440	218	31.983	217	50.136		241
3	1:34.294	24.798	214	32.023	216	37.473	209	237	19	2:37.399	1:25.889	214	33.160	210	38.350	211	
4	1:35.584	24.840	215	32.852	209	37.892	209	235	20	1:35.281	24.820	215	32.615	213	37.846	213	239
5	1:34.773	24.565	215	32.297	214	37.911	207	235	21	1:34.732	24.740	218	32.336	214	37.656	213	241
6	1:34.149	24.674	215	32.050	216	37.425	211	235	22	1:34.728	24.597	216	32.434	213	37.697	214	241
7	1:33.779	24.471	214	32.085	216	37.223	211	237	23	1:34.601	24.835	216	32.297	213	37.469	212	240
8	1:34.251	24.693	214	32.157	215	37.401	210	237	24	1:34.179	24.503	216	32.343	216	37.333	212	239
9	1:33.950	24.541	215	32.045	214	37.364	209	236	25	1:33.786	24.437	217	32.076	216	37.273	212	240
10	1:34.011	24.565	216	31.990	216	37.456	211	237	26	1:34.481	24.481	216	32.133	213	37.867	212	240
11	1:34.199	24.592	217	32.105	215	37.502	212	238	27	3:05.851	36.819	76	1:05.215	76	1:23.817		238
12	1:34.440	24.499	217	32.212	215	37.729	213	240	28	8:12.379	7:00.581	211	33.622	209	38.176	212	
13	1:34.546	24.536	218	32.327	216	37.683	212	240	29	1:35.756	24.848	216	32.803	213	38.105	213	241
14	1:38.145	25.063	206	33.677	208	39.405	212	241	30	1:34.246	24.678	217	32.152	215	37.416	212	241
15	1:34.185	24.563	216	32.277	215	37.345	211	239	31	1:34.441	24.835	218	32.180	216	37.426	213	240
16	1:34.005	24.600	216	32.036	215	37.369	212	240	32	1:34.232	24.584	218	32.248	214	37.400	213	241



ADAC GT Masters Testday

Sector List Session 3



Provisional

Autodrom Most, Length: 4212m

Air temperature: 14.65°C

Track temperature: 15.22°C

Weather condition: Dry

DMSB Reg. Nr.:

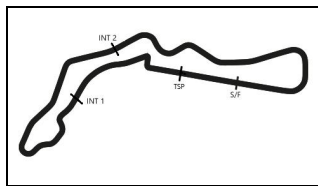
Thursday, April 26, 2018 15:55:00

Lap	Time	SE1	SP1	SE2	SP2	SE3	SP3	TSP	Lap	Time	SE1	SP1	SE2	SP2	SE3	SP3	TSP
7 Schwager, DEU / Ludwig, DEU									theoretical besttime: 1:32.650								
1	2:31.582	1:14.936	206	34.649	208	41.997	210		12	1:45.735	24.123	218	31.604	216	50.008		237
2	1:34.711	24.625	215	32.187	215	37.899	212	236	13	4:14.347	3:03.542	216	32.689	213	38.116	213	
3	1:33.698	24.398	216	32.111	216	37.189	210	235	14	1:33.438	24.238	217	32.035	214	37.165	215	238
4	1:33.943	24.386	216	32.168	214	37.389	210	235	15	1:34.946	24.956	217	32.529	206	37.461	214	238
5	1:34.888	24.189	218	33.396	209	37.303	211	236	16	1:34.932	24.281	217	31.995	216	38.656	216	240
6	1:32.924	24.148	217	31.764	217	37.012	214	239	17	1:33.187	24.177	218	31.868	215	37.142	213	241
7	1:46.250	24.136	218	31.712	216	50.402		239	18	1:33.055	24.250	219	31.780	217	37.025	213	238
8	8:37.061	7:27.523	216	32.237	211	37.301	212		19	1:33.613	24.385	218	31.845	217	37.383	213	238
9	1:34.736	24.341	218	32.235	213	38.160	211	237	20	1:34.813	24.222	220	31.795	218	38.796	215	241
10	1:33.360	24.303	216	31.944	215	37.113	212	236	21	2:15.218	24.311	218	32.325	214	1:18.582		240
11	1:32.814	24.190	218	31.701	213	36.923	212	237									

8 Friedrich, DEU / Arnold, DEU									theoretical besttime: 1:33.094								
1	4:55.287	3:38.868	171	36.846	206	39.573	209		12	1:33.338	24.325	217	31.714	216	37.299	211	236
2	1:35.449	24.958	215	32.560	214	37.931	209	232	13	1:33.607	24.305	217	31.931	212	37.371	212	236
3	1:34.867	24.720	216	32.424	214	37.723	209	234	14	1:33.094	24.267	218	31.700	216	37.127	213	236
4	1:34.546	24.625	216	32.335	213	37.586	210	234	15	1:34.428	24.321	218	31.942	217	38.165	214	238
5	1:38.393	24.469	216	32.079	215	41.845	210	236	16	1:45.939	24.333	217	32.081	215	49.525		239
6	1:34.537	24.576	216	32.330	216	37.631	213	236	17	4:01.389	2:50.112	147	33.555	212	37.722	213	
7	1:34.324	24.549	216	32.170	216	37.605	212	235	18	1:34.091	24.418	217	32.213	214	37.460	212	239
8	1:33.863	24.394	217	32.075	216	37.394	213	236	19	1:34.285	24.444	219	32.026	216	37.815	213	238
9	1:46.801	24.704	217	32.325	216	49.772		237	20	1:34.202	24.685	218	32.011	216	37.506	213	238
10	3:56.036	2:39.881	177	36.804	163	39.351	213		21	1:35.117	24.622	206	32.903	214	37.592	213	241
11	1:36.367	26.275	198	32.619	216	37.473	213	237	22	1:48.361	24.650	219	32.255	213	51.456		239

9 Maggi, CHE / Dreyspring, DEU									theoretical besttime: 1:33.465								
1	3:15.109	1:42.473	117	46.720	145	45.916	160		16	1:34.168	24.341	220	32.103	217	37.724	213	241
2	1:49.616	30.587	157	37.591	196	41.438	209	173	17	1:34.116	24.305	219	32.201	217	37.610	214	243
3	1:38.775	25.831	173	34.057	203	38.887	211	225	18	1:34.324	24.320	219	32.403	217	37.601	214	243
4	1:40.493	25.136	192	36.525	203	38.832	217	238	19	1:46.073	24.384	219	32.321	215	49.368		241
5	1:34.159	24.678	218	31.976	217	37.505	211	239	20	3:10.907	1:59.260	213	33.426	213	38.221	213	
6	1:33.727	24.379	217	31.971	215	37.377	212	240	21	1:35.589	24.383	219	33.208	214	37.998	216	242
7	1:33.765	24.346	217	31.983	217	37.436	211	238	22	1:36.758	24.730	220	32.891	214	39.137	214	242
8	1:33.824	24.260	219	32.086	216	37.478	213	240	23	1:35.476	24.907	220	32.731	216	37.838	213	242
9	1:33.727	24.181	219	32.162	215	37.384	213	241	24	1:38.934	24.860	198	34.938	196	39.136	211	242
10	1:33.903	24.206	218	32.069	216	37.628	212	240	25	1:56.948	24.605	219	32.751	213	59.592		242
11	1:33.773	24.117	220	32.200	215	37.456	213	240	26	11:02.742	9:50.781	216	33.340	211	38.621	213	
12	1:33.999	24.232	219	32.291	216	37.476	213	241	27	1:34.863	24.456	219	32.554	215	37.853	213	242
13	1:33.913	24.241	220	32.200	217	37.472	217	242	28	1:35.560	24.529	220	33.033	213	37.998	213	241
14	1:34.199	24.256	219	32.258	215	37.685	213	242	29	1:34.917	24.437	222	32.540	216	37.940	213	241
15	1:33.949	24.279	219	32.119	215	37.551	214	240	30	1:37.935	25.241	221	33.155	214	39.539	213	243

11 Erhart, DEU / Kaffer, DEU									theoretical besttime: 1:33.254								
1	4:08.570	2:53.779	189	36.261	207	38.530	212		14	5:53.634	4:31.418	159	40.207	203	42.009	210	
2	1:34.651	24.662	216	32.295	215	37.694	213	237	15	1:35.761	25.019	216	33.050	212	37.692	214	238
3	1:34.010	24.488	216	32.016	216	37.506	212	238	16	1:33.684	24.460	216	32.057	213	37.167	213	243
4	1:35.497	24.321	217	32.798	211	38.378	213	240	17	1:34.909	24.814	217	32.181	214	37.914	212	241
5	1:33.676	24.482	216	32.041	218	37.153	213	239	18	1:33.607	24.398	216	32.054	215	37.155	213	240
6	1:33.565	24.529	215	31.864	218	37.172	212	240	19	1:33.373	24.344	216	31.925	216	37.104	214	241
7	1:45.610	24.454	216	31.915	218	49.241		239	20	1:33.341	24.408	217	31.847	216	37.086	212	242
8	5:50.270	4:40.055	213	32.586	213	37.629	213		21	2:51.178	26.960	72	1:02.456	79	1:21.762		241
9	1:34.471	24.483	216	32.483	212	37.505	210	241	22	8:34.683	7:21.686	205	33.710	208	39.287	212	
10	1:34.732	24.526	217	32.684	212	37.522	210	238	23	1:40.630	24.737	213	33.106	210	42.787	211	241
11	1:34.076	24.543	216	32.194	215	37.339	214	239	24	1:34.784	24.493	216	32.585	210	37.706	213	238
12	1:33.904	24.503	216	32.057	213	37.344	212	241	25	1:35.245	24.524	216	32.728	212	37.993	210	239
13	1:45.875	24.550	217	32.104	215	49.221		240	26	1:34.957	24.479	217	32.625	212	37.853	211	239



ADAC GT Masters Testday



Sector List Session 3

Provisional

Autodrom Most, Length: 4212m

Air temperature: 14.65°C

Track temperature: 15.22°C

Weather condition: Dry

DMSB Reg. Nr.:

Thursday, April 26, 2018 15:55:00

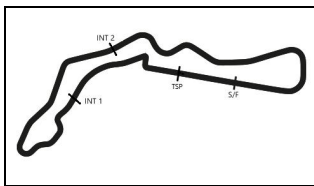
Lap	Time	SE1	SP1	SE2	SP2	SE3	SP3	TSP	Lap	Time	SE1	SP1	SE2	SP2	SE3	SP3	TSP
12	Spengler, DEU / Vanthoor, BEL									theoretical besttime: 1:33.306							
1	4:11.441	2:57.230	180	35.302	203	38.909	211		10	1:33.627	24.367	216	31.917	217	37.343	213	241
2	1:35.211	25.245	214	32.484	214	37.482	211	238	11	1:33.544	24.367	217	32.005	218	37.172	213	241
3	1:34.524	24.610	216	32.298	216	37.616	211	237	12	1:33.557	24.618	217	31.811	216	37.128	214	241
4	1:33.978	24.493	215	32.189	213	37.296	212	237	13	1:33.614	24.438	218	31.874	217	37.302	214	241
5	1:33.785	24.460	216	31.886	218	37.439	212	240	14	1:46.257	24.379	216	31.929	218	49.949		242
6	1:33.922	24.537	216	32.054	215	37.331	212	240	15	5:34.593	4:12.336	217	32.503	214	49.754		
7	1:47.424	24.435	216	32.061	216	50.928		238	16	2:57.595	1:32.906	203	34.026	211	50.663		
8	6:33.550	5:19.755	214	32.372	216	41.423	214		17	2:55.314	1:33.578	206	32.585	216	49.151		
9	1:33.885	24.374	217	32.091	217	37.420	216	241	18	3:15.639	1:24.351	215	33.031	211	1:18.257		
13	Barth, DEU / Hürtgen, DEU									theoretical besttime: 1:32.186							
1	4:07.791	2:52.811	182	35.246	208	39.734	210		12	1:45.563	24.735	220	32.066	219	48.762		241
2	1:34.728	24.419	216	32.152	219	38.157	212	237	13	6:38.135	5:25.487	219	33.467	152	39.181	213	
3	1:33.367	24.217	219	31.840	221	37.310	213	237	14	1:38.917	24.362	224	33.576	218	40.979	211	240
4	1:46.403	24.324	220	32.073	217	50.006		240	15	1:47.510	24.483	220	32.146	221	50.881		240
5	5:07.600	3:55.562	211	33.570	214	38.468	209		16	5:07.105	3:32.373	172	40.114	188	54.618		
6	1:38.934	24.891	218	32.199	216	41.844	213	237	17	13:33.518	12:18.879	186	35.555	210	39.084	212	
7	1:33.233	24.449	219	31.691	220	37.093	210	237	18	1:36.429	24.294	222	32.216	220	39.919	214	240
8	1:32.449	24.230	222	31.401	223	36.818	213	238	19	1:34.269	24.280	223	31.762	221	38.227	212	243
9	1:36.102	23.967	222	31.797	222	40.338	216	243	20	1:33.764	24.430	223	32.039	218	37.295	214	241
10	1:32.601	24.117	223	31.471	224	37.013	213	240	21	1:35.923	24.503	222	32.118	220	39.302	216	241
11	1:32.474	24.040	221	31.482	221	36.952	215	243									
14	Zöchling, AUT / Klingmann, DEU									theoretical besttime: 1:32.700							
1	8:46.695	7:28.184	137	39.227	205	39.284	213		13	1:34.101	24.386	220	32.207	216	37.508	215	240
2	1:33.859	24.482	219	32.240	219	37.137	215	238	14	1:36.037	24.604	219	32.248	218	39.185	216	241
3	1:33.609	24.474	220	31.993	216	37.142	213	240	15	1:34.560	24.610	220	32.577	216	37.373	216	242
4	1:37.236	24.693	217	35.333	219	37.210	213	241	16	1:40.313	24.720	186	35.679	198	39.914	214	244
5	1:33.158	24.414	219	31.823	214	36.921	215	239	17	1:34.226	24.618	220	32.283	216	37.325	215	242
6	1:32.700	24.111	221	31.715	219	36.874	216	242	18	1:36.340	24.575	204	34.166	213	37.599	217	243
7	1:36.796	24.239	222	32.089	216	40.468	216	243	19	1:49.399	24.761	220	34.675	202	49.963		244
8	1:33.458	24.379	221	31.886	218	37.193	215	242	20	13:24.976	12:12.667	160	34.548	212	37.761	214	
9	1:33.055	24.293	220	31.773	219	36.989	217	241	21	1:33.704	24.404	221	32.203	215	37.097	214	240
10	1:44.950	24.295	220	31.990	219	48.665		244	22	1:33.552	24.502	222	31.915	218	37.135	215	240
11	5:52.173	4:36.302	176	35.359	210	40.512	213		23	1:33.573	24.344	223	32.113	216	37.116	216	241
12	1:34.842	24.759	219	32.394	218	37.689	215	240									
17	Bernhard, DEU / Estre, FRA									theoretical besttime: 1:32.368							
1	7:01.554	5:42.762	175	37.778	192	41.014	209		14	1:33.761	24.447	219	31.966	216	37.348	212	241
2	1:36.242	25.185	216	33.051	212	38.006	212	235	15	1:34.231	24.521	219	32.119	213	37.591	213	240
3	1:33.027	24.518	218	31.542	219	36.967	213	237	16	1:33.820	24.428	219	32.068	215	37.324	213	240
4	1:32.368	24.074	218	31.453	219	36.841	213	238	17	1:33.723	24.456	219	31.905	215	37.362	213	241
5	1:33.242	24.448	218	31.737	218	37.057	211	238	18	1:34.361	24.540	219	32.202	213	37.619	211	241
6	1:44.248	24.352	219	31.698	217	48.198		237	19	1:45.608	24.589	218	32.220	215	48.799		240
7	5:07.745	3:58.000	217	32.341	215	37.404	212		20	2:33.359	1:22.363	211	32.867	215	38.129	213	
8	1:33.851	24.571	218	31.912	214	37.368	211	238	21	1:54.233	24.776	216	32.162	209	57.295		241
9	1:33.943	24.515	217	32.084	214	37.344	211	239	22	10:23.043	9:07.118	182	36.268	206	39.657	210	
10	1:33.792	24.451	218	31.935	215	37.406	211	237	23	1:34.802	24.889	218	32.421	213	37.492	213	237
11	1:34.811	24.406	219	32.342	215	38.063	210	240	24	1:33.293	24.308	219	31.825	214	37.160	213	238
12	1:34.681	24.462	219	32.097	214	38.122	211	238	25	1:33.575	24.223	219	32.062	213	37.290	210	239
13	1:34.123	24.481	218	31.967	216	37.675	213	240	26	1:33.931	24.250	219	32.239	213	37.442	209	238
18	de Leener, BEL / Bachler, AUT									theoretical besttime: 1:32.915							
1	23:34.224	22:17.432	153	35.951	208	40.841	210		10	2:33.847	1:20.573	218	34.806	210	38.468	211	
2	1:34.134	24.630	217	32.003	216	37.501	210	238	11	1:35.261	24.533	219	32.746	211	37.982	213	240
3	1:33.792	24.387	217	31.927	216	37.478	212	237	12	2:16.970	24.429	219	34.316	212	1:18.225		240
4	1:33.051	24.262	218	31.869	217	36.920	214	240	13	9:30.077	8:15.340	189	36.012	209	38.725	211	
5	1:33.493	24.509	217	31.753	218	37.231	214	241	14	1:36.668	24.699	220	32.663	214	39.306	210	240
6	1:45.803	24.448	218	31.733	217	49.622		241	15	1:34.924	24.371	220	32.566	213	37.987	214	240
7	3:17.378	2:07.404	218	32.300	213	37.674	211		16	1:34.972	24.491	220	32.519	216	37.962	213	242
8	1:33.461	24.322	218	31.796	216	37.343	212	240	17	1:34.929	24.492	220	32.575	215	37.862	213	242

ver: 1.0

www.adac.de/motorsport

Page 3 / 8 printed: 27.4.2018 7:22





ADAC GT Masters Testday

Sector List Session 3



Provisional

Autodrom Most, Length: 4212m

Air temperature: 14.65°C

Track temperature: 15.22°C

Weather condition: Dry

DMSB Reg. Nr.:

Thursday, April 26, 2018 15:55:00

Lap	Time	SE1	SP1	SE2	SP2	SE3	SP3	TSP	Lap	Time	SE1	SP1	SE2	SP2	SE3	SP3	TSP
9	1:45.398	24.595	218	32.261	217	48.542		240									

19 Perez Companc, ARG / Perera, FRA

theoretical besttime: 1:32.979

1	28:20.685	27:03.852	190	36.089	207	40.744	210		9	1:47.180	24.385	216	32.379	213	50.416		238
2	1:39.181	24.953	214	32.643	212	41.585	213	235	10	3:40.367	1:59.552	215	34.247	169	1:06.568		
3	1:35.505	24.434	215	32.054	213	39.017	212	237	11	9:27.293	8:11.562	190	36.178	207	39.553	211	
4	1:34.557	24.493	216	32.753	213	37.311	212	238	12	1:35.420	24.992	216	32.709	208	37.719	211	238
5	1:33.373	24.346	216	32.005	211	37.022	213	237	13	1:34.648	24.402	216	32.197	213	38.049	213	237
6	1:33.067	24.269	216	31.852	214	36.946	213	238	14	1:33.767	24.316	217	32.141	213	37.310	212	238
7	1:33.053	24.264	215	31.854	214	36.935	213	238	15	1:33.963	24.337	217	32.309	209	37.317	212	239
8	1:33.027	24.259	216	31.785	214	36.983	213	238									

20 Sylvest, DNK / Schramm, DEU

theoretical besttime: 1:32.388

1	7:12.189	5:50.470	141	39.233	197	42.486	207		11	3:03.057	1:50.343	216	32.500	216	40.214	213	
2	1:41.396	25.212	211	37.291	180	38.893	212	217	12	1:33.090	24.391	218	31.672	215	37.027	213	237
3	1:39.005	26.960	198	33.506	215	38.539	213	236	13	1:33.255	24.416	219	31.869	215	36.970	215	239
4	1:33.667	24.477	215	32.269	214	36.921	212	236	14	1:32.502	24.108	217	31.535	219	36.859	214	237
5	1:32.910	24.452	214	31.678	219	36.780	213	235	15	1:32.994	24.244	217	31.626	218	37.124	212	238
6	1:33.203	24.358	216	32.086	216	36.759	212	235	16	1:32.865	24.157	218	31.704	215	37.004	214	237
7	1:32.877	24.325	217	31.602	217	36.950	213	237	17	1:33.035	24.174	218	31.612	219	37.249	214	238
8	1:33.853	24.502	216	32.451	215	36.900	214	237	18	1:45.829	24.303	219	31.759	217	49.767		238
9	1:32.893	24.320	217	31.828	217	36.745	214	237	19	4:35.755	3:13.561	216	32.325	217	49.869		
10	1:47.344	24.617	217	32.501	214	50.226	240		20		1:28.033	191	34.441	194			

24 Ortmann, DEU / Winkelhock, DEU

theoretical besttime: 1:33.413

1	22:24.826	21:07.648	157	37.797	200	39.381	209		8	1:33.838	24.538	216	32.177	215	37.123	213	240
2	1:35.512	25.225	214	32.520	213	37.767	210	234	9	1:46.831	24.799	216	32.029	216	50.003		241
3	1:34.801	24.817	214	32.367	213	37.617	210	236	10	18:56.868	17:39.740	188	36.798	183	40.330	209	
4	1:34.051	24.699	215	32.020	214	37.332	211	238	11	1:35.482	25.202	215	32.650	213	37.630	211	237
5	1:34.183	24.713	215	32.144	215	37.326	212	239	12	1:39.408	24.509	216	32.824	184	42.075	212	240
6	1:34.106	24.896	214	31.900	216	37.310	211	239	13	1:34.195	24.435	216	32.242	213	37.518	210	239
7	1:33.693	24.390	216	32.015	216	37.288	212	239	14	1:34.133	24.489	218	32.146	215	37.498	213	240

25 Feller, CHE / Haase, DEU

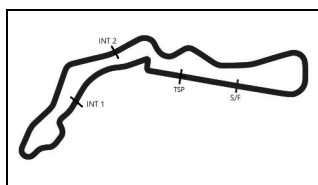
theoretical besttime: 1:32.243

1	6:17.983	5:01.834	165	36.333	200	39.816	208		11	1:32.870	24.356	217	31.486	219	37.028	213	240
2	1:35.382	25.138	216	32.638	215	37.606	211	236	12	1:33.249	24.147	218	31.901	215	37.201	213	241
3	1:32.451	24.318	216	31.397	219	36.736	213	237	13	1:33.822	24.324	218	31.729	218	37.769	213	241
4	1:32.320	24.110	216	31.403	219	36.807	211	239	14	1:48.240	24.504	208	33.219	213	50.517		243
5	1:45.815	24.266	216	32.095	215	49.454		238	15	8:28.858	6:54.923	213	32.893	212	1:01.042		
6	10:00.171	8:49.882	212	32.665	213	37.624	211		16	10:48.116	9:36.064	212	32.945	211	39.107	210	
7	1:33.546	24.351	216	31.992	215	37.203	211	238	17	1:33.784	24.426	216	31.848	215	37.510	211	239
8	1:32.918	24.227	217	31.564	217	37.127	213	239	18	1:34.123	24.472	218	32.191	214	37.460	213	241
9	1:32.879	24.268	217	31.648	218	36.963	213	240	19	1:46.437	24.303	219	31.899	214	50.235		240
10	1:32.779	24.225	217	31.543	218	37.011	211	241									

26 Schmidt, CHE / Mücke, DEU

theoretical besttime: 1:32.458

1	8:21.102	6:51.475	126	46.024	154	43.603	154		10	1:35.081	24.794	215	32.733	209	37.554	210	238
2	1:40.599	29.065	210	33.493	212	38.041	212	156	11	1:34.090	24.464	215	32.221	216	37.405	209	239
3	1:36.345	25.019	195	33.573	215	37.753	210	240	12	1:33.900	24.407	216	32.150	215	37.343	207	238
4	1:32.751	24.420	214	31.503	219	36.828	210	237	13	1:47.927	24.623	216	32.660	214	50.644		238
5	1:32.704	24.224	216	31.444	219	37.036	213	237	14	14:34.274	13:18.870	211	33.278	212	42.126	209	
6	1:32.753	24.283	216	31.653	218	36.817	213	240	15	1:34.252	24.512	216	32.188	213	37.552	210	237
7	1:32.587	24.268	216	31.529	219	36.790	214	240	16	1:34.099	24.541	216	32.098	214	37.460	209	238
8	1:45.745	24.417	216	31.690	218	49.638		242	17	1:33.882	24.316	217	32.179	215	37.387	210	238
9	14:21.102	13:09.282	208	34.036	213	37.784	210		18	1:33.626	24.416	217	32.182	215	37.028	210	239



ADAC GT Masters Testday



Sector List Session 3

Provisional

Autodrom Most, Length: 4212m

Air temperature: 14.65°C

Track temperature: 15.22°C

Weather condition: Dry

DMSB Reg. Nr.:

Thursday, April 26, 2018 15:55:00

Lap	Time	SE1	SP1	SE2	SP2	SE3	SP3	TSP	Lap	Time	SE1	SP1	SE2	SP2	SE3	SP3	TSP
28	van der Linde, ZAF / van der Linde, ZAF									theoretical besttime: 1:32.043							
1	4:23.609	3:04.588	153	37.716	195	41.305	212		12	1:32.533	24.130	215	31.411	218	36.992	213	240
2	1:34.826	24.602	214	31.815	217	38.409	211	236	13	1:32.300	24.084	216	31.364	217	36.852	214	240
3	1:32.306	24.296	216	31.382	218	36.628	210	236	14	1:32.322	24.202	216	31.473	217	36.647	214	241
4	1:34.638	24.197	216	31.331	217	39.110	210	237	15	1:45.215	24.124	216	31.599	217	49.492		241
5	1:32.321	24.276	215	31.361	219	36.684	212	236	16	6:37.327	5:14.800	215	37.364	130	45.163	212	
6	1:32.315	24.173	215	31.335	218	36.807	212	238	17	1:35.722	24.519	216	33.112	214	38.091	214	240
7	1:48.831	25.765	206	33.112	208	49.954		238	18	2:13.854	24.389	217	31.898	213	1:17.567		241
8	9:05.281	7:52.670	210	34.155	206	38.456	212		19	10:11.113	8:52.504	100	34.353	181	44.256	213	
9	1:35.569	24.611	215	32.251	214	38.707	212	238	20	1:33.031	24.314	216	31.836	217	36.881	213	240
10	1:33.525	24.258	217	31.613	214	37.654	213	239	21	1:32.913	24.275	218	31.695	217	36.943	214	240
11	1:40.572	24.478	216	34.858	146	41.236	213	240	22	1:44.314	24.298	219	31.892	215	48.124		241

29	Picariello, BEL / Mies, DEU									theoretical besttime: 1:32.303							
1	3:29.080	2:15.547	199	35.337	206	38.196	212		13	1:32.374	24.180	216	31.544	216	36.650	214	241
2	1:34.424	24.706	215	32.060	215	37.658	210	237	14	1:36.515	24.134	217	31.843	214	40.538	214	242
3	1:33.053	24.368	215	31.919	213	36.766	211	236	15	1:35.912	24.175	216	32.483	197	39.254	214	241
4	1:33.159	24.237	216	31.950	211	36.972	210	238	16	1:51.973	24.201	217	35.005	108	52.767		241
5	1:32.504	24.242	216	31.525	219	36.737	211	237	17	6:28.105	5:18.166	213	32.395	213	37.544	210	
6	1:44.960	24.216	216	31.566	217	49.178		241	18	2:05.179	24.487	216	34.278	148	1:06.414		237
7	6:00.402	4:47.565	214	31.816	216	41.021	211		19	8:48.443	7:39.015	213	32.127	215	37.301	211	
8	1:32.957	24.136	216	31.844	215	36.977	212	238	20	1:33.474	24.450	216	31.876	214	37.148	212	237
9	1:45.640	25.098	209	32.240	212	48.302		241	21	1:32.912	24.190	216	31.656	216	37.066	211	239
10	5:43.168	4:26.744	185	35.289	204	41.135	209		22	1:39.348	24.185	217	35.292	113	39.871	211	238
11	1:37.941	25.049	212	33.013	211	39.879	214	238	23	1:33.331	24.128	217	31.974	215	37.229	210	240
12	1:34.083	24.357	215	31.899	215	37.827	216	240	24	1:33.171	24.243	217	31.919	214	37.009	210	238

33	Salaquarda, CZE / Stippler, DEU									theoretical besttime: 1:32.028							
1	9:10.228	7:11.721	60	1:07.569	123	50.938	200		7	1:37.504	24.383	219	33.023	203	40.098	215	240
2	1:39.456	26.207	215	34.364	209	38.885	213	231	8	1:32.597	24.284	219	31.597	216	36.716	214	241
3	1:32.947	24.498	217	31.798	216	36.651	213	239	9	1:32.322	24.132	219	31.521	218	36.669	215	242
4	1:32.312	24.416	218	31.368	219	36.528	214	239	10	1:37.426	24.327	218	35.506	210	37.593	213	243
5	1:32.799	24.206	218	31.559	218	37.034	214	240	11	1:44.969	24.273	219	31.505	218	49.191		242
6	1:35.049	24.826	201	32.955	215	37.268	213	241									

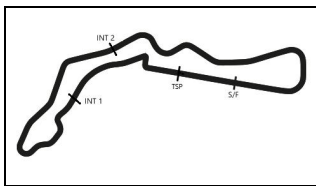
35	Judek, DEU / Eriksson, SWE									theoretical besttime: 1:33.968							
1	3:51.868	2:35.647	195	35.602	201	40.619	206		17	1:34.928	24.859	214	32.360	212	37.709	209	236
2	1:35.960	25.332	209	32.941	204	37.687	207	231	18	1:49.005	26.683	213	32.932	211	49.390		223
3	1:38.871	24.846	210	34.018	210	40.007	202	229	19	2:34.170	1:22.050	210	33.582	210	38.538	206	
4	1:34.566	24.802	211	32.307	211	37.457	207	228	20	1:36.601	25.038	213	33.116	206	38.447	208	234
5	1:34.314	24.645	211	31.972	213	37.697	207	232	21	1:35.951	24.777	212	32.994	210	38.180	207	235
6	1:36.715	24.669	210	32.047	211	39.999	208	233	22	1:36.914	25.480	212	33.188	209	38.246	207	232
7	1:34.161	24.629	210	32.154	213	37.378	207	233	23	1:36.572	25.378	213	32.965	210	38.229	208	234
8	1:34.419	24.704	210	32.057	212	37.658	207	232	24	1:36.596	25.004	213	32.990	209	38.602	208	235
9	1:34.555	24.836	212	32.296	210	37.423	208	233	25	1:39.024	25.147	213	32.908	210	40.969	101	236
10	1:34.381	24.813	211	32.121	210	37.447	209	233	26	3:11.642	49.342	79	1:01.942	80	1:20.358		80
11	1:34.528	24.621	212	32.286	209	37.621	208	235	27	8:09.556	6:56.606	210	34.508	208	38.442	208	
12	1:34.483	24.632	212	32.175	210	37.676	209	235	28	1:36.557	24.965	213	33.145	206	38.447	206	235
13	1:34.495	24.618	211	32.285	210	37.592	208	236	29	1:36.643	24.962	211	33.408	209	38.273	209	233
14	1:34.770	24.833	212	32.325	212	37.612	208	235	30	1:36.494	24.862	213	33.135	208	38.497	207	235
15	1:34.568	24.700	213	32.395	208	37.473	208	234	31	1:36.293	25.052	214	32.929	209	38.312	206	234
16	1:34.720	25.004	213	32.236	211	37.480	210	235									

42	Jensen, DEN / Scheider, DEU									theoretical besttime: 1:32.236							
1	3:09.151	1:49.159	166	37.859	193	42.133	200		12	1:45.263	24.194	220	31.726	219	49.343		242
2	1:38.605	26.414	192	33.788	213	38.403	212	230	13	8:16.153	7:06.357	216	32.476	216	37.320	215	
3	1:36.716	25.277	209	32.590	217	38.849	215	219	14	1:36.133	24.345	221	31.933	218	39.855	216	242
4	1:32.731	24.283	220	31.681	219	36.767	215	241	15	1:34.104	24.237	221	31.923	218	37.944	216	244
5	1:32.496	24.228	220	31.511	221	36.757	215	241	16	1:45.154	24.396	220	32.384	218	48.374		242
6	1:33.981	24.301	220	31.432	221	38.248	199	242	17	16:12.150	14:59.037	185	34.876	211	38.237	215	
7	1:46.153	24.744	219	31.986	219	49.423		232	18	1:33.999	24.584	220	32.243	215	37.172	214	242
8	5:53.878	4:40.362	217	32.857	216	40.659	216		19	1:34.944	24.425	220	31.908	217	38.611	216	239

ver: 1.0

www.adac.de/motorsport

Page 5 / 8 printed: 27.4.2018 7:22



ADAC GT Masters Testday

Sector List Session 3



Provisional

Autodrom Most, Length: 4212m

Air temperature: 14.65°C

Track temperature: 15.22°C

Weather condition: Dry

DMSB Reg. Nr.:

Thursday, April 26, 2018 15:55:00

Lap	Time	SE1	SP1	SE2	SP2	SE3	SP3	TSP	Lap	Time	SE1	SP1	SE2	SP2	SE3	SP3	TSP
9	1:35.297	24.261	221	32.020	218	39.016	217	243	20	1:33.539	24.047	222	32.276	216	37.216	215	241
10	1:32.966	24.184	221	31.704	219	37.078	215	243	21	1:32.650	24.183	223	31.679	219	36.788	215	241
11	1:36.522	24.263	220	32.771	217	39.488	216	242									

43 Marschall, DEU / Bouveng, SWE

theoretical besttime: 1:32.812

1	2:23.152	1:04.632	156	37.664	197	40.856	205		14	1:45.040	24.433	222	32.143	219	48.464		242
2	1:37.315	25.730	215	33.434	215	38.151	214	230	15	2:47.644	1:22.876	219	33.662	203	51.106		
3	1:34.021	24.651	219	32.040	219	37.330	212	241	16	5:53.149	4:43.007	219	32.579	216	37.563	215	
4	1:34.475	24.707	221	32.258	220	37.510	212	238	17	1:33.989	24.554	221	32.239	219	37.196	216	243
5	1:33.764	24.440	221	32.163	215	37.161	213	240	18	1:33.898	24.424	221	32.206	219	37.268	215	243
6	1:33.624	24.531	221	31.908	219	37.185	215	241	19	1:33.717	24.422	223	32.134	219	37.161	217	243
7	1:33.487	24.448	221	31.907	221	37.132	215	243	20	1:34.642	24.888	222	32.296	219	37.458	216	244
8	1:45.971	24.703	221	32.174	222	49.094		243	21	2:12.308	24.577	222	32.422	219	1:15.309		244
9	5:26.470	4:12.487	130	33.980	218	40.003	216		22	9:45.405	8:26.130	171	38.486	190	40.789	209	
10	1:34.381	24.556	221	32.356	218	37.469	217	244	23	1:39.274	25.442	204	33.616	213	40.216	217	216
11	1:37.041	26.518	140	32.961	220	37.562	215	236	24	1:33.908	24.429	221	31.993	219	37.486	205	244
12	1:34.167	24.512	221	32.135	217	37.520	213	242	25	1:32.994	24.385	224	31.719	220	36.890	215	238
13	1:33.927	24.556	221	32.185	219	37.186	215	242	26	1:33.454	24.203	224	32.142	220	37.109	217	244

47 Pommer, DEU / Götz, DEU

theoretical besttime: 1:32.067

1	3:37.693	2:22.125	170	36.030	197	39.538	212		14	1:44.732	24.277	218	32.176	216	48.279		240
2	1:36.595	24.509	216	31.826	216	40.260	212	235	15	9:07.028	7:56.366	215	33.104	213	37.558	213	
3	1:33.028	24.450	216	31.700	216	36.878	213	234	16	1:34.096	24.664	216	32.301	215	37.131	212	237
4	1:35.559	24.240	218	32.157	194	39.162	213	238	17	1:33.291	24.378	216	32.031	217	36.882	213	238
5	1:32.484	24.215	217	31.479	219	36.790	214	237	18	1:33.305	24.445	217	31.861	216	36.999	213	239
6	1:44.822	24.250	217	32.162	215	48.410		238	19	1:33.055	24.424	217	31.767	219	36.864	215	240
7	4:04.163	2:50.792	169	34.696	210	38.675	210		20	2:13.871	26.714	155	33.116	215	1:14.041		240
8	1:35.303	25.108	215	32.812	213	37.383	214	234	21	9:49.794	8:33.840	196	33.265	213	42.689	214	
9	1:34.238	24.509	218	32.065	213	37.664	215	237	22	1:33.741	24.409	219	32.268	213	37.064	214	240
10	1:33.526	24.149	218	31.758	216	37.619	217	240	23	1:33.588	24.536	218	32.054	216	36.998	216	241
11	1:32.090	24.172	219	31.322	219	36.596	215	240	24	1:34.850	24.392	219	32.023	217	38.435	216	242
12	1:33.909	24.231	218	31.437	219	38.241	214	241	25	1:33.694	24.434	219	32.005	216	37.255	215	241
13	1:32.311	24.155	219	31.352	219	36.804	215	239									

48 Dontje, NLD / Buhk, DEU

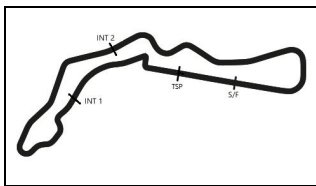
theoretical besttime: 1:32.124

1	3:23.617	2:04.985	159	38.023	196	40.609	209		14	1:37.473	24.141	219	31.624	217	41.708	215	240
2	1:35.055	25.034	215	32.474	214	37.547	211	234	15	1:32.228	24.217	217	31.432	218	36.579	217	241
3	1:33.619	24.541	216	31.873	217	37.205	212	236	16	1:32.178	24.183	218	31.444	219	36.551	215	241
4	1:35.650	24.626	218	32.040	217	38.984	212	237	17	1:35.604	24.349	218	31.602	219	39.653	215	241
5	1:33.328	24.499	217	31.772	218	37.057	211	236	18	1:43.975	24.363	217	31.608	217	48.004		240
6	1:36.315	24.412	216	34.419	215	37.484	213	238	19	6:25.460	5:13.213	216	32.824	213	39.423	215	
7	1:33.261	24.519	216	31.790	219	36.952	213	236	20	1:33.819	24.584	219	32.047	215	37.188	214	240
8	1:33.619	24.370	218	31.903	217	37.346	213	236	21	2:10.457	24.371	219	32.689	213	1:13.397		240
9	1:32.991	24.379	218	31.688	217	36.924	213	237	22	9:42.937	8:27.463	205	33.280	213	42.194	213	
10	1:45.176	24.463	217	32.318	213	48.395		238	23	1:33.515	24.357	219	32.000	214	37.158	214	239
11	5:28.937	4:13.790	190	36.133	198	39.014	210		24	1:33.894	24.382	219	31.997	215	37.515	214	240
12	1:35.803	24.981	217	32.812	198	38.010	214	235	25	1:33.506	24.299	220	32.147	213	37.060	214	241
13	1:32.529	24.292	218	31.576	217	36.661	214	239	26	1:46.642	24.248	221	32.409	212	49.985		242

50 Geipel, DEU / Frey, CHE

theoretical besttime: 1:33.946

1	21:22.374	19:57.810	113	40.039	172	44.525	194		10	1:34.269	24.585	216	32.198	213	37.486	212	239
2	1:38.468	25.938	215	34.834	210	37.696	213	209	11	1:46.187	24.541	217	32.358	211	49.288		239
3	1:34.500	24.625	216	32.269	215	37.606	210	239	12	3:06.881	1:56.682	216	32.522	213	37.677	211	
4	1:34.125	24.626	216	32.104	216	37.395	212	238	13	2:51.280	26.020	115	1:01.751	80	1:23.509		239
5	1:53.085	24.522	218	35.080	133	53.483		240	14	8:34.815	7:20.423	203	35.934	206	38.458	212	
6	3:35.239	2:24.203	214	33.149	210	37.887	210		15	1:35.004	24.584	218	32.530	211	37.890	211	240
7	1:34.597	24.549	216	32.376	212	37.672	210	238	16	1:34.661	24.566	217	32.499	211	37.596	213	239
8	1:34.716	24.585	216	32.563	210	37.568	213	238	17	1:34.527	24.516	218	32.382	214	37.629	212	240
9	1:34.853	24.859	216	32.394	213	37.600	212	241	18	1:34.198	24.447	219	32.313	214	37.438	214	240



ADAC GT Masters Testday



Sector List Session 3

Provisional

Autodrom Most, Length: 4212m

Air temperature: 14.65°C

Track temperature: 15.22°C

Weather condition: Dry

DMSB Reg. Nr.:

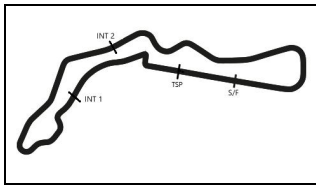
Thursday, April 26, 2018 15:55:00

Lap	Time	SE1	SP1	SE2	SP2	SE3	SP3	TSP	Lap	Time	SE1	SP1	SE2	SP2	SE3	SP3	TSP
53	Vainio, FIN / Beretta, ITA								theoretical besttime: 1:33.709								
1	2:17.669	58.689	138	38.483	198	40.497	205		17	1:34.626	24.896	213	32.130	213	37.600	209	234
2	1:36.795	25.293	210	33.673	206	37.829	207	227	18	1:34.375	24.633	213	32.173	213	37.569	208	235
3	1:34.495	24.736	210	32.055	210	37.704	206	233	19	1:34.837	24.941	212	32.259	213	37.637	209	234
4	1:36.116	24.838	211	33.426	212	37.852	204	230	20	1:46.111	24.798	213	32.045	215	49.268		234
5	1:35.523	24.836	212	33.084	211	37.603	206	229	21	2:33.251	1:22.340	212	32.992	210	37.919	209	
6	1:34.286	24.729	212	32.069	213	37.488	208	231	22	1:34.483	24.755	213	32.312	212	37.416	210	236
7	1:34.166	24.629	210	31.994	214	37.543	207	232	23	1:34.509	24.754	213	32.292	212	37.463	208	235
8	1:34.371	24.914	211	32.082	213	37.375	206	232	24	1:34.853	24.948	212	32.305	212	37.600	209	234
9	1:34.339	24.782	211	32.089	211	37.468	205	231	25	1:34.422	24.779	213	32.146	212	37.497	209	235
10	1:33.970	24.516	212	32.036	212	37.418	208	232	26	1:34.990	24.659	213	32.726	210	37.605	210	235
11	1:34.726	24.719	213	32.699	208	37.308	207	233	27	2:52.211	26.177	101	1:04.075	79	1:21.959		236
12	1:34.074	24.690	213	32.090	210	37.294	209	234	28	8:30.338	7:15.536	211	35.910	200	38.892	210	
13	1:34.339	24.639	213	32.099	212	37.601	207	235	29	1:35.949	25.470	213	32.745	210	37.734	209	237
14	1:34.814	24.738	213	32.530	204	37.546	210	234	30	1:35.004	24.773	213	32.671	209	37.560	210	236
15	1:34.867	24.713	212	32.590	210	37.564	207	234	31	1:34.517	24.749	214	32.244	212	37.524	210	235
16	1:34.272	24.776	213	31.899	212	37.597	207	233	32	1:34.896	24.765	214	32.626	212	37.505	210	236

69	Slooten, DEU / Luhr, DEU								theoretical besttime: 1:32.648								
1	4:50.830	3:31.977	160	37.848	176	41.005	203		14	3:16.749	2:04.527	201	32.676	210	39.546	211	
2	1:37.794	26.033	212	33.198	210	38.563	209	220	15	1:33.822	24.442	216	32.128	212	37.252	210	236
3	1:35.634	24.931	209	32.740	212	37.963	206	233	16	1:33.085	24.208	217	31.927	212	36.950	213	235
4	1:34.914	24.849	215	32.153	213	37.912	209	231	17	1:49.065	25.949	191	33.821	209	49.295		237
5	1:34.933	24.508	215	32.356	213	38.069	207	233	18	3:48.373	2:38.340	212	32.379	213	37.654	210	
6	1:35.074	24.839	215	32.214	215	38.021	209	232	19	1:33.986	24.439	217	32.137	213	37.410	211	237
7	1:47.608	24.508	216	32.398	213	50.702		231	20	1:34.546	24.411	219	32.506	211	37.629	211	237
8	2:45.670	1:21.486	175	39.582	197	44.602	189		21	1:44.806	24.269	217	31.997	211	48.540		237
9	1:37.778	25.788	206	33.660	208	38.330	210	218	22	11:32.862	10:15.277	167	38.182	206	39.403	210	
10	1:36.035	25.752	206	32.497	212	37.786	212	213	23	1:36.392	24.639	218	33.102	210	38.651	212	236
11	1:34.847	24.633	216	32.331	214	37.883	210	238	24	1:32.812	24.203	217	31.823	213	36.786	212	236
12	1:34.571	24.497	217	32.243	213	37.831	210	235	25	1:33.243	24.139	219	31.723	213	37.381	203	236
13	1:47.387	24.552	216	32.576	210	50.259		234	26	1:51.754	24.177	219	32.324	175	55.253		233

82	Ineichen, CHE / Engelhart, DEU								theoretical besttime: 1:32.825								
1	4:20.081	2:59.561	145	39.930	172	40.590	210		14	1:34.108	24.542	215	32.165	214	37.401	210	237
2	1:34.502	24.969	213	32.042	216	37.491	208	234	15	1:34.115	24.494	215	32.164	214	37.457	210	238
3	1:33.426	24.413	215	31.829	215	37.184	210	232	16	1:34.247	24.662	215	32.245	215	37.340	209	236
4	1:46.128	24.387	214	32.009	213	49.732		234	17	1:46.209	24.514	216	32.180	215	49.515		236
5	4:48.518	3:23.296	149	35.589	211	49.633	203		18	4:17.288	2:59.747	185	35.875	204	41.666	208	
6	1:35.574	25.659	214	32.679	213	37.236	210	228	19	1:34.461	24.754	216	32.391	214	37.316	211	234
7	1:33.009	24.357	215	31.573	216	37.079	211	234	20	1:50.504	24.451	215	32.187	213	53.866		235
8	1:40.863	24.427	216	31.603	216	44.833	211	235	21	10:32.896	9:18.376	212	34.373	211	40.147	209	
9	1:42.093	24.173	217	33.567	151	44.353	211	237	22	1:36.304	24.622	215	32.320	209	39.362	209	235
10	1:48.699	24.237	216	32.284	205	52.178		238	23	1:34.154	24.353	215	31.979	215	37.822	201	235
11	3:52.228	2:39.829	213	32.956	191	39.443	210		24	1:34.146	24.688	215	32.123	213	37.335	210	231
12	1:45.498	25.376	203	33.651	172	46.471	189	236	25	1:33.635	24.501	216	31.979	213	37.155	211	237
13	1:38.177	25.746	214	32.286	215	40.145	212	203									

84	Assenheimer, DEU / Schmid, DEU								theoretical besttime: 1:32.668								
1	3:42.204	2:13.296	109	43.018	150	45.890	202		13	1:33.792	24.426	217	31.881	216	37.485	213	241
2	1:50.010	30.275	159	38.849	175	40.886	207	167	14	1:39.302	24.525	218	32.820	197	41.957	216	239
3	2:01.061	25.912	199	35.772	205	59.377		229	15	1:34.724	24.504	217	32.188	214	38.032	215	240
4	11:07.692	9:52.708	200	34.682	177	40.302	211		16	1:45.353	24.521	217	32.072	215	48.760		238
5	1:35.044	24.664	216	32.528	210	37.852	211	235	17	4:43.058	3:25.833	180	37.158	184	40.067	211	
6	1:34.103	24.637	216	32.358	212	37.108	212	237	18	2:15.065	26.791	178	35.177	178	1:13.097		219
7	1:33.608	24.317	218	32.060	214	37.231	212	238	19	10:19.219	9:07.671	208	33.513	209	38.035	213	
8	1:33.928	24.344	217	32.282	214	37.302	212	238	20	1:33.151	24.479	217	31.938	216	36.734	215	237
9	1:37.114	24.566	218	32.029	213	40.519	214	237	21	1:33.072	24.272	219	31.891	211	36.909	215	239
10	1:33.602	24.386	218	32.075	213	37.141	215	237	22	1:34.453	24.084	219	33.666	212	36.703	215	240
11	1:34.112	24.511	217	31.976	217	37.625	213	240	23	1:32.993	24.142	219	32.039	213	36.812	215	238
12	1:34.730	24.535	218	32.936	214	37.259	217	237									



ADAC GT Masters Testday

Sector List Session 3

Provisional



Autodrom Most, Length: 4212m

Air temperature: 14.65°C

Track temperature: 15.22°C

Weather condition: Dry

DMSB Reg. Nr.:

Thursday, April 26, 2018 15:55:00

Lap	Time	SE1	SP1	SE2	SP2	SE3	SP3	TSP	Lap	Time	SE1	SP1	SE2	SP2	SE3	SP3	TSP
99 Renauer, DEU / Jaminet, FRA									theoretical besttime: 1:33.604								
1	54:21.037	53:00.340	165	38.790	171	41.907	209		4	1:33.604	24.423	219	31.938	217	37.243	214	240
2	1:35.899	25.357	216	32.842	212	37.700	213	235	5	1:34.037	24.437	219	32.322	214	37.278	214	241
3	1:34.229	24.624	218	32.206	216	37.399	215	240									