

ADAC GT Masters Testday



Sector List Session 2

Provisional

Autodrom Most, Length: 4212m

Air temperature: 15.47°C

Track temperature: 16.71°C

Weather condition: Dry

DMSB Reg. Nr.:

Thursday, April 26, 2018 13:35:00

Lap	Time	SE1	SP1	SE2	SP2	SE3	SP3	TSP	Lap	Time	SE1	SP1	SE2	SP2	SE3	SP3	TSP
1 Kirchhöfer, DEU / Keilwitz, DEU									theoretical besttime: 1:32.269								
1	3:26.200	2:03.200	139	38.286	205	44.714	203		17	1:47.259	25.099	207	33.416	211	48.744		240
2	1:49.483	26.408	201	33.556	211	49.519		232	18	14:44.503	13:31.327	198	33.108	214	40.068	209	
3	2:31.315	1:21.221	219	32.316	218	37.778	215		19	1:33.327	24.183	220	31.911	218	37.233	213	238
4	1:36.120	24.263	223	32.228	218	39.629	215	240	20	1:33.646	24.112	219	31.816	219	37.718	214	237
5	1:33.296	24.156	221	31.802	217	37.338	214	241	21	1:32.937	24.036	220	31.599	220	37.302	214	238
6	1:34.081	24.099	223	31.858	219	38.124	210	241	22	1:33.000	24.028	220	31.568	219	37.404	214	239
7	1:33.864	24.198	222	32.048	219	37.618	214	241	23	1:44.373	24.268	220	31.682	219	48.423		239
8	1:33.391	24.336	222	31.806	222	37.249	214	241	24	5:51.825	4:41.981	218	32.244	218	37.600	214	
9	1:33.248	24.101	222	31.955	219	37.192	216	240	25	1:33.941	24.516	221	32.157	218	37.268	217	240
10	1:44.949	24.265	221	31.936	218	48.748		241	26	1:33.203	24.135	221	31.627	219	37.441	216	242
11	8:07.112	6:31.664	144	40.715	173	54.733			27	1:33.595	24.153	220	31.858	219	37.584	213	241
12	5:06.895	3:48.642	157	37.928	188	40.325	210		28	1:46.722	24.240	221	31.863	221	50.619		239
13	1:36.479	24.899	218	33.419	212	38.161	214	240	29	3:40.843	1:52.730	126	44.257	164	1:03.856		
14	1:32.608	24.113	222	31.492	219	37.003	214	239	30	4:13.131	2:50.762	179	38.531	185	43.838	156	
15	1:32.578	24.028	222	31.415	219	37.135	214	241	31	2:49.481	28.115	185	58.361	49	1:23.005		198
16	1:32.559	23.851	222	31.579	218	37.129	215	241									

Lap	Time	SE1	SP1	SE2	SP2	SE3	SP3	TSP	Lap	Time	SE1	SP1	SE2	SP2	SE3	SP3	TSP
3 Rogivue, CHE / Jöns, DEU									theoretical besttime: 1:33.350								
1	2:17.563	1:00.014	172	36.966	204	40.583	209		19	1:34.374	24.556	218	32.233	214	37.585	214	240
2	1:37.750	25.304	216	33.774	211	38.672	210	236	20	1:50.340	24.733	189	34.560	204	51.047		241
3	1:36.066	24.756	218	33.210	212	38.100	211	238	21	10:36.257	9:24.318	213	33.205	212	38.734	210	
4	1:37.560	24.963	217	33.162	212	39.435	210	240	22	1:34.613	24.670	216	32.340	215	37.603	209	237
5	1:37.838	26.048	200	33.593	212	38.197	207	240	23	1:34.663	24.658	216	32.184	215	37.821	212	237
6	1:52.308	25.042	217	33.975	210	53.291		237	24	1:35.317	24.736	216	32.159	216	38.422	204	237
7	5:00.416	3:35.974	166	42.157	196	42.285	209		25	1:50.954	25.005	215	32.463	214	53.486		233
8	1:42.093	26.588	205	33.751	213	41.754	213	237	26	10:23.719	9:12.134	200	33.252	212	38.333	210	
9	1:34.548	24.481	216	32.431	215	37.636	210	240	27	1:34.336	24.525	216	32.234	213	37.577	211	237
10	1:34.133	24.843	217	32.044	216	37.246	211	239	28	1:34.629	24.585	216	32.216	215	37.828	207	239
11	1:33.620	24.467	217	32.075	216	37.078	213	239	29	1:48.232	24.696	216	32.493	214	51.043		236
12	1:33.998	24.418	218	32.054	216	37.526	212	241	30	4:23.839	3:12.664	214	33.134	212	38.041	211	
13	1:45.889	24.462	217	31.970	215	49.457		240	31	1:35.232	24.704	216	32.703	214	37.825	210	236
14	5:17.133	3:45.356	134	38.511	133	53.266	212		32	1:34.839	24.638	216	32.392	216	37.809	209	238
15	1:34.263	24.302	216	32.254	214	37.707	209	240	33	1:35.870	24.508	216	33.668	213	37.694	211	237
16	1:34.609	24.557	217	32.336	208	37.716	210	238	34	1:39.425	24.637	216	32.206	217	42.582	77	240
17	1:34.328	24.519	218	32.409	214	37.400	214	238	35		52.639	70	1:09.743	76			75
18	1:33.942	24.351	217	32.091	214	37.500	213	241									

Lap	Time	SE1	SP1	SE2	SP2	SE3	SP3	TSP	Lap	Time	SE1	SP1	SE2	SP2	SE3	SP3	TSP
4 Lips, CHE / Hackländer, DEU									theoretical besttime: 1:35.091								
1	9:07.209	7:46.222	160	38.555	180	42.432	206		18	1:38.338	24.842	215	33.925	207	39.571	206	238
2	1:42.264	26.047	215	36.020	206	40.197	210	235	19	2:16.029	25.250	215	33.850	187	1:16.929		235
3	1:36.754	24.851	216	32.938	211	38.965	209	239	20	16:34.394	15:21.053	200	34.137	207	39.204	209	
4	1:37.404	24.851	215	32.969	211	39.584	208	238	21	1:37.411	25.002	213	33.317	209	39.092	208	235
5	1:36.930	25.469	198	32.928	211	38.533	210	236	22	1:36.760	24.901	215	33.201	210	38.658	208	236
6	1:35.803	24.722	216	32.747	212	38.334	209	239	23	1:36.186	25.023	216	32.845	209	38.318	208	236
7	1:35.372	24.680	216	32.583	212	38.109	211	238	24	1:35.640	24.763	216	32.673	212	38.204	208	237
8	1:47.635	24.793	216	32.814	212	50.028		238	25	1:35.749	24.896	216	32.509	213	38.344	211	238
9	4:20.814	3:05.104	211	35.473	203	40.237	204		26	1:35.475	24.917	216	32.656	211	37.902	213	237
10	1:38.861	25.062	215	33.956	208	39.843	202	235	27	1:48.823	24.721	216	32.605	213	51.497		240
11	1:37.830	24.998	216	33.625	208	39.207	208	233	28	2:53.543	1:40.764	213	33.576	208	39.203	206	
12	1:37.073	24.839	215	33.300	209	38.934	209	237	29	1:37.790	25.139	213	33.486	206	39.165	209	233
13	1:36.865	24.823	216	33.166	209	38.876	212	237	30	1:37.104	24.973	215	33.105	210	39.026	208	236
14	1:36.962	24.814	216	33.108	208	39.040	206	240	31	1:36.916	24.884	215	33.120	210	38.912	207	236
15	1:55.778	24.853	216	34.270	173	56.655		236	32	1:36.475	24.843	216	33.082	209	38.550	210	236
16	3:18.330	2:02.377	213	34.597	180	41.356	210		33	1:37.615	24.881	215	33.814	211	38.920	210	238
17	1:42.382	25.226	215	36.210	205	40.946	212	240	34	2:30.413	24.943	214	41.125	73	1:24.345		238

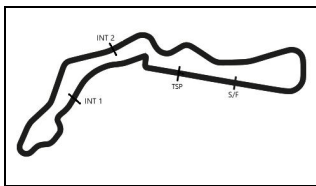
Lap	Time	SE1	SP1	SE2	SP2	SE3	SP3	TSP	Lap	Time	SE1	SP1	SE2	SP2	SE3	SP3	TSP
5 Ellis, GBR / Hofer, AUT									theoretical besttime: 1:32.898								
1	16:36.079	15:10.214	145	40.450	185	45.415	197		15	1:34.664	24.527	216	32.289	215	37.848	212	235
2	1:39.306	26.672	210	33.626	209	39.008	210	209	16	1:36.442	24.365	218	32.098	215	39.979	198	239
3	1:35.177	24.692	214	32.614	207	37.871	208	237	17	1:37.519	26.713	197	33.260	214	37.546	212	220
4	1:34.926	25.224	213	32.164	214	37.538	210	235	18	1:34.696	24.422	215	32.946	214	37.328	212	237
5	1:34.078	24.582	215	32.057	214	37.439	209	237	19	1:34.112	24.412	216	31.862	216	37.838	211	236

ver: 1.0

www.adac.de/motorsport

Page 1/ 10 printed: 26.4.2018 15:49





ADAC GT Masters Testday



Sector List Session 2

Provisional

Autodrom Most, Length: 4212m

Air temperature: 15.47°C

Track temperature: 16.71°C

Weather condition: Dry

DMSB Reg. Nr.:

Thursday, April 26, 2018 13:35:00

Lap	Time	SE1	SP1	SE2	SP2	SE3	SP3	TSP	Lap	Time	SE1	SP1	SE2	SP2	SE3	SP3	TSP
6	1:47.440	25.025	217	33.098	215	49.317		237	20	1:45.490	24.547	216	31.789	216	49.154		237
7	7:59.646	6:27.968	131	45.864	156	45.814	162		21	8:00.857	6:51.264	212	32.297	213	37.296	212	
8	1:39.310	26.907	197	34.756	204	37.647	211	212	22	1:33.476	24.403	216	31.806	216	37.267	214	237
9	1:33.445	24.416	215	31.785	216	37.244	212	238	23	1:38.750	24.526	218	35.256	157	38.968	214	241
10	1:33.026	24.335	216	31.697	216	36.994	213	239	24	1:33.338	24.367	215	31.950	216	37.021	212	238
11	1:33.830	24.506	216	31.569	216	37.755	207	240	25	1:38.654	24.411	216	32.254	216	41.989	210	237
12	1:33.498	24.560	215	31.618	216	37.320	211	237	26	1:45.826	24.514	216	32.221	214	49.091		236
13	1:46.453	25.041	216	31.951	216	49.461		237	27	7:55.225	6:03.795	213	33.044	209	1:18.386		
14	8:27.231	7:15.076	213	32.760	211	39.395	210										

6 Tunjo, COL / Lukashevich, RUS

theoretical besttime: 1:33.176

1	2:03.312	44.452	160	38.079	161	40.781	209		14	1:36.546	24.397	217	32.705	209	39.444	212	239
2	1:39.496	27.702	160	33.555	211	38.239	211	235	15	1:34.090	24.410	216	32.417	213	37.263	212	239
3	1:34.315	24.646	216	32.154	215	37.515	213	237	16	1:51.836	25.011	216	32.723	208	54.102		240
4	1:35.954	24.563	216	32.001	216	39.390	210	239	17	19:28.289	18:04.075	165	40.290	156	43.924	183	
5	1:34.901	24.480	216	32.889	213	37.532	213	237	18	1:48.943	30.475	155	36.949	178	41.519	210	179
6	1:33.479	24.486	216	31.924	216	37.069	213	238	19	2:31.001	24.565	215	37.393	75	1:29.043		236
7	1:33.605	24.479	216	31.806	215	37.320	211	240	20	19:58.011	18:26.450	115	42.943	164	48.618	186	
8	1:49.956	24.501	216	32.134	214	53.321		237	21	1:51.814	32.845	149	37.668	138	41.301	210	149
9	5:53.197	4:36.169	191	35.269	203	41.759	209		22	1:34.770	24.649	213	32.590	213	37.531	207	235
10	1:35.285	24.662	215	32.827	211	37.796	208	236	23	1:33.800	24.685	214	32.030	214	37.085	212	234
11	1:34.710	24.650	216	32.412	213	37.648	209	236	24	1:35.353	24.497	215	31.855	214	39.001	211	238
12	1:34.291	24.472	216	32.310	214	37.509	210	238	25	1:35.769	24.447	214	33.954	214	37.368	210	237
13	1:36.594	24.433	218	32.468	212	39.693	212	238	26	2:21.753	24.301	215	32.166	180	1:25.286		237

7 Schwager, DEU / Ludwig, DEU

theoretical besttime: 1:32.692

1	2:25.286	1:06.205	161	38.343	201	40.738	209		20	1:35.628	24.258	217	31.867	216	39.503	215	238
2	1:36.313	25.430	216	33.301	210	37.582	212	234	21	1:44.890	24.223	218	31.988	213	48.679		240
3	1:34.187	24.602	217	32.192	213	37.393	215	239	22	5:13.240	2:51.698	168	1:02.445	79	1:19.097		
4	1:34.134	24.397	217	32.192	213	37.545	211	238	23	5:32.003	4:19.101	214	32.698	214	40.204	211	
5	1:34.104	24.518	217	32.199	213	37.387	212	237	24	1:34.269	24.325	217	32.053	216	37.891	210	235
6	1:34.009	24.589	216	32.081	214	37.339	213	238	25	1:36.714	24.478	218	32.401	212	39.835	211	234
7	1:33.921	24.353	217	32.096	214	37.472	212	238	26	1:33.906	24.438	218	32.006	217	37.462	209	234
8	1:47.009	24.580	217	32.288	212	50.141		238	27	1:33.618	24.317	217	31.822	218	37.479	211	234
9	3:50.154	2:32.300	181	38.359	204	39.495	210		28	1:37.052	24.960	214	32.931	217	39.161	212	236
10	1:35.486	24.915	216	33.003	212	37.568	213	234	29	1:33.128	24.321	216	31.663	218	37.144	213	236
11	1:39.758	24.240	217	31.779	215	43.739	210	238	30	1:35.861	24.436	216	31.788	217	39.637	213	238
12	1:33.549	24.425	216	31.887	215	37.237	211	234	31	1:44.271	24.330	217	31.751	219	48.190		238
13	1:33.145	24.219	218	31.850	216	37.076	212	237	32	6:55.488	5:35.300	95	40.480	206	39.708	212	
14	1:33.169	24.176	218	31.690	217	37.303	212	236	33	1:37.934	25.748	217	34.337	214	37.849	213	239
15	1:48.185	24.325	218	33.252	208	50.608		236	34	1:36.999	24.950	217	33.253	202	38.796	213	238
16	4:52.283	3:42.098	214	32.555	212	37.630	212		35	1:32.731	24.209	220	31.669	219	36.853	213	237
17	1:33.505	24.315	218	31.923	213	37.267	213	237	36	1:44.992	24.223	219	31.739	217	49.030		238
18	1:33.291	24.189	218	31.859	215	37.243	213	237	37	5:15.436	3:56.284	150	39.743	214	39.409	213	
19	1:33.399	24.213	218	32.164	214	37.022	213	238	38	2:06.250	24.208	218	31.941	213	1:10.101		239

8 Friedrich, DEU / Arnold, DEU

theoretical besttime: 1:33.266

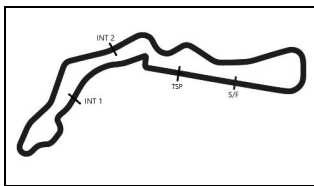
1	3:11.899	1:47.059	165	40.548	148	44.292	199		19	1:34.946	24.649	217	32.480	213	37.817	209	235
2	1:43.181	27.508	168	35.996	201	39.677	210	218	20	1:34.527	24.550	215	32.183	215	37.794	210	234
3	1:40.606	26.258	204	35.367	208	38.981	209	234	21	1:41.302	28.626	168	33.841	213	38.835	210	232
4	1:37.217	25.550	216	33.446	210	38.221	210	234	22	1:34.946	24.709	216	32.379	215	37.858	209	236
5	1:54.408	25.772	190	35.428	200	53.208		227	23	1:34.172	24.611	216	31.970	216	37.591	211	234
6	9:23.274	8:00.919	165	39.715	189	42.640	200		24	1:34.668	24.653	217	32.097	214	37.918	211	237
7	1:38.360	26.309	215	34.041	211	38.010	210	216	25	1:34.039	24.442	217	32.183	216	37.414	212	235
8	1:33.919	24.754	217	31.908	215	37.257	210	233	26	1:34.052	24.443	217	31.991	216	37.618	211	235
9	2:16.176	24.878	217	1:12.885	208	38.413	212	235	27	1:34.279	24.526	216	32.117	216	37.636	210	238
10	1:34.468	24.712	217	31.890	215	37.866	204	236	28	1:47.949	24.572	217	32.325	216	51.052		235
11	1:33.893	24.731	218	31.981	215	37.181	211	232	29	2:33.484	1:21.593	206	33.826	210	38.065	209	
12	1:33.645	24.402	217	32.005	216	37.238	211	236	30	1:36.472	24.785	217	32.377	214	39.310	211	233
13	1:33.572	24.692	218	31.846	217	37.034	214	237	31	1:47.327	25.210	216	32.314	216	49.803		231
14	1:48.883	24.386	219	32.019	213	52.478		239	32	3:41.649	2:30.380	212	33.172	213	38.097	209	
15	10:52.703	8:58.752	166	35.705	203	1:18.246			33	1:34.792	24.703	216	32.176	216	37.913	212	235
16	6:47.298	5:32.835	198	33.790	200	40.673	210		34	1:34.088	24.401	216	32.055	216	37.632	211	237

ver: 1.0

www.adac.de/motorsport

Page 2/ 10 printed: 26.4.2018 15:49





ADAC GT Masters Testday



Sector List Session 2

Provisional

Autodrom Most, Length: 4212m

Air temperature: 15.47°C

Track temperature: 16.71°C

Weather condition: Dry

DMSB Reg. Nr.:

Thursday, April 26, 2018 13:35:00

Lap	Time	SE1	SP1	SE2	SP2	SE3	SP3	TSP	Lap	Time	SE1	SP1	SE2	SP2	SE3	SP3	TSP
17	1:36.825	24.565	217	32.529	213	39.731	208	234	35	2:36.594	24.518	216	48.388	76	1:23.688	235	
18	1:36.731	24.456	217	31.978	217	40.297	211	234									

9 Maggi, CHE / Dreyspring, DEU

theoretical besttime: 1:33.064

1	2:46.722	1:24.900	120	39.989	187	41.833	212		19	1:34.980	24.342	219	33.041	210	37.597	212	238
2	1:38.064	25.564	197	34.134	214	38.366	212	241	20	2:43.259	24.256	220	55.499	76	1:23.504		239
3	1:35.382	24.624	221	32.961	214	37.797	213	238	21	5:43.437	4:31.687	162	34.073	214	37.677	211	
4	1:35.158	24.314	221	33.007	212	37.837	211	240	22	1:35.402	24.285	207	33.380	216	37.737	215	236
5	1:35.163	24.565	221	32.617	215	37.981	211	238	23	1:48.596	24.658	220	32.245	218	51.693		237
6	1:35.418	24.406	219	33.104	216	37.908	213	239	24	5:40.035	4:25.039	173	35.671	209	39.325	212	
7	1:35.584	24.270	221	32.733	212	38.581	212	240	25	1:34.315	24.746	218	32.346	216	37.223	213	237
8	1:35.075	24.374	222	32.629	215	38.072	212	243	26	1:33.602	24.178	219	32.119	216	37.305	213	241
9	1:35.148	24.535	220	32.535	215	38.078	211	239	27	1:35.663	24.205	219	31.938	216	39.520	210	240
10	1:49.245	24.435	221	32.847	216	51.963		239	28	1:46.658	24.421	220	32.885	213	49.352		238
11	7:49.010	6:28.090	169	38.726	193	42.194	196		29	8:14.883	6:56.809	163	36.567	209	41.507	213	
12	1:43.612	26.356	206	37.860	161	39.396	212	220	30	1:37.344	24.852	218	34.801	180	37.691	212	235
13	1:34.224	24.464	221	32.350	216	37.410	211	240	31	1:33.489	24.449	219	31.865	217	37.175	212	238
14	1:33.514	24.163	221	32.158	216	37.193	212	242	32	1:33.251	24.210	219	31.761	217	37.280	212	238
15	1:34.146	24.326	221	32.283	216	37.537	214	241	33	1:43.302	27.052	162	34.589	215	41.661	213	240
16	1:33.785	24.269	219	31.993	217	37.523	212	242	34	1:33.182	24.140	219	31.833	217	37.209	213	240
17	1:49.093	24.332	221	32.941	208	51.820		241	35	2:34.870	24.128	219	48.717	76	1:22.025		240
18	5:55.647	4:36.910	161	38.570	199	40.167	217										

11 Erhart, DEU / Kaffer, DEU

theoretical besttime: 1:33.575

1	2:10.095	49.464	157	38.544	200	42.087	206		20	1:34.090	24.414	217	32.425	214	37.251	214	240
2	1:37.635	25.329	213	33.872	208	38.434	210	234	21	1:33.978	24.349	215	32.431	212	37.198	213	241
3	1:36.711	24.666	216	33.191	209	38.854	211	238	22	1:45.827	24.410	216	32.028	215	49.389		239
4	1:36.059	24.687	216	33.174	207	38.198	210	239	23	11:02.649	9:31.153	211	33.719	205	57.777		
5	1:36.018	24.639	216	33.282	210	38.097	210	240	24	4:03.665	2:51.290	210	33.025	212	39.350	208	
6	1:35.856	24.627	216	33.123	210	38.106	212	238	25	1:35.960	24.873	213	32.791	212	38.296	208	236
7	1:35.820	24.544	216	33.103	210	38.173	210	240	26	1:35.490	24.644	214	32.769	212	38.077	208	236
8	1:49.450	24.846	215	33.520	206	51.084		237	27	1:35.330	24.611	214	32.844	210	37.875	209	236
9	5:38.281	4:20.343	161	37.472	199	40.466	210		28	1:35.146	24.777	214	32.481	211	37.888	209	236
10	1:36.045	25.085	214	33.181	210	37.779	210	235	29	1:34.750	24.504	216	32.405	213	37.841	210	237
11	1:34.959	24.600	216	32.512	213	37.847	211	237	30	1:34.994	24.602	214	32.511	213	37.881	210	238
12	1:34.900	24.496	215	32.524	213	37.880	210	240	31	1:49.318	25.968	183	33.153	208	50.197		237
13	1:35.053	24.514	216	32.574	212	37.965	211	238	32	4:13.758	3:01.868	213	33.474	209	38.416	209	
14	1:35.206	24.517	216	32.698	211	37.991	213	240	33	1:35.823	24.711	215	32.923	212	38.189	208	237
15	1:34.823	24.381	216	32.589	212	37.853	213	241	34	1:35.455	24.809	215	32.663	211	37.983	208	235
16	1:48.675	24.354	213	34.485	208	49.836		240	35	1:35.341	24.844	215	32.578	213	37.919	210	236
17	4:30.807	3:18.973	209	33.869	210	37.965	210		36	1:35.103	24.693	215	32.623	212	37.787	211	237
18	1:34.125	24.615	216	32.294	213	37.216	213	239	37	1:47.630	24.643	215	32.715	212	50.272		237
19	1:36.285	24.592	218	32.055	214	39.638	212	241	38	4:10.315	1:41.826	85	1:05.252	80	1:23.237		

12 Spengler, DEU / Vanthoor, BEL

theoretical besttime: 1:33.090

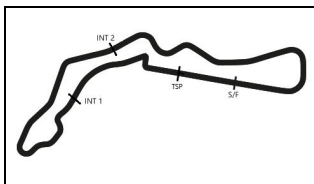
1	6:50.537	5:25.347	183	41.572	196	43.618	207		19	8:33.324	7:19.141	212	32.885	211	41.298	211	
2	1:39.403	25.505	206	35.783	211	38.115	211	236	20	1:33.999	24.507	215	32.098	216	37.394	211	236
3	1:33.744	24.484	216	32.211	213	37.049	213	238	21	1:34.059	24.489	214	32.088	216	37.482	210	238
4	1:33.287	24.405	216	31.897	216	36.985	212	240	22	1:34.167	24.559	214	31.981	217	37.627	211	237
5	1:33.723	24.346	216	31.933	217	37.444	210	238	23	1:34.141	24.643	213	32.176	215	37.322	213	238
6	1:33.351	24.395	217	31.925	216	37.031	212	237	24	1:34.018	24.550	216	32.007	216	37.461	211	239
7	1:33.157	24.313	216	31.869	215	36.975	212	238	25	1:33.792	24.540	216	31.973	217	37.279	213	238
8	1:55.779	30.152	94	47.263	156	38.364	211	238	26	1:35.379	24.494	216	31.985	216	38.900	213	238
9	1:33.314	24.393	216	31.802	216	37.119	213	239	27	1:33.916	24.516	216	32.003	215	37.397	210	239
10	1:49.023	24.396	216	31.818	216	52.809		239	28	1:33.755	24.478	215	31.871	217	37.406	211	239
11	11:39.386	10:28.972	208	32.778	211	37.636	211		29	1:34.112	24.518	216	32.051	215	37.543	211	238
12	1:34.428	24.590	215	32.131	214	37.707	210	238	30	1:34.317	24.650	216	32.111	216	37.556	211	239
13	1:33.890	24.479	215	32.152	213	37.259	212	237	31	1:33.861	24.505	216	31.960	216	37.396	212	239
14	1:33.907	24.313	216	32.161	214	37.433	210	238	32	1:34.040	24.465	216	32.071	217	37.504	210	238
15	1:34.556	24.727	215	32.401	213	37.428	211	239	33	1:34.214	24.600	216	32.131	219	37.483	212	236
16	1:34.211	24.567	214	32.143	216	37.501	210	239	34	1:34.040	24.516	216	32.163	217	37.361	213	237
17	1:34.399	24.557	215	32.255	215	37.587	211	236	35	1:46.131	24.496	216	32.092	217	49.543		238
18	2:57.997	31.070	79	1:03.110	79	1:23.817		238									

ver: 1.0

www.adac.de/motorsport

Page 3/ 10 printed: 26.4.2018 15:49





ADAC GT Masters Testday



Sector List Session 2

Provisional

Autodrom Most, Length: 4212m

Air temperature: 15.47°C

Track temperature: 16.71°C

Weather condition: Dry

DMSB Reg. Nr.:

Thursday, April 26, 2018 13:35:00

Lap	Time	SE1	SP1	SE2	SP2	SE3	SP3	TSP	Lap	Time	SE1	SP1	SE2	SP2	SE3	SP3	TSP
-----	------	-----	-----	-----	-----	-----	-----	-----	-----	------	-----	-----	-----	-----	-----	-----	-----

13 Barth, DEU / Hürtgen, DEU									theoretical besttime: 1:32.791								
1	5:29.464	4:10.859	180	38.618	206	39.987	209		16	14:21.861	13:10.640	216	33.086	220	38.135	211	
2	1:35.881	25.010	220	32.960	218	37.911	212	236	17	1:34.045	24.406	220	32.197	219	37.442	210	238
3	1:34.196	24.369	221	32.315	219	37.512	212	237	18	1:34.051	24.420	221	32.003	222	37.628	213	238
4	1:34.212	24.474	220	32.297	216	37.441	211	238	19	1:48.845	24.370	220	32.089	216	52.386		237
5	1:46.978	24.392	222	32.356	218	50.230		241	20	6:59.622	5:49.129	217	32.886	213	37.607	213	
6	4:32.972	3:22.296	200	32.938	220	37.738	211		21	1:33.082	24.363	219	31.704	222	37.015	215	236
7	1:34.261	24.471	221	32.334	216	37.456	212	239	22	1:33.577	24.448	216	31.822	220	37.307	216	239
8	1:47.483	24.623	223	32.949	216	49.911		240	23	1:46.302	24.169	222	31.976	220	50.157		240
9	5:31.305	4:08.250	166	38.302	200	44.753	164		24	3:49.639	2:40.023	215	31.959	218	37.657	216	
10	1:44.801	28.279	207	36.525	198	39.997	193	176	25	1:33.488	24.229	220	31.871	219	37.388	212	242
11	1:40.903	26.646	217	34.033	167	40.224	214	186	26	1:33.365	24.232	220	31.806	219	37.327	214	236
12	1:33.997	24.439	223	31.955	219	37.603	213	240	27	1:33.258	24.244	219	31.730	217	37.284	216	238
13	1:33.146	24.189	221	31.800	223	37.157	219	241	28	1:46.921	24.570	223	32.774	220	49.577		239
14	1:33.462	24.072	222	31.987	221	37.403	216	241	29	5:40.611	4:13.314	178	36.597	201	50.700		
15	1:47.640	24.408	224	32.449	213	50.783		242									

14 Zöchling, AUT / Klingmann, DEU									theoretical besttime: 1:32.434								
1	2:00.479	42.758	169	38.626	203	39.095	213		22	8:00.218	6:37.317	162	41.249	151	41.652	210	
2	1:34.636	24.971	220	32.322	215	37.343	214	240	23	1:41.027	28.436	153	34.392	215	38.199	212	235
3	1:35.960	24.516	221	32.582	212	38.862	215	240	24	1:34.815	24.735	220	32.343	215	37.737	210	238
4	1:33.834	24.481	221	31.915	218	37.438	213	242	25	1:34.459	24.564	219	32.261	219	37.634	211	238
5	1:33.857	24.495	221	32.011	217	37.351	214	240	26	1:34.740	24.856	218	32.280	218	37.604	213	237
6	1:34.092	24.637	220	32.096	216	37.359	214	240	27	1:34.400	24.717	219	32.022	218	37.661	213	240
7	1:46.799	24.523	221	32.433	216	49.843		242	28	1:34.234	24.613	219	32.209	215	37.412	213	238
8	5:04.797	3:54.687	220	32.427	216	37.683	215		29	1:34.375	24.575	220	32.233	220	37.567	214	241
9	1:34.161	24.524	220	32.043	217	37.594	215	241	30	1:34.483	24.738	220	32.248	215	37.497	214	239
10	1:39.295	24.483	220	32.332	216	42.480	214	243	31	1:34.175	24.678	220	32.059	218	37.438	216	241
11	1:39.392	24.700	220	32.677	216	42.015	213	240	32	1:46.290	24.674	219	32.437	214	49.179		242
12	1:34.389	24.621	220	32.203	218	37.565	214	241	33	4:23.470	3:01.121	168	40.213	178	42.136	211	
13	1:33.732	24.443	220	31.989	218	37.300	214	240	34	1:34.639	25.103	219	32.268	218	37.268	213	237
14	1:33.845	24.437	221	32.078	216	37.330	216	241	35	1:33.241	24.700	218	31.773	221	36.768	213	237
15	1:49.128	26.176	207	32.864	217	50.088		221	36	1:32.828	24.565	220	31.601	219	36.662	214	237
16	7:28.839	6:17.930	215	33.060	214	37.849	213		37	1:32.768	24.335	220	31.608	220	36.825	214	240
17	1:34.524	24.676	221	32.488	214	37.360	215	240	38	1:32.537	24.265	220	31.507	219	36.765	215	240
18	1:35.469	25.201	221	32.558	216	37.710	214	241	39	1:38.821	24.363	220	32.287	179	42.171	215	242
19	1:34.329	24.778	220	32.197	219	37.354	216	242	40	1:37.687	24.440	220	31.517	219	41.730	61	240
20	1:34.226	24.627	220	32.196	216	37.403	214	242	41		54.832	72	1:07.470	72			75
21	2:22.167	24.618	219	32.753	171	1:24.796		241									

17 Bernhard, DEU / Estre, FRA									theoretical besttime: 1:32.726								
1	18:59.150	17:35.963	108	39.318	177	43.869	211		10	1:33.895	24.764	218	31.817	216	37.314	212	241
2	1:37.641	26.273	196	33.232	213	38.136	210	206	11	1:34.817	24.633	215	32.017	213	38.167	212	241
3	1:42.411	27.459	147	34.503	194	40.449	209	237	12	6:56.544	24.437	216	31.799	218	6:00.308		238
4	1:35.081	24.881	217	32.619	206	37.581	212	237	13	26:19.674	25:04.840	188	36.562	207	38.272	210	
5	1:34.172	24.564	217	32.027	215	37.581	213	238	14	1:43.277	25.133	215	32.497	211	45.647	210	235
6	1:34.267	24.826	218	32.046	216	37.395	212	239	15	1:33.597	24.602	215	31.913	213	37.082	211	235
7	1:33.832	24.554	217	31.934	216	37.344	213	239	16	1:32.913	24.194	218	31.554	214	37.165	211	238
8	1:46.490	24.694	218	32.359	215	49.437		241	17	1:33.005	24.141	217	31.707	216	37.157	210	237
9	7:43.131	6:33.698	216	32.143	214	37.290	213		18	1:44.149	24.329	217	31.503	217	48.317		237

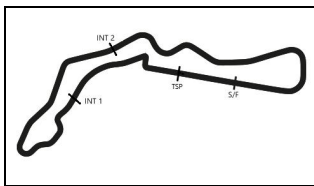
18 de Leener, BEL / Bachler, AUT									theoretical besttime: 1:32.819								
1	2:54.222	1:20.719	130	45.377	155	48.126	197		19	1:35.834	24.517	219	32.369	216	38.948	212	237
2	1:45.429	28.081	170	36.983	163	40.365	211	175	20	3:00.474	34.232	74	1:03.121	80	1:23.121		238
3	1:38.381	25.001	218	33.205	210	40.175	205	237	21	10:24.785	8:58.339	141	41.896	160	44.550	210	
4	1:36.496	25.709	217	32.696	213	38.091	210	206	22	1:37.347	25.119	216	34.068	213	38.160	209	235
5	1:36.209	24.960	218	33.209	211	38.040	212	236	23	1:34.078	24.557	216	31.804	216	37.717	212	234
6	1:34.818	24.687	219	32.405	213	37.726	212	240	24	1:33.315	24.305	218	31.802	217	37.208	212	238
7	1:35.068	24.387	219	32.655	215	38.026	213	238	25	1:33.210	24.157	219	31.454	217	37.599	212	238
8	1:48.142	24.664	219	32.892	213	50.586		240	26	1:33.622	24.184	219	31.766	214	37.672	210	238
9	6:09.436	4:57.687	214	33.203	214	38.546	210		27	1:45.874	24.250	219	33.322	216	48.302		237
10	1:34.907	24.720	218	32.508	213	37.679	213	237	28	3:05.271	1:55.178	217	32.501	215	37.592	210	

ver: 1.0

www.adac.de/motorsport

Page 4/ 10 printed: 26.4.2018 15:49





ADAC GT Masters Testday



Sector List Session 2

Provisional

Autodrom Most, Length: 4212m

Air temperature: 15.47°C

Track temperature: 16.71°C

Weather condition: Dry

DMSB Reg. Nr.:

Thursday, April 26, 2018 13:35:00

Lap	Time	SE1	SP1	SE2	SP2	SE3	SP3	TSP	Lap	Time	SE1	SP1	SE2	SP2	SE3	SP3	TSP
11	1:35.197	24.549	219	32.881	214	37.767	212	240	29	1:37.547	25.317	217	32.930	215	39.300	212	238
12	1:35.048	24.562	219	32.465	214	38.021	212	238	30	1:51.524	24.496	217	33.293	203	53.735		241
13	1:35.494	24.310	219	33.194	213	37.990	213	239	31	4:41.489	3:18.525	175	38.708	181	44.256	204	
14	1:47.964	24.714	218	33.766	214	49.484		240	32	1:37.674	25.603	215	33.730	211	38.341	211	232
15	7:31.803	6:20.193	216	33.124	213	38.486	213		33	1:34.449	24.705	217	32.411	214	37.333	210	236
16	1:34.462	24.595	218	32.356	213	37.511	212	238	34	1:33.965	24.313	218	32.132	215	37.520	212	237
17	1:35.491	24.645	219	32.174	216	38.672	211	240	35	4:42.012	24.354	218	2:57.814	75	1:19.844		239
18	1:34.668	24.634	217	32.276	215	37.758	211	240									

19 Perez Companc, ARG / Perera, FRA

theoretical besttime: 1:32.796

1	5:10.981	3:55.346	182	36.471	203	39.164	213		19	1:34.106	24.446	215	32.239	211	37.421	211	238
2	1:37.786	26.251	209	33.253	212	38.282	211	225	20	1:50.732	24.285	215	32.294	213	54.153		237
3	1:33.420	24.249	217	31.916	217	37.255	211	237	21	9:10.544	7:59.377	211	33.188	210	37.979	209	
4	1:33.469	24.316	216	31.842	215	37.311	213	237	22	1:36.093	24.469	216	32.049	215	39.575	210	234
5	1:33.647	24.295	217	31.838	216	37.514	211	239	23	1:34.594	24.416	215	31.874	216	38.304	209	234
6	1:33.195	24.226	216	31.657	218	37.312	210	237	24	1:44.571	24.352	215	42.518	210	37.701	210	236
7	1:45.991	24.315	217	32.095	215	49.581		237	25	1:48.767	24.479	215	31.902	217	52.386		235
8	6:52.798	5:29.720	116	41.281	145	41.797	207		26	5:03.107	3:50.678	182	33.818	210	38.611	209	
9	1:37.061	24.902	214	32.864	208	39.295	212	234	27	1:35.760	24.911	214	32.819	211	38.030	210	233
10	1:33.304	24.326	215	31.848	216	37.130	210	236	28	1:35.038	24.674	213	32.601	213	37.763	210	235
11	1:32.918	24.297	216	31.538	216	37.083	212	236	29	1:34.365	24.530	214	32.216	215	37.619	211	236
12	1:37.875	24.229	216	34.631	210	39.015	210	239	30	1:34.432	24.492	215	32.077	215	37.863	211	236
13	1:33.374	24.321	215	31.856	213	37.197	212	237	31	1:34.063	24.436	215	32.074	216	37.553	212	236
14	1:33.273	24.305	216	31.694	215	37.274	211	238	32	1:35.688	24.760	216	33.013	210	37.915	210	237
15	1:45.228	24.175	216	31.748	215	49.305		239	33	1:34.295	24.518	215	32.121	216	37.656	209	235
16	3:45.231	2:33.019	215	33.552	184	38.660	212		34	1:48.410	24.473	215	32.219	214	51.718		234
17	1:37.845	24.911	216	32.443	212	40.491	210	239	35	4:18.523	3:04.334	213	32.674	212	41.515	210	
18	1:34.807	24.505	217	32.518	209	37.784	211	239	36	1:47.596	24.545	214	32.178	213	50.873		235

20 Sylvest, DNK / Schramm, DEU

theoretical besttime: 1:32.234

1	6:07.699	4:50.854	191	37.498	202	39.347	212		18	8:35.593	7:25.502	213	32.526	215	37.565	210	
2	1:34.794	25.318	215	32.742	214	36.734	214	234	19	1:33.928	24.456	217	31.994	217	37.478	212	233
3	1:32.722	24.367	217	31.675	216	36.680	213	235	20	1:33.909	24.523	217	31.725	217	37.661	210	235
4	1:32.632	24.038	217	31.678	217	36.916	213	238	21	1:33.852	24.447	216	31.922	216	37.483	211	235
5	1:32.933	24.183	218	31.695	216	37.055	212	237	22	1:45.849	24.292	217	31.908	218	49.649		234
6	1:46.536	24.125	218	31.516	216	50.895		237	23	4:06.602	2:57.157	214	32.124	211	37.321	211	
7	6:27.823	5:15.512	188	34.259	197	38.052	210		24	1:33.663	24.297	216	31.737	217	37.629	212	234
8	1:34.034	24.486	215	32.254	213	37.294	212	234	25	1:33.444	24.504	216	31.771	217	37.169	213	236
9	1:33.734	24.507	216	32.158	214	37.069	211	236	26	1:33.642	24.323	218	32.047	216	37.272	212	236
10	1:34.581	24.448	217	32.777	213	37.356	212	235	27	1:46.489	24.474	218	32.141	216	49.874		237
11	1:34.164	24.578	216	32.281	216	37.305	211	236	28	4:41.881	3:32.038	215	32.219	217	37.624	211	
12	1:47.445	24.570	217	32.146	216	50.729		237	29	1:33.887	24.627	216	31.963	217	37.297	211	236
13	5:54.280	4:42.262	196	34.129	210	37.889	213		30	1:34.329	24.596	216	32.037	217	37.696	209	236
14	1:33.956	24.542	216	32.356	215	37.058	214	237	31	1:46.311	24.557	216	31.941	219	49.813		234
15	1:33.477	24.249	218	32.060	215	37.168	212	238	32	4:22.618	3:12.852	214	32.206	217	37.560	210	
16	1:33.795	24.484	217	32.065	215	37.246	213	237	33	1:35.882	24.849	217	33.306	213	37.727	212	235
17	1:47.433	24.575	216	32.547	215	50.311	238		34	1:50.309	24.561	218	32.432	204	53.316		237

21 Stolz, DEU / Asch, DEU

theoretical besttime: 1:33.986

1	24:26.432	23:06.122	178	40.092	197	40.218	209		3	1:34.003	24.434	217	32.215	216	37.354	211	236
2	1:34.599	24.859	217	32.403	215	37.337	212	233	4	1:51.698	24.499	218	33.945	205	53.254		236

24 Ortmann, DEU / Winkelhock, DEU

theoretical besttime: 1:32.876

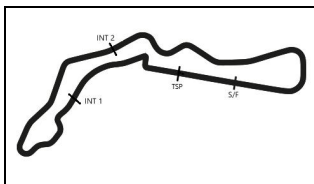
1	2:12.397	46.158	181	40.044	139	46.195	178		15	1:51.282	24.344	216	33.307	162	53.631		240
2	1:44.633	29.071	196	34.029	210	41.533	168	170	16	23:35.446	22:20.521	188	34.735	212	40.190	206	
3	1:42.738	31.532	150	33.722	210	37.484	212	169	17	1:33.970	24.677	215	31.850	215	37.443	209	235
4	1:33.049	24.254	216	31.592	217	37.203	210	239	18	1:33.861	24.508	216	32.300	215	37.053	210	236
5	1:39.212	24.262	217	33.483	156	41.467	212	239	19	1:33.211	24.355	216	31.592	216	37.264	210	238
6	1:39.997	24.265	216	33.083	165	42.649	209	239	20	1:36.765	25.480	211	33.866	213	37.419	210	240
7	1:33.301	24.261	216	31.667	216	37.373	210	237	21	1:33.536	24.506	215	31.777	213	37.253	211	237
8	1:51.368	24.351	215	31.761	213	55.256		238	22	1:33.417	24.297	216	31.837	217	37.283	211	239
9	14:47.666	13:25.647	187	39.247	149	42.772	200		23	1:47.449	24.535	215	31.937	216	50.977		239
10	1:36.666	25.153	185	33.650	212	37.863	212	232	24	5:49.281	4:37.156	211	34.071	213	38.054	209	

ver: 1.0

www.adac.de/motorsport

Page 5/ 10 printed: 26.4.2018 15:49





ADAC GT Masters Testday



Sector List Session 2

Provisional

Autodrom Most, Length: 4212m

Air temperature: 15.47°C

Track temperature: 16.71°C

Weather condition: Dry

DMSB Reg. Nr.:

Thursday, April 26, 2018 13:35:00

Lap	Time	SE1	SP1	SE2	SP2	SE3	SP3	TSP	Lap	Time	SE1	SP1	SE2	SP2	SE3	SP3	TSP
11	1:33.197	24.445	215	31.718	217	37.034	212	240	25	1:35.249	25.085	214	32.389	215	37.775	209	236
12	1:33.137	24.451	216	31.640	216	37.046	212	241	26	1:35.830	25.039	213	32.717	213	38.074	212	236
13	1:37.093	24.250	216	34.191	181	38.652	208	240	27	2:09.635	24.805	214	32.260	213	1:12.570		239
14	1:34.113	24.390	216	31.881	212	37.842	213	237									

25 Feller, CHE / Haase, DEU

theoretical besttime: 1:32.780

1	1:59.821	44.105	171	36.621	201	39.095	210		20	7:55.525	6:44.221	213	32.876	215	38.428	210	
2	1:35.319	24.545	216	32.559	213	38.215	205	237	21	1:35.600	24.522	216	32.261	216	38.817	207	237
3	1:47.899	25.131	218	32.719	213	50.049		231	22	1:34.439	24.551	216	32.041	215	37.847	210	236
4	5:20.699	4:03.848	131	37.965	201	38.886	211		23	1:34.021	24.334	216	31.810	219	37.877	209	237
5	1:34.640	24.385	217	32.313	214	37.942	212	237	24	1:33.704	24.420	216	31.670	219	37.614	210	236
6	1:34.414	24.278	216	32.606	205	37.530	209	240	25	1:33.812	24.504	216	31.763	219	37.545	211	237
7	1:32.926	24.377	217	31.624	216	36.925	210	236	26	1:33.880	24.543	217	31.887	217	37.450	210	237
8	1:33.117	24.262	216	31.731	216	37.124	212	238	27	1:33.360	24.484	216	31.748	219	37.128	212	240
9	1:39.013	24.247	216	32.502	191	42.264	213	239	28	1:33.966	24.365	217	31.967	218	37.634	210	240
10	1:33.138	24.231	216	31.641	216	37.266	209	240	29	1:44.029	24.512	218	37.761	110	41.756	210	238
11	1:46.346	24.612	216	32.596	213	49.138		237	30	1:46.456	24.458	216	32.126	216	49.872		240
12	4:52.361	3:40.858	213	33.746	211	37.757	212		31	2:55.873	1:33.913	215	32.519	212	49.441		
13	1:33.507	24.287	217	31.912	215	37.308	208	239	32	5:55.163	4:41.009	211	33.338	209	40.816	209	
14	1:45.741	24.380	217	31.893	215	49.468		239	33	1:34.040	24.408	215	32.225	210	37.407	211	236
15	7:05.279	5:54.401	214	32.891	212	37.987	210		34	1:34.699	24.617	215	32.441	216	37.641	212	238
16	1:34.920	24.666	217	32.343	213	37.911	210	238	35	1:33.783	24.559	216	31.958	216	37.266	212	239
17	1:33.982	24.406	217	31.989	216	37.587	212	240	36	1:34.457	24.402	216	31.941	214	38.114	156	240
18	1:33.966	24.536	216	32.053	216	37.377	211	241	37	3:14.937	48.824	78	1:03.098	79	1:23.015		79
19	2:22.152	24.396	216	33.684	108	1:24.072		241									

26 Schmidt, CHE / Mücke, DEU

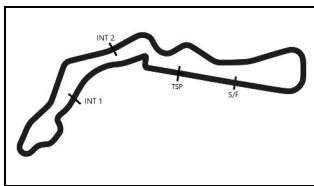
theoretical besttime: 1:32.857

1	2:44.504	1:23.549	167	39.081	168	41.874	207		16	1:33.675	24.405	216	31.882	217	37.388	210	240
2	1:36.606	25.290	215	33.368	211	37.948	210	232	17	1:34.099	24.338	215	31.849	218	37.912	211	240
3	1:33.625	24.509	216	32.095	216	37.021	211	238	18	1:45.968	24.360	216	31.959	218	49.649		237
4	1:32.857	24.192	216	31.644	218	37.021	210	238	19	9:13.293	7:58.123	147	35.415	171	39.755	210	
5	1:34.284	24.308	216	32.108	214	37.868	210	237	20	1:35.824	24.504	215	32.029	216	39.291	210	237
6	1:47.676	24.537	216	32.585	213	50.554		238	21	1:46.386	24.424	214	32.196	213	49.766		238
7	6:59.066	5:46.470	198	34.541	211	38.055	208		22	6:35.362	5:23.883	181	33.853	213	37.626	212	
8	1:34.498	24.529	214	32.403	213	37.566	211	236	23	1:34.308	24.497	216	32.211	215	37.600	209	239
9	1:33.758	24.390	215	31.961	217	37.407	210	238	24	1:33.944	24.627	216	31.860	216	37.457	210	237
10	1:36.931	24.390	216	32.281	216	40.260	210	238	25	1:46.015	24.700	216	32.135	215	49.180		238
11	1:33.494	24.329	216	31.866	216	37.299	210	240	26	3:00.489	1:35.927	214	32.627	214	51.935		
12	1:33.381	24.250	217	31.892	216	37.239	210	238	27	9:40.693	8:30.186	212	32.798	214	37.709	207	
13	1:45.476	24.465	216	32.015	216	48.996		240	28	1:34.617	24.627	214	32.366	216	37.624	208	236
14	8:45.488	7:35.624	213	32.393	215	37.471	212		29	1:34.071	24.545	214	32.097	216	37.429	209	237
15	1:33.539	24.423	216	31.925	216	37.191	212	240	30	2:21.029	24.501	215	34.178	97	1:22.350		238

28 van der Linde, ZAF / van der Linde, ZAF

theoretical besttime: 1:32.575

1	3:04.302	1:45.542	207	34.560	205	44.200	198		19	1:33.277	24.329	215	31.879	216	37.069	213	240
2	1:39.991	25.228	215	33.821	213	40.942	213	229	20	1:33.016	24.295	215	31.773	216	36.948	211	240
3	1:33.821	24.472	216	31.898	216	37.451	209	239	21	2:15.169	24.342	212	33.301	210	1:17.526		238
4	1:34.079	24.545	216	32.057	213	37.477	210	237	22	8:02.362	6:52.252	213	32.582	213	37.528	207	
5	1:34.020	24.511	216	32.185	215	37.324	213	237	23	1:34.326	24.520	214	31.991	216	37.815	210	234
6	1:45.242	24.640	216	32.138	214	48.464		240	24	1:33.721	24.446	213	31.841	216	37.434	209	237
7	6:01.318	4:46.256	214	34.436	211	40.626	211		25	1:46.326	24.434	215	31.846	217	50.046		235
8	1:33.867	24.525	215	32.121	214	37.221	212	238	26	8:35.302	7:24.431	102	33.421	212	37.450	207	
9	1:34.592	24.486	216	32.150	215	37.956	212	238	27	1:34.057	24.622	214	32.169	212	37.266	210	235
10	1:34.091	24.660	216	32.032	216	37.399	213	237	28	1:36.166	24.551	214	31.934	214	39.681	213	237
11	1:33.890	24.459	216	32.033	216	37.398	210	238	29	1:34.013	24.513	215	31.858	213	37.642	210	237
12	1:46.865	24.583	216	32.107	216	50.175		237	30	1:33.715	24.394	214	31.851	216	37.470	212	238
13	3:17.176	2:05.401	212	33.666	211	38.109	212		31	1:33.550	24.388	214	31.867	216	37.295	210	238
14	1:32.878	24.387	216	31.675	216	36.816	213	239	32	1:46.392	24.518	214	32.106	215	49.768		236
15	1:32.642	24.302	216	31.498	218	36.842	212	240	33	6:29.501	5:18.747	213	32.326	215	38.428	211	
16	1:34.650	24.423	217	32.117	192	38.110	212	240	34	1:35.299	24.679	214	32.751	204	37.869	210	237
17	1:47.380	24.261	216	31.693	212	51.426		240	35	3:01.169	36.991	78	1:03.057	79	1:21.121		237
18	3:45.272	2:35.553	213	32.343	213	37.376	212										



ADAC GT Masters Testday



Sector List Session 2

Provisional

Autodrom Most, Length: 4212m

Air temperature: 15.47°C

Track temperature: 16.71°C

Weather condition: Dry

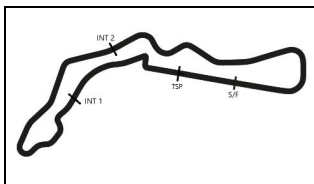
DMSB Reg. Nr.:

Thursday, April 26, 2018 13:35:00

Lap	Time	SE1	SP1	SE2	SP2	SE3	SP3	TSP	Lap	Time	SE1	SP1	SE2	SP2	SE3	SP3	TSP
29 Picariello, BEL / Mies, DEU									theoretical besttime: 1:32.513								
1	3:07.624	1:53.850	204	34.720	205	39.054	210		18	6:14.031	5:02.493	212	33.042	210	38.496	209	
2	1:34.829	24.639	215	32.957	214	37.233	212	237	19	1:35.574	24.429	216	33.087	217	38.058	210	237
3	1:33.588	24.309	216	32.033	215	37.246	213	238	20	1:34.466	24.384	216	32.322	214	37.760	209	238
4	1:34.747	24.457	216	32.283	208	38.007	211	239	21	1:34.459	24.599	216	32.522	216	37.338	209	237
5	1:33.441	24.285	216	32.110	213	37.046	213	237	22	1:33.293	24.359	215	31.938	216	36.996	212	236
6	1:44.330	24.371	216	31.920	214	48.039		241	23	1:34.821	24.313	214	31.851	217	38.657	209	236
7	5:44.369	4:28.717	215	32.132	214	43.520	210		24	1:45.080	24.285	214	31.649	217	49.146		236
8	1:33.545	24.373	216	32.115	213	37.057	212	237	25	4:31.286	3:21.414	213	32.367	213	37.505	208	
9	1:33.499	24.272	215	32.019	215	37.208	209	240	26	1:33.969	24.437	216	31.984	213	37.548	209	235
10	1:46.898	24.578	216	33.354	204	48.966		236	27	1:33.410	24.332	214	31.962	214	37.116	211	237
11	6:18.104	5:08.322	213	32.338	213	37.444	210		28	1:45.477	24.366	214	31.827	216	49.284		238
12	1:33.754	24.487	215	32.216	213	37.051	212	238	29	9:07.626	7:45.965	173	37.718	184	43.943	208	
13	1:45.141	24.395	215	32.039	215	48.707		240	30	1:41.125	27.570	164	34.319	168	39.236	210	234
14	7:16.677	6:03.352	181	35.167	207	38.158	212		31	1:34.855	24.617	214	32.630	203	37.608	210	237
15	1:36.624	24.790	215	32.155	214	39.679	212	239	32	1:32.725	24.294	215	31.492	217	36.939	213	238
16	1:32.909	24.289	215	31.805	215	36.815	213	238	33	3:01.287	32.342	75	1:04.771	82	1:24.174		240
17	2:10.849	24.206	216	31.602	216	1:15.041		238									

Lap	Time	SE1	SP1	SE2	SP2	SE3	SP3	TSP	Lap	Time	SE1	SP1	SE2	SP2	SE3	SP3	TSP
33 Salaquarda, CZE / Stippler, DEU									theoretical besttime: 1:32.771								
1	16:42.213	15:17.756	158	40.084	194	44.373	211		19	1:34.443	24.634	217	32.278	216	37.531	212	238
2	1:35.726	24.910	217	32.452	216	38.364	213	238	20	1:34.333	24.817	216	31.908	218	37.608	212	237
3	1:35.340	24.342	218	31.795	217	39.203	214	241	21	1:33.627	24.496	216	31.945	218	37.186	214	239
4	1:33.423	24.485	219	31.717	218	37.221	213	240	22	1:33.631	24.333	217	32.055	216	37.243	213	239
5	1:33.021	24.322	219	31.741	216	36.958	215	241	23	1:33.528	24.427	217	31.881	219	37.220	212	240
6	1:34.739	24.600	219	32.905	216	37.234	215	243	24	1:33.660	24.473	217	31.978	216	37.209	210	238
7	1:32.862	24.283	218	31.657	218	36.922	213	241	25	1:33.529	24.331	218	31.875	216	37.323	210	238
8	1:34.241	24.192	219	31.779	217	38.270	198	241	26	1:33.699	24.733	216	31.745	217	37.221	213	240
9	1:48.915	25.872	207	33.270	213	49.773		203	27	1:33.845	24.501	217	32.039	216	37.305	212	240
10	7:48.347	6:35.263	152	34.589	209	38.495	210		28	1:35.401	24.386	218	33.369	180	37.646	215	240
11	1:34.207	24.517	217	32.270	214	37.420	212	238	29	1:34.394	24.704	216	32.225	217	37.465	213	241
12	1:33.680	24.460	217	32.086	216	37.134	215	241	30	1:34.248	24.525	217	32.135	215	37.588	210	241
13	1:33.424	24.398	217	31.979	217	37.047	212	241	31	1:45.352	24.700	217	31.952	217	48.700		237
14	2:22.824	24.463	216	33.031	93	1:25.330		240	32	2:41.246	1:30.688	215	32.850	216	37.708	210	
15	6:24.444	5:11.108	213	32.909	213	40.427	211		33	1:34.631	24.658	216	32.520	216	37.453	211	238
16	1:33.747	24.451	217	31.873	214	37.423	210	238	34	1:34.031	24.598	217	32.092	216	37.341	213	238
17	1:37.269	24.551	218	31.897	216	40.821	212	237	35	1:34.197	24.581	217	31.998	217	37.618	212	240
18	1:34.045	24.496	217	32.003	215	37.546	209	238	36	2:56.614	45.294	80	54.260	107	1:17.060		90

Lap	Time	SE1	SP1	SE2	SP2	SE3	SP3	TSP	Lap	Time	SE1	SP1	SE2	SP2	SE3	SP3	TSP
35 Judek, DEU / Eriksson, SWE									theoretical besttime: 1:32.939								
1	2:56.862	1:24.465	94	45.675	132	46.722	200		19	1:46.007	24.566	214	31.926	208	49.515		237
2	1:40.438	26.540	192	35.723	206	38.175	208	229	20	15:06.523	13:42.020	89	41.153	196	43.350	191	
3	1:34.668	24.728	213	32.556	213	37.384	211	234	21	1:39.676	26.846	210	32.981	213	39.849	207	161
4	1:34.495	24.522	213	32.447	211	37.526	209	235	22	1:35.886	25.086	212	32.729	210	38.071	206	232
5	1:34.139	24.555	214	32.207	212	37.377	210	233	23	1:35.069	24.926	211	32.263	213	37.880	205	231
6	1:34.639	24.734	213	32.304	211	37.601	209	235	24	1:35.176	24.798	211	32.550	214	37.828	209	231
7	1:35.925	24.583	214	32.244	213	39.098	204	235	25	1:34.260	24.802	211	32.028	214	37.430	208	233
8	1:35.467	25.128	213	32.465	213	37.874	206	234	26	1:34.673	24.773	213	32.378	211	37.522	208	233
9	1:34.908	24.773	214	32.382	211	37.753	208	234	27	1:34.760	24.762	213	32.173	213	37.825	207	234
10	1:55.520	26.088	201	34.882	205	54.550		236	28	1:47.055	24.743	213	32.386	211	49.926		233
11	7:04.372	5:37.188	158	43.686	152	43.498	205		29	9:02.043	7:44.823	186	37.046	189	40.174	205	
12	1:37.527	25.417	210	33.075	210	39.035	211	230	30	1:37.732	26.333	191	33.228	210	38.171	208	229
13	1:33.935	24.622	213	32.088	211	37.225	208	236	31	1:33.560	24.659	211	31.903	211	36.998	209	234
14	1:36.901	25.513	204	33.521	208	37.867	210	234	32	1:36.012	24.563	212	32.025	212	39.424	209	233
15	1:33.531	24.576	213	31.878	213	37.077	210	235	33	1:40.256	24.603	212	31.585	215	44.068	209	234
16	1:33.438	24.532	213	31.855	212	37.051	210	237	34	1:33.256	24.555	212	31.750	213	36.951	210	235
17	1:33.180	24.403	214	31.730	213	37.047	209	237	35	2:26.553	24.713	200	35.984	125	1:25.856		235
18	1:39.102	27.888	159	33.203	199	38.011	211	236									



ADAC GT Masters Testday



Sector List Session 2

Provisional

Autodrom Most, Length: 4212m

Air temperature: 15.47°C

Track temperature: 16.71°C

Weather condition: Dry

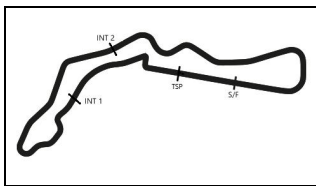
DMSB Reg. Nr.:

Thursday, April 26, 2018 13:35:00

Lap	Time	SE1	SP1	SE2	SP2	SE3	SP3	TSP	Lap	Time	SE1	SP1	SE2	SP2	SE3	SP3	TSP
42 Jensen, DEN / Scheider, DEU									theoretical besttime: 1:32.829								
1	2:22.467	54.469	173	36.034	180	51.964			16	9:43.876	7:52.928	216	33.115	215	1:17.833		
2	2:43.020	1:31.397	208	33.631	214	37.992	213		17	5:59.606	4:49.424	215	32.599	217	37.583	213	
3	1:35.361	25.125	220	32.769	216	37.467	213	240	18	1:33.472	24.383	219	31.860	217	37.229	212	238
4	1:34.615	24.504	220	32.471	216	37.640	212	240	19	1:33.214	24.317	220	31.720	220	37.177	213	238
5	1:34.521	24.504	221	32.570	217	37.447	213	239	20	1:33.283	24.283	219	31.854	219	37.146	211	238
6	1:34.387	24.359	220	32.521	214	37.507	213	240	21	1:33.346	24.441	219	31.778	220	37.127	213	238
7	1:33.485	24.295	221	31.950	218	37.240	214	239	22	1:33.117	24.273	219	31.669	220	37.175	214	240
8	1:33.843	24.438	220	32.083	220	37.322	212	240	23	1:45.461	24.502	219	32.376	218	48.583		239
9	1:45.967	24.430	220	32.358	218	49.179		239	24	9:22.485	8:08.207	214	32.489	214	41.789	214	
10	9:59.206	8:47.569	213	33.594	211	38.043	213		25	1:36.002	24.263	220	33.993	213	37.746	213	241
11	1:33.643	24.416	220	32.193	219	37.034	214	240	26	1:34.113	24.456	219	32.089	217	37.568	213	240
12	1:33.056	24.209	221	31.830	218	37.017	214	241	27	1:33.827	24.449	220	32.144	219	37.234	215	240
13	1:33.200	24.202	221	31.825	219	37.173	215	241	28	1:47.313	24.410	219	32.136	220	50.767		242
14	1:33.380	24.143	221	32.005	216	37.232	215	243	29	9:20.630	7:28.105	215	33.212	213	1:19.313		
15	1:45.974	24.329	221	32.445	217	49.200		243									

Lap	Time	SE1	SP1	SE2	SP2	SE3	SP3	TSP	Lap	Time	SE1	SP1	SE2	SP2	SE3	SP3	TSP
43 Marschall, DEU / Bouveng, SWE									theoretical besttime: 1:33.200								
1	2:12.441	53.020	168	37.327	186	42.094	211		22	1:35.036	24.696	219	32.691	218	37.649	212	239
2	1:35.885	25.109	221	33.057	216	37.719	214	238	23	1:35.975	24.767	219	33.547	216	37.661	212	240
3	1:35.181	24.383	219	32.946	218	37.852	214	243	24	1:34.610	24.643	219	32.471	220	37.496	212	240
4	1:34.245	24.509	222	32.456	217	37.280	214	241	25	1:34.823	24.715	219	32.486	219	37.622	213	238
5	1:33.982	24.205	222	32.451	218	37.326	214	242	26	1:35.029	24.760	218	32.496	219	37.773	213	240
6	1:34.502	24.515	221	32.587	217	37.400	214	242	27	1:34.897	24.795	218	32.500	218	37.602	214	240
7	1:47.451	24.531	222	32.954	208	49.966		242	28	1:34.908	24.843	218	32.411	216	37.654	213	241
8	6:01.814	4:41.146	156	38.946	183	41.722	209		29	1:47.058	24.828	220	32.869	216	49.361		240
9	1:39.627	26.674	196	34.240	213	38.713	213	229	30	2:34.073	1:23.710	218	32.730	216	37.633	214	
10	1:37.028	24.876	221	32.983	218	39.169	214	239	31	1:35.644	25.079	218	32.704	217	37.861	214	241
11	1:33.476	24.369	222	32.051	219	37.056	214	242	32	1:35.806	24.863	195	33.233	217	37.710	215	241
12	1:35.199	24.219	222	33.344	218	37.636	213	242	33	1:35.088	24.637	220	32.633	219	37.818	215	243
13	1:33.512	24.458	222	31.939	219	37.115	214	241	34	1:37.686	25.090	219	34.232	219	38.364	213	242
14	1:45.830	24.311	223	32.345	218	49.174		242	35	1:35.012	24.699	219	32.664	219	37.649	213	241
15	9:08.240	7:57.369	213	33.183	213	37.688	213		36	1:35.779	24.833	219	33.108	213	37.838	213	240
16	1:35.144	24.676	218	32.741	214	37.727	215	240	37	1:35.150	24.749	220	32.740	218	37.661	213	240
17	1:34.858	24.639	219	32.552	217	37.667	212	243	38	1:35.400	24.892	219	32.699	218	37.809	213	241
18	1:34.918	24.779	218	32.708	215	37.431	213	240	39	1:35.113	24.771	220	32.605	217	37.737	214	241
19	1:48.061	24.680	219	32.425	218	50.956		240	40	1:34.849	24.724	220	32.398	219	37.727	215	242
20	6:51.650	5:40.817	213	33.220	215	37.613	213		41	3:01.632	32.861	83	1:04.973	82	1:23.798		242
21	1:36.415	24.955	188	33.894	217	37.566	213	239									

Lap	Time	SE1	SP1	SE2	SP2	SE3	SP3	TSP	Lap	Time	SE1	SP1	SE2	SP2	SE3	SP3	TSP
47 Pommer, DEU / Götz, DEU									theoretical besttime: 1:32.449								
1	2:50.662	1:32.362	179	37.023	143	41.277	207		18	10:20.282	8:30.654	168	35.953	191	1:13.675		
2	1:36.580	25.112	214	33.316	208	38.152	213	234	19	6:51.581	5:36.535	183	34.459	195	40.587	211	
3	1:36.946	24.566	216	34.448	211	37.932	212	236	20	1:36.348	24.652	216	32.023	216	39.673	210	235
4	1:34.727	24.561	216	32.644	213	37.522	212	236	21	1:36.958	24.539	218	32.328	209	40.091	213	236
5	1:34.354	24.687	216	32.481	214	37.186	212	235	22	1:33.075	24.561	217	31.769	218	36.745	211	236
6	1:40.105	24.784	216	32.727	188	42.594	213	237	23	1:33.370	24.415	216	31.789	219	37.166	213	235
7	1:34.150	24.491	217	32.313	216	37.346	208	238	24	1:37.459	24.560	216	31.480	220	41.419	213	235
8	1:47.964	24.719	216	32.514	215	50.731		236	25	1:33.501	24.630	216	31.796	219	37.075	211	237
9	6:33.582	4:59.370	176	43.167	104	51.045	202		26	1:47.165	24.446	217	31.685	219	51.034		236
10	1:36.176	24.981	216	32.517	216	38.678	212	230	27	7:40.415	6:30.227	212	32.876	210	37.312	213	
11	1:33.310	24.507	216	31.873	218	36.930	213	237	28	1:33.347	24.313	217	31.953	215	37.081	214	237
12	1:33.490	24.452	218	31.888	216	37.150	213	237	29	1:33.203	24.298	217	31.817	216	37.088	213	239
13	1:33.642	24.508	217	32.099	216	37.035	211	238	30	1:36.030	24.345	218	32.625	212	39.060	211	238
14	1:33.429	24.535	218	31.858	219	37.036	213	237	31	1:33.615	24.449	217	31.736	219	37.430	211	236
15	1:33.262	24.525	217	31.874	218	36.863	213	238	32	1:45.811	24.375	217	31.604	218	49.832		236
16	1:32.936	24.304	217	31.663	219	36.969	213	240	33	4:42.018	3:32.396	213	32.424	215	37.198	215	
17	1:45.264	24.516	217	31.916	217	48.832		239	34	2:07.192	24.224	218	31.677	218	1:11.291		239



ADAC GT Masters Testday

Sector List Session 2



Provisional

Autodrom Most, Length: 4212m

Air temperature: 15.47°C

Track temperature: 16.71°C

Weather condition: Dry

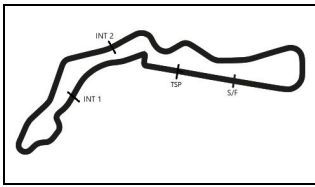
DMSB Reg. Nr.:

Thursday, April 26, 2018 13:35:00

Lap	Time	SE1	SP1	SE2	SP2	SE3	SP3	TSP	Lap	Time	SE1	SP1	SE2	SP2	SE3	SP3	TSP
48 Dontje, NLD / Buhk, DEU									theoretical besttime: 1:32.474								
1	2:21.166	1:02.636	168	38.287	187	40.243	209		21	1:45.310	24.491	219	32.179	213	48.640		240
2	1:35.618	25.222	215	32.577	212	37.819	210	233	22	12:36.082	11:19.475	177	37.103	205	39.504	207	
3	1:36.657	24.710	217	32.453	212	39.494	213	236	23	1:36.105	25.295	213	33.204	213	37.606	213	232
4	1:34.429	24.635	216	32.089	214	37.705	212	238	24	1:32.835	24.285	217	31.858	217	36.692	212	236
5	1:34.025	24.586	216	32.133	215	37.306	211	237	25	1:35.056	24.325	216	33.103	184	37.628	211	236
6	1:33.742	24.636	216	31.918	216	37.188	213	237	26	1:33.146	24.333	216	31.724	214	37.089	212	235
7	1:33.937	24.489	217	32.228	214	37.220	212	239	27	1:32.778	24.352	216	31.497	219	36.929	212	236
8	1:34.420	24.564	217	32.518	210	37.338	210	237	28	1:32.937	24.387	216	31.687	218	36.863	213	236
9	1:33.528	24.522	217	32.033	214	36.973	212	234	29	1:45.829	24.640	216	32.194	216	48.995		237
10	1:33.542	24.507	217	32.021	216	37.014	212	236	30	5:21.323	4:10.868	204	32.922	213	37.533	212	
11	1:33.597	24.485	216	32.009	216	37.103	212	237	31	1:33.886	24.513	216	32.143	214	37.230	212	238
12	1:33.612	24.475	218	32.065	216	37.072	213	237	32	1:33.105	24.450	216	31.725	217	36.930	213	237
13	1:47.649	24.660	217	32.349	215	50.640		237	33	1:33.213	24.313	217	31.844	216	37.056	214	238
14	4:56.648	3:45.838	213	33.188	212	37.622	213		34	1:33.111	24.340	216	31.799	218	36.972	212	240
15	1:34.445	24.591	218	32.210	215	37.644	212	239	35	1:33.351	24.526	216	31.681	219	37.144	212	237
16	1:34.072	24.472	217	32.295	216	37.305	214	237	36	1:33.412	24.477	216	31.862	219	37.073	212	237
17	1:34.041	24.572	218	32.220	212	37.249	215	240	37	1:33.403	24.512	217	31.866	218	37.025	213	237
18	1:33.759	24.528	218	32.067	216	37.164	213	241	38	1:44.466	24.468	217	31.871	219	48.127		237
19	1:33.747	24.418	219	32.090	216	37.239	213	241	39	3:27.161	2:17.768	216	32.200	216	37.193	213	
20	1:33.681	24.373	219	31.941	216	37.367	214	239	40	2:31.234	24.390	217	47.445	80	1:19.399		238

Lap	Time	SE1	SP1	SE2	SP2	SE3	SP3	TSP	Lap	Time	SE1	SP1	SE2	SP2	SE3	SP3	TSP
50 Geipel, DEU / Frey, CHE									theoretical besttime: 1:33.968								
1	2:46.089	1:22.407	152	41.436	173	42.246	209		19	1:34.078	24.556	216	32.221	216	37.301	211	240
2	1:36.684	25.222	216	33.392	210	38.070	211	237	20	1:34.500	24.647	216	32.342	215	37.511	210	237
3	1:35.479	25.076	217	32.731	213	37.672	213	239	21	2:51.528	27.185	155	55.701	75	1:28.642		203
4	1:47.712	24.666	217	32.695	214	50.351		238	22	6:17.152	4:56.901	148	39.942	187	40.309	210	
5	4:01.766	2:25.002	121	48.796	119	47.968	151		23	1:37.073	24.734	216	32.525	213	39.814	210	236
6	1:48.473	34.460	149	36.001	208	38.012	210	122	24	1:34.822	24.667	216	32.471	213	37.684	209	236
7	1:34.909	24.667	216	32.401	212	37.841	207	236	25	1:34.578	24.586	216	32.247	216	37.745	206	236
8	1:34.997	24.520	216	32.690	209	37.787	211	236	26	1:57.929	25.668	186	35.673	206	56.588		233
9	1:34.675	24.502	216	32.518	212	37.655	209	238	27	6:28.888	5:17.537	211	33.117	207	38.234	209	
10	1:35.042	24.562	216	32.508	213	37.972	209	238	28	1:35.232	24.823	215	32.564	211	37.845	211	236
11	1:35.193	24.539	216	33.068	211	37.586	210	236	29	1:34.686	24.696	215	32.482	212	37.508	210	238
12	1:34.315	24.473	216	32.282	213	37.560	211	237	30	1:34.503	24.499	216	32.434	212	37.570	210	236
13	1:34.602	24.446	216	32.540	212	37.616	211	239	31	1:35.150	25.013	215	32.434	213	37.703	210	238
14	1:47.024	24.733	216	32.507	212	49.784		237	32	1:46.239	24.543	216	32.292	213	49.404		238
15	8:29.011	7:13.789	143	35.651	200	39.571	212		33	7:02.713	5:45.726	164	37.671	200	39.316	210	
16	1:34.879	24.743	215	32.334	212	37.802	210	238	34	1:34.922	24.679	216	32.484	213	37.759	212	237
17	1:41.667	24.623	217	33.282	150	43.762	212	237	35	1:34.531	24.768	216	32.277	215	37.486	206	238
18	1:34.715	24.588	216	32.486	213	37.641	211	240	36	3:12.682	46.392	75	1:02.289	82	1:24.001		89

Lap	Time	SE1	SP1	SE2	SP2	SE3	SP3	TSP	Lap	Time	SE1	SP1	SE2	SP2	SE3	SP3	TSP
53 Vainio, FIN / Beretta, ITA									theoretical besttime: 1:33.172								
1	2:30.000	1:09.893	171	38.296	185	41.811	207		16	1:38.830	25.293	210	35.021	206	38.516	208	230
2	1:37.108	25.309	213	33.601	206	38.198	210	233	17	1:33.618	24.572	213	31.840	213	37.206	206	232
3	1:33.472	24.572	214	31.962	213	36.938	210	235	18	1:33.769	24.659	211	31.830	213	37.280	209	232
4	1:52.362	24.494	213	33.706	183	54.162		236	19	1:37.594	24.645	211	31.911	214	41.038	208	232
5	12:11.612	10:58.411	210	35.101	207	38.100	208		20	1:50.646	24.820	212	31.740	214	54.086		231
6	1:34.477	24.851	211	32.193	212	37.433	207	232	21	11:38.080	10:19.141	204	36.728	192	42.211	207	
7	1:34.157	24.652	213	32.158	209	37.347	207	232	22	1:35.828	24.896	210	32.591	208	38.341	205	233
8	1:47.559	24.601	213	33.699	208	49.259		233	23	1:35.238	25.043	210	32.511	210	37.684	205	230
9	7:13.045	5:45.629	126	42.639	154	44.777	202		24	1:35.058	24.859	209	32.338	213	37.861	207	230
10	1:38.357	26.478	211	33.863	206	38.016	209	195	25	1:35.231	24.875	210	32.697	211	37.659	204	230
11	1:35.889	24.719	212	32.300	211	38.870	212	234	26	1:34.527	24.829	211	32.298	210	37.400	207	230
12	1:33.431	24.602	212	31.827	212	37.002	211	236	27	1:34.660	24.858	209	32.286	212	37.516	204	231
13	1:45.842	25.236	205	36.242	202	44.364	211	236	28	1:34.599	24.888	211	32.211	213	37.500	208	231
14	1:47.672	24.623	213	32.223	211	50.826		237	29	1:34.739	24.760	211	32.009	213	37.970	206	233
15	10:18.534	9:00.635	176	38.234	201	39.665	205		30	2:41.586	24.888	211	52.345	79	1:24.353		232



ADAC GT Masters Testday



Sector List Session 2

Provisional

Autodrom Most, Length: 4212m

Air temperature: 15.47°C

Track temperature: 16.71°C

Weather condition: Dry

DMSB Reg. Nr.:

Thursday, April 26, 2018 13:35:00

Lap	Time	SE1	SP1	SE2	SP2	SE3	SP3	TSP	Lap	Time	SE1	SP1	SE2	SP2	SE3	SP3	TSP
69 Slooten, DEU / Luhr, DEU									theoretical besttime: 1:33.088								
1	2:03.776	47.275	192	36.520	197	39.981	209		23	1:35.928	24.821	216	32.927	210	38.180	208	231
2	1:36.225	25.584	216	32.846	209	37.795	209	233	24	1:36.593	25.230	216	32.894	211	38.469	206	235
3	1:34.634	24.690	216	32.442	210	37.502	210	233	25	1:36.135	25.002	214	33.088	210	38.045	207	232
4	1:34.471	24.599	216	32.289	213	37.583	210	235	26	1:35.941	24.819	216	32.807	211	38.315	207	232
5	1:33.915	24.597	217	32.030	213	37.288	210	236	27	1:35.585	24.893	214	32.668	213	38.024	207	232
6	1:33.620	24.593	216	31.923	213	37.104	212	235	28	1:35.803	25.041	214	32.648	213	38.114	209	232
7	1:33.777	24.301	217	31.954	212	37.522	205	237	29	1:35.212	24.758	214	32.384	214	38.070	209	234
8	1:45.873	24.430	217	32.040	214	49.403		232	30	1:36.492	24.751	215	32.665	212	39.076	208	234
9	7:39.672	6:27.865	215	32.476	212	39.331	209		31	1:35.697	24.868	216	32.696	213	38.133	208	233
10	1:33.980	24.447	216	32.002	214	37.531	208	233	32	1:35.274	24.670	216	32.655	213	37.949	209	234
11	1:33.534	24.409	216	32.038	211	37.087	211	235	33	1:45.497	29.364	209	37.012	208	39.121	209	235
12	1:45.789	24.192	219	32.260	212	49.337		236	34	1:35.385	24.766	216	32.673	213	37.946	210	235
13	3:37.472	2:26.497	216	32.439	212	38.536	210		35	1:36.213	24.578	217	33.538	212	38.097	210	236
14	1:34.556	24.435	217	32.597	207	37.524	210	235	36	1:36.474	24.860	215	33.366	212	38.248	209	236
15	1:33.846	24.543	216	32.137	210	37.166	211	236	37	1:50.324	24.815	216	34.482	211	51.027		233
16	1:33.966	24.408	218	32.113	210	37.445	209	237	38	3:24.226	2:05.638	200	35.531	206	43.057	207	
17	1:47.680	25.192	217	32.369	212	50.119		235	39	1:34.188	24.860	215	32.191	214	37.137	210	233
18	2:59.713	1:48.035	214	33.254	210	38.424	211		40	1:33.490	24.458	216	31.809	213	37.223	209	234
19	1:36.462	24.591	216	33.606	208	38.265	209	237	41	1:33.447	24.339	217	31.900	215	37.208	211	235
20	1:36.237	24.937	216	33.018	209	38.282	209	233	42	1:38.868	24.295	217	31.819	213	42.754	75	235
21	2:31.709	24.588	216	40.755	76	1:26.366		234	43		52.654	60	1:10.657	76			80
22	4:54.573	3:42.600	209	33.491	209	38.482	207										

Lap	Time	SE1	SP1	SE2	SP2	SE3	SP3	TSP	Lap	Time	SE1	SP1	SE2	SP2	SE3	SP3	TSP
82 Ineichen, CHE / Engelhart, DEU									theoretical besttime: 1:32.854								
1	3:22.914	2:05.952	183	36.098	206	40.864	207		19	1:34.317	24.693	216	32.159	216	37.465	210	235
2	1:35.459	24.914	216	32.845	213	37.700	211	234	20	2:33.334	24.451	216	39.059	87	1:29.824		236
3	1:34.319	24.565	218	32.497	213	37.257	211	237	21	6:22.904	5:01.761	212	33.247	210	47.896	208	
4	1:33.992	24.590	216	32.090	216	37.312	210	235	22	1:33.910	24.455	215	31.857	217	37.598	209	234
5	1:34.019	24.476	216	32.139	215	37.404	210	234	23	1:33.864	24.422	215	32.042	217	37.400	210	234
6	1:35.377	24.810	216	32.571	212	37.996	210	237	24	1:45.941	24.315	216	32.088	216	49.538		235
7	1:34.107	24.547	216	32.151	214	37.409	211	234	25	4:57.196	3:35.206	187	37.132	207	44.858	207	
8	1:46.623	24.584	216	32.400	210	49.639		237	26	1:37.350	24.731	213	32.986	128	39.633	210	231
9	3:17.524	2:06.295	213	33.118	213	38.111	210		27	1:33.318	24.416	214	31.746	216	37.156	208	234
10	1:34.845	24.621	215	32.302	215	37.922	210	235	28	1:33.051	24.356	215	31.713	218	36.982	211	234
11	1:34.629	24.647	215	32.258	216	37.724	209	236	29	1:35.223	24.229	215	31.643	217	39.351	212	238
12	1:34.455	24.547	216	32.240	217	37.668	209	235	30	1:54.422	24.380	214	36.909	201	53.133	210	238
13	1:35.517	25.353	215	32.512	215	37.652	213	236	31	1:33.793	24.433	215	32.060	215	37.300	211	235
14	1:33.734	24.511	217	31.894	217	37.329	210	234	32	1:34.739	24.415	213	31.663	216	38.661	175	235
15	1:35.197	24.342	216	32.614	213	38.241	212	237	33	1:47.990	25.497	214	32.693	213	49.800		217
16	1:47.489	24.532	216	32.020	217	50.937		239	34	6:27.065	4:58.719	211	36.285	175	52.061	206	
17	9:54.136	8:36.737	202	35.035	210	42.364	213		35	1:37.000	24.709	214	33.602	183	38.689	210	233
18	1:33.731	24.371	216	31.965	217	37.395	210	236	36	1:49.630	24.678	215	32.267	210	52.685		236

Lap	Time	SE1	SP1	SE2	SP2	SE3	SP3	TSP	Lap	Time	SE1	SP1	SE2	SP2	SE3	SP3	TSP
84 Assenheimer, DEU / Schmid, DEU									theoretical besttime: 1:32.138								
1	4:47.948	3:31.223	173	36.993	203	39.732	210		18	1:34.247	24.502	219	32.463	213	37.282	214	238
2	1:35.929	25.190	216	33.079	212	37.660	212	233	19	1:34.511	24.738	218	32.477	214	37.296	215	240
3	1:34.127	24.609	216	32.149	214	37.369	212	234	20	1:46.913	24.464	219	32.428	215	50.021		239
4	1:33.620	24.439	217	32.072	215	37.109	215	235	21	4:17.269	2:47.264	151	44.463	170	45.542	183	
5	1:36.962	24.509	218	32.152	213	40.301	213	240	22	3:06.666	35.441	70	1:04.059	77	1:27.166		168
6	1:33.376	24.449	217	31.924	216	37.003	213	236	23	6:16.108	4:51.463	136	42.465	161	42.180	212	
7	1:34.163	24.439	217	32.210	215	37.514	213	238	24	1:36.692	24.542	217	34.240	147	37.910	213	234
8	1:33.499	24.381	217	32.100	215	37.018	212	237	25	1:32.677	24.332	217	31.544	218	36.801	213	236
9	1:33.501	24.491	218	31.989	217	37.021	214	237	26	1:32.735	24.308	217	31.771	217	36.656	212	236
10	1:46.099	24.611	216	32.247	216	49.241		240	27	1:32.521	24.307	217	31.494	221	36.720	215	235
11	4:47.367	3:36.105	214	33.303	209	37.959	212		28	1:32.138	24.276	216	31.263	220	36.599	214	238
12	1:36.185	24.678	218	32.815	211	38.692	212	237	29	1:44.322	24.443	216	31.795	218	48.084		238
13	1:35.483	24.772	218	33.055	209	37.656	214	238	30	7:56.308	6:44.936	122	34.031	211	37.341	212	
14	1:34.449	24.624	217	32.499	214	37.326	213	238	31	1:34.043	24.662	216	32.045	213	37.336	213	236
15	1:34.215	24.466	218	32.525	213	37.224	215	239	32	1:34.550	24.531	215	32.497	215	37.522	212	237
16	1:34.388	24.466	218	32.427	216	37.495	213	240	33	1:34.547	24.334	217	32.019	216	38.194	203	237
17	1:34.314	24.484	217	32.420	215	37.410	213	240	34	2:06.409	43.017	188	32.437	215	50.955		208