

ADAC GT Masters Testday



Sector List Session 1

Provisional

Autodrom Most, Length: 4212m

Air temperature: 15.22°C

Track temperature: 15.88°C

Weather condition: Dry

DMSB Reg. Nr.:

Thursday, April 26, 2018 10:32:00

Lap	Time	SE1	SP1	SE2	SP2	SE3	SP3	TSP	Lap	Time	SE1	SP1	SE2	SP2	SE3	SP3	TSP
8	11:26.700	10:16.161	213	32.845	211	37.694	210		27	1:33.835	24.375	217	31.614	216	37.846	214	238
9	1:34.368	24.512	216	32.305	213	37.551	213	237	28	1:45.446	24.325	216	32.221	215	48.900		242
10	1:33.850	24.350	217	32.142	213	37.358	213	240	29	5:30.237	4:18.828	207	33.497	212	37.912	211	
11	1:33.644	24.357	217	32.126	214	37.161	212	241	30	1:40.305	24.390	216	35.006	206	40.909	212	238
12	1:34.330	24.665	218	32.266	213	37.399	213	240	31	1:34.131	24.463	216	32.120	215	37.548	210	237
13	1:46.384	24.503	217	32.714	210	49.167		240	32	1:33.746	24.374	217	32.220	211	37.152	214	236
14	2:40.961	1:28.213	185	33.992	208	38.756	210		33	1:33.628	24.447	216	32.003	215	37.178	212	240
15	1:35.568	25.117	215	32.622	214	37.829	210	236	34	1:33.419	24.282	216	31.932	215	37.205	214	238
16	1:34.672	24.583	216	32.474	215	37.615	213	237	35	1:33.991	24.304	218	32.194	215	37.493	213	239
17	1:34.460	24.539	217	32.368	215	37.553	211	238	36	1:33.811	24.448	216	31.957	214	37.406	213	240
18	1:34.326	24.585	217	32.265	216	37.476	212	238	37	2:42.878	24.520	218	36.253	76	1:42.105		239
19	1:34.446	24.465	216	32.058	217	37.923	212	237									

6 Tunjo, COL / Lukashovich, RUS

theoretical besttime: 1:33.505

1	2:04.165	39.562	139	39.933	149	44.670	188		19	1:34.227	24.516	215	32.205	215	37.506	212	238
2	1:39.905	27.820	188	33.794	207	38.291	209	197	20	1:33.935	24.605	216	31.849	216	37.481	212	238
3	1:36.223	24.965	214	33.595	212	37.663	210	237	21	1:49.350	24.557	215	32.220	216	52.573		240
4	1:35.567	24.871	215	32.598	208	38.098	212	239	22	10:36.438	9:13.374	105	40.634	199	42.430	207	
5	1:34.929	24.691	215	32.471	213	37.767	210	240	23	1:37.768	25.521	201	33.838	210	38.409	210	234
6	1:39.865	24.910	178	37.337	203	37.618	210	237	24	1:36.756	25.396	206	33.264	210	38.096	208	236
7	1:34.623	24.606	214	32.250	213	37.767	210	237	25	1:35.595	24.889	214	32.713	210	37.993	208	234
8	1:49.352	24.657	215	32.598	211	52.097		237	26	1:35.310	24.759	213	32.674	212	37.877	209	235
9	5:14.995	4:03.664	213	33.012	212	38.319	210		27	1:35.074	24.856	214	32.455	212	37.763	208	236
10	1:41.680	30.310	136	33.273	212	38.097	208	236	28	1:33.833	24.552	216	32.054	215	37.227	211	236
11	1:34.872	24.713	215	32.398	214	37.761	211	236	29	1:34.000	24.429	216	32.051	215	37.520	210	239
12	1:34.802	24.663	216	32.207	214	37.932	209	240	30	1:55.115	24.547	216	32.716	209	57.852		238
13	1:34.630	24.737	215	32.226	213	37.667	210	238	31	8:23.831	7:12.380	213	33.068	210	38.383	210	
14	1:34.152	24.566	216	32.060	215	37.526	211	238	32	1:34.251	24.514	216	32.309	213	37.428	210	237
15	1:48.553	24.580	216	32.035	215	51.938		239	33	1:34.294	24.672	215	32.222	214	37.400	209	236
16	8:28.296	7:17.746	206	32.941	213	37.609	212		34	1:37.982	24.472	216	32.069	215	41.441	211	235
17	1:34.292	24.673	215	32.230	214	37.389	210	237	35	1:39.082	24.722	203	35.068	202	39.292	210	238
18	1:34.090	24.600	216	32.082	215	37.408	212	237	36	2:48.649	29.534	128	45.061	89	1:34.054		216

7 Schwager, DEU / Ludwig, DEU

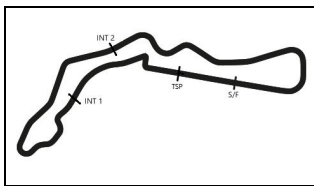
theoretical besttime: 1:33.531

1	24:20.204	22:58.334	157	41.170	201	40.700	209		14	1:45.568	24.485	219	32.538	216	48.545		237
2	1:35.795	24.971	216	32.977	211	37.847	213	235	15	7:18.771	6:01.427	169	37.336	207	40.008	210	
3	1:34.403	24.421	218	32.341	214	37.641	212	238	16	1:34.153	24.577	216	32.225	214	37.351	211	235
4	1:34.309	24.339	218	32.265	214	37.705	211	237	17	1:35.173	24.429	216	32.108	216	38.636	211	235
5	1:34.652	24.373	218	32.404	214	37.875	211	236	18	1:53.281	24.397	216	32.271	216	56.613		236
6	1:36.159	24.587	218	32.784	213	38.788	212	238	19	9:26.903	8:16.447	213	32.702	211	37.754	210	
7	1:47.461	24.520	218	32.610	212	50.331		238	20	1:34.933	25.083	215	32.187	214	37.663	208	231
8	3:36.042	2:25.538	216	32.967	214	37.537	211		21	1:34.385	24.492	217	32.112	216	37.781	211	236
9	1:34.096	24.420	218	32.355	214	37.321	212	234	22	1:34.005	24.543	216	32.187	213	37.275	211	236
10	1:33.845	24.294	219	32.122	217	37.429	213	236	23	1:37.311	24.802	217	32.567	213	39.942	211	237
11	1:45.571	24.524	218	32.403	215	48.644		238	24	1:36.798	24.414	217	32.058	217	40.326	211	235
12	4:12.320	3:01.953	216	32.646	216	37.721	212		25	1:34.596	24.434	219	32.347	214	37.815	210	236
13	1:33.803	24.304	218	32.088	219	37.411	212	239	26	1:45.287	24.448	216	31.962	217	48.877		235

8 Friedrich, DEU / Arnold, DEU

theoretical besttime: 1:34.837

1	51:37.466	49:58.908	103	41.406	178	57.152			9	1:35.278	24.885	216	32.361	214	38.032	213	237
2	4:07.821	2:48.821	148	37.641	177	41.359	206		10	1:35.408	24.885	217	32.859	213	37.664	211	237
3	1:41.076	27.576	200	33.739	210	39.761	205	219	11	1:48.869	24.891	216	32.674	211	51.304		236
4	1:40.307	26.656	213	33.576	208	40.075	206	222	12	3:28.826	2:13.437	208	34.033	211	41.356	210	
5	1:37.453	25.432	215	33.061	210	38.960	204	231	13	1:36.922	24.913	216	33.244	213	38.765	209	234
6	1:37.410	26.000	215	32.943	213	38.467	209	230	14	1:36.367	24.925	216	33.039	213	38.403	208	234
7	1:36.055	25.174	217	32.756	213	38.125	212	235	15	1:37.431	24.844	216	32.858	213	39.729	210	235
8	1:35.179	25.126	216	32.421	213	37.632	213	238	16	1:56.503	28.088	212	33.424	213	54.991		235



ADAC GT Masters Testday



Sector List Session 1

Provisional

Autodrom Most, Length: 4212m

Air temperature: 15.22°C

Track temperature: 15.88°C

Weather condition: Dry

DMSB Reg. Nr.:

Thursday, April 26, 2018 10:32:00

Lap	Time	SE1	SP1	SE2	SP2	SE3	SP3	TSP	Lap	Time	SE1	SP1	SE2	SP2	SE3	SP3	TSP
12	1:34.931	24.594	218	32.585	211	37.752	212	238	32	1:49.129	25.025	217	32.743	214	51.361		238
13	1:34.350	24.510	218	32.338	213	37.502	212	239	33	4:50.755	3:39.135	216	32.989	212	38.631	212	
14	1:46.111	24.538	219	32.320	214	49.253		238	34	1:36.305	25.280	218	32.552	212	38.473	211	238
15	5:38.689	4:20.654	185	38.350	198	39.685	210		35	1:35.043	24.724	218	32.572	213	37.747	213	237
16	1:36.097	24.930	218	33.242	210	37.925	211	237	36	1:35.560	24.727	219	32.552	214	38.281	213	240
17	1:34.398	24.509	218	32.228	215	37.661	210	236	37	1:35.084	24.599	219	32.533	214	37.952	211	238
18	1:33.969	24.462	217	32.084	214	37.423	209	235	38	1:35.348	24.761	217	32.555	214	38.032	210	238
19	1:34.735	24.712	217	32.083	216	37.940	212	235	39	1:35.449	24.616	218	32.835	214	37.998	213	236
20	1:33.599	24.307	218	31.982	214	37.310	212	238	40	2:16.527	24.697	219	32.594	191	1:19.236		239

19 Perez Companc, ARG / Perera, FRA

theoretical besttime: 1:33.757

1	2:13.741	51.233	137	39.584	178	42.924	203		23	1:36.028	24.886	214	32.797	211	38.345	206	234
2	1:40.150	26.081	196	34.244	208	39.825	210	230	24	1:35.228	24.611	213	32.355	213	38.262	210	230
3	1:35.426	24.891	215	32.701	213	37.834	210	239	25	1:35.740	24.449	215	32.469	213	38.822	207	236
4	1:36.801	25.568	203	33.139	212	38.094	211	241	26	1:34.881	24.592	215	32.495	213	37.794	209	233
5	1:36.219	24.585	213	33.439	211	38.195	206	238	27	1:34.705	24.533	215	32.378	212	37.794	209	235
6	1:35.595	24.702	216	32.730	213	38.163	209	233	28	1:34.683	24.420	215	32.423	212	37.840	210	236
7	1:36.188	24.781	212	33.212	210	38.195	208	235	29	1:34.323	24.461	214	32.223	212	37.639	210	235
8	1:35.393	24.790	215	32.574	210	38.029	210	235	30	1:47.055	24.605	215	32.388	213	50.062		235
9	1:34.820	24.648	216	32.329	213	37.843	210	236	31	3:01.221	1:50.584	213	32.789	210	37.848	210	
10	1:34.470	24.527	216	32.390	212	37.553	210	236	32	1:35.830	24.591	214	32.261	214	38.978	210	235
11	1:34.527	24.661	215	32.174	213	37.692	210	236	33	1:34.756	24.516	215	32.470	212	37.770	211	235
12	1:47.242	24.598	215	32.229	214	50.415		236	34	1:37.977	24.472	216	32.209	213	41.296	211	237
13	5:34.544	4:23.523	215	32.951	212	38.070	211		35	1:34.550	24.751	215	32.320	213	37.479	212	238
14	1:36.302	24.701	215	32.567	208	39.034	209	236	36	1:38.716	24.707	215	32.413	213	41.596	212	239
15	1:35.162	24.622	215	32.349	213	38.191	212	238	37	1:47.098	24.498	215	32.543	210	50.057		236
16	1:35.061	24.638	216	32.465	212	37.958	211	237	38	6:03.942	4:46.837	179	36.907	169	40.198	210	
17	1:34.512	24.581	216	32.249	213	37.682	210	236	39	1:39.094	24.841	213	35.217	208	39.036	211	234
18	1:34.583	24.578	216	32.385	214	37.620	210	237	40	1:34.173	24.474	215	31.993	214	37.706	206	236
19	1:34.356	24.554	215	32.236	214	37.566	209	236	41	1:33.967	24.528	215	31.960	215	37.479	210	233
20	1:48.557	24.689	216	33.540	210	50.328		235	42	1:34.306	24.318	216	32.136	213	37.852	208	236
21	4:57.761	3:33.732	157	40.294	194	43.735	205		43	1:42.050	26.768	170	33.833	213	41.449	209	235
22	1:37.983	25.733	213	33.692	210	38.558	209	231	44	2:43.645	24.624	215	34.635	94	1:44.386		235

20 Sylvest, DNK / Schramm, DEU

theoretical besttime: 1:33.260

1	3:28.130	2:09.320	181	38.203	183	40.607	209		19	1:36.963	24.886	213	33.807	211	38.270	210	234
2	1:37.165	26.505	215	33.189	210	37.471	213	203	20	1:36.943	25.107	215	33.562	210	38.274	211	235
3	1:33.737	24.511	216	32.195	213	37.031	213	238	21	1:36.238	24.963	216	33.339	210	37.936	210	234
4	1:33.648	24.503	216	32.098	213	37.047	213	237	22	1:35.512	24.861	216	32.909	213	37.742	213	235
5	1:34.045	24.542	216	31.927	216	37.576	213	237	23	1:48.954	24.755	215	32.908	214	51.291		235
6	1:33.567	24.521	215	31.848	215	37.198	211	235	24	7:33.031	6:18.542	159	35.083	209	39.406	210	
7	1:50.318	27.314	208	32.556	216	50.448		236	25	1:36.743	25.383	213	33.288	211	38.072	213	235
8	8:24.293	7:14.435	215	32.477	213	37.381	211		26	1:35.506	24.776	216	32.803	214	37.927	214	237
9	1:33.773	24.514	217	31.931	216	37.328	212	235	27	1:35.862	24.856	216	33.128	213	37.878	212	238
10	1:34.511	24.381	217	32.197	215	37.933	212	236	28	1:36.594	25.330	214	33.319	213	37.945	213	236
11	1:33.776	24.562	216	32.035	216	37.179	213	236	29	1:36.558	24.915	215	33.399	212	38.244	211	236
12	1:33.657	24.432	217	32.007	216	37.218	211	238	30	1:37.800	25.025	215	34.545	212	38.230	211	234
13	1:46.678	24.450	217	32.010	216	50.218		237	31	1:50.366	25.109	216	33.250	213	52.007		235
14	6:36.945	5:27.080	214	32.548	213	37.317	212		32	3:55.980	2:43.261	204	34.081	210	38.638	213	
15	1:34.457	24.590	216	32.248	215	37.619	210	236	33	1:36.778	24.966	216	33.176	213	38.636	211	237
16	1:34.264	24.635	217	32.272	216	37.357	211	234	34	1:36.412	24.939	216	33.242	212	38.231	212	237
17	1:47.490	24.494	217	32.714	216	50.282		235	35	1:36.407	25.056	215	33.218	213	38.133	211	236
18	5:50.828	4:33.244	167	37.137	203	40.447	209		36	2:40.753	25.195	216	33.915	130	1:41.643		236

21 Stolz, DEU / Asch, DEU

theoretical besttime: 1:33.111

1	7:10.377	5:49.327	112	40.108	199	40.942	207		15	1:33.359	24.443	216	31.982	217	36.934	212	235
2	1:37.181	25.367	206	33.877	208	37.937	210	234	16	1:33.638	24.482	217	32.065	218	37.091	213	235
3	1:35.993	25.113	215	33.253	213	37.627	209	235	17	1:34.528	24.934	216	32.276	218	37.318	210	236
4	1:34.153	24.698	215	32.276	213	37.179	211	234	18	1:47.147	24.661	217	32.077	217	50.409		235
5	1:34.153	24.645	216	31.914	215	37.594	211	236	19	6:36.027	5:26.232	214	32.442	216	37.353	213	
6	1:33.811	24.475	217	32.176	215	37.160	213	237	20	1:33.396	24.477	217	31.920	218	36.999	212	236
7	1:48.371	24.739	216	32.808	214	50.824		238	21	1:33.304	24.468	217	31.785	218	37.051	212	236
8	6:57.758	5:48.275	216	32.333	214	37.150	213		22	1:48.066	24.410	217	33.279	216	50.377		236

ver: 1.0

www.adac.de/motorsport

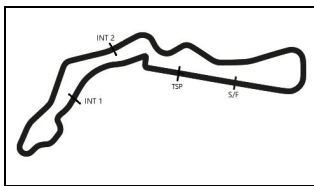
Page 5/ 11 printed: 26.4.2018 12:00



Premium-Serienpartner



Sanctioned by the FIA



ADAC GT Masters Testday



Sector List Session 1

Provisional

Autodrom Most, Length: 4212m

Air temperature: 15.22°C

Track temperature: 15.88°C

Weather condition: Dry

DMSB Reg. Nr.:

Thursday, April 26, 2018 10:32:00

Lap	Time	SE1	SP1	SE2	SP2	SE3	SP3	TSP	Lap	Time	SE1	SP1	SE2	SP2	SE3	SP3	TSP
9	1:33.938	24.584	217	31.877	216	37.477	208	236	23	5:34.667	4:22.547	215	32.437	214	39.683	213	
10	1:33.478	24.482	216	31.988	216	37.008	211	235	24	1:34.916	24.811	217	32.177	215	37.928	213	239
11	1:33.323	24.419	217	31.845	217	37.059	212	237	25	1:34.120	24.739	216	32.066	218	37.315	214	238
12	1:47.294	24.463	218	32.223	213	50.608		237	26	1:33.753	24.392	217	32.050	217	37.311	214	238
13	8:38.665	7:28.611	215	32.567	214	37.487	210		27	1:33.887	24.490	216	32.053	216	37.344	212	238
14	1:33.907	24.507	217	32.126	216	37.274	211	234	28	1:53.944	24.491	216	32.538	215	56.915		236

24 Ortman, DEU / Winkelhock, DEU

theoretical besttime: 1:33.567

1	2:14.413	49.492	105	41.868	177	43.053	205		19	10:43.373	9:32.084	168	33.174	214	38.115	210	
2	1:42.408	27.383	185	35.710	209	39.315	212	202	20	1:35.368	24.543	215	32.110	215	38.715	210	237
3	1:36.544	25.219	216	33.042	213	38.283	212	240	21	1:37.248	24.808	215	32.074	215	40.366	210	237
4	1:35.739	25.194	215	32.594	214	37.951	210	241	22	1:33.832	24.478	216	31.885	216	37.469	207	237
5	1:35.808	24.883	216	32.715	214	38.210	213	240	23	1:52.555	24.373	216	31.877	215	56.305		237
6	1:35.412	24.950	214	32.719	215	37.743	210	239	24	5:06.931	3:56.663	213	32.588	214	37.680	210	
7	1:35.187	24.964	216	32.486	215	37.737	210	238	25	1:33.833	24.381	215	31.725	219	37.727	209	237
8	1:34.834	24.934	214	32.406	212	37.494	211	239	26	1:34.145	24.513	216	31.858	217	37.774	210	237
9	1:34.841	24.763	217	32.317	213	37.761	211	240	27	1:55.247	24.584	215	32.599	213	58.064		237
10	1:36.494	25.797	197	32.851	213	37.846	210	240	28	9:15.944	8:04.217	212	33.432	210	38.295	208	
11	1:48.131	25.048	216	32.530	213	50.553		239	29	1:35.785	25.106	215	32.713	213	37.966	210	235
12	7:38.791	6:26.675	211	33.490	209	38.626	209		30	1:35.515	24.940	215	32.630	214	37.945	211	237
13	1:35.308	24.765	216	32.667	212	37.876	210	238	31	1:34.941	24.738	216	32.472	212	37.731	212	238
14	1:34.426	24.748	216	32.064	216	37.614	210	238	32	1:47.176	24.961	214	32.585	214	49.630		240
15	1:34.174	24.542	217	32.073	214	37.559	211	238	33	2:40.836	1:30.221	214	32.693	215	37.922	208	
16	1:35.487	24.620	216	32.079	215	38.788	211	239	34	1:35.384	25.047	216	32.460	215	37.877	210	236
17	1:34.020	24.462	216	32.024	216	37.534	210	238	35	2:59.601	35.146	84	1:01.914	81	1:22.541		237
18	1:57.277	24.653	215	33.813	213	58.811		237									

25 Feller, CHE / Haase, DEU

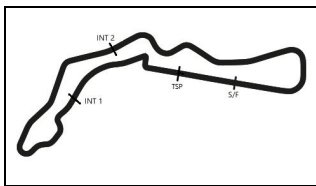
theoretical besttime: 1:33.449

1	2:06.494	43.158	172	39.811	187	43.525	195		19	1:34.031	24.536	217	32.082	215	37.413	213	241
2	1:39.832	27.031	199	34.041	210	38.760	211	205	20	1:33.533	24.367	218	31.977	216	37.189	213	239
3	1:36.951	25.031	215	33.995	213	37.925	211	240	21	1:49.398	24.298	217	32.389	216	52.711		241
4	1:38.236	25.830	156	34.357	213	38.049	212	241	22	23:00.365	21:42.698	208	36.887	208	40.780	210	
5	1:36.270	25.643	210	32.848	214	37.779	211	241	23	1:34.339	24.521	215	32.386	210	37.432	211	236
6	1:35.270	24.914	214	32.399	216	37.957	210	238	24	1:33.670	24.440	216	31.986	212	37.244	213	238
7	1:34.915	24.757	215	32.438	215	37.720	211	238	25	1:33.857	24.389	216	31.962	214	37.506	212	240
8	1:35.403	24.868	216	32.532	214	38.003	210	240	26	1:33.697	24.408	216	32.012	214	37.277	210	240
9	1:34.705	24.758	216	32.314	215	37.633	211	238	27	1:47.895	24.976	216	32.909	213	50.010		238
10	1:34.503	24.600	217	32.154	215	37.749	211	239	28	4:36.521	3:25.131	212	33.085	211	38.305	208	
11	1:48.705	24.823	217	32.535	216	51.347		239	29	1:35.378	24.764	216	32.579	213	38.035	210	236
12	5:55.765	4:42.978	213	33.988	208	38.799	210		30	1:34.925	24.670	216	32.399	214	37.856	210	238
13	1:36.184	24.905	216	32.705	210	38.574	207	239	31	1:34.602	24.648	216	32.247	217	37.707	208	238
14	1:34.693	24.544	216	32.395	213	37.754	211	237	32	1:35.127	24.723	216	32.165	217	38.239	210	238
15	1:34.348	24.385	217	32.235	214	37.728	212	240	33	1:34.598	24.610	217	32.176	216	37.812	211	238
16	1:34.728	24.447	217	32.496	214	37.785	211	240	34	1:34.704	24.639	216	32.274	216	37.791	211	237
17	1:34.027	24.478	218	32.225	214	37.324	212	239	35	3:11.078	39.077	74	1:06.698	76	1:25.303		238
18	1:33.884	24.350	216	32.245	214	37.289	213	240									

26 Schmidt, CHE / Mücke, DEU

theoretical besttime: 1:34.082

1	9:52.201	8:20.963	136	44.711	152	46.527	128		13	1:35.256	24.603	215	32.298	214	38.355	204	235
2	1:44.170	30.812	198	34.155	210	39.203	210	136	14	1:39.145	26.008	181	34.637	209	38.500	207	235
3	1:37.964	25.446	214	33.838	208	38.680	211	237	15	1:37.772	25.152	215	34.149	209	38.471	209	234
4	1:35.897	24.925	216	32.719	212	38.253	209	238	16	1:34.826	24.524	216	32.461	215	37.841	208	238
5	1:35.211	24.672	216	32.586	213	37.953	211	237	17	1:34.420	24.560	215	32.411	216	37.449	211	237
6	1:34.925	24.861	216	32.500	212	37.564	211	239	18	1:34.082	24.404	216	32.235	216	37.443	210	238
7	1:34.621	24.658	216	32.300	214	37.663	209	238	19	1:52.853	24.788	216	32.488	213	55.577		239
8	1:44.915	25.924	99	40.016	213	38.975	198	237	20	18:06.941	16:54.985	210	33.801	210	38.155	207	
9	1:48.430	25.275	217	32.509	214	50.646		228	21	1:35.265	24.680	213	32.437	213	38.148	209	234
10	15:35.352	14:19.034	176	36.662	162	39.656	206		22	1:35.128	24.690	215	32.411	213	38.027	206	235
11	1:36.155	25.349	213	32.866	212	37.940	207	234	23	1:48.340	24.724	214	32.663	213	50.953		235
12	1:35.429	24.847	214	32.617	213	37.965	208	235	24	7:54.501	6:24.019	207	37.504	203	52.978		



ADAC GT Masters Testday



Sector List Session 1

Provisional

Autodrom Most, Length: 4212m

Air temperature: 15.22°C

Track temperature: 15.88°C

Weather condition: Dry

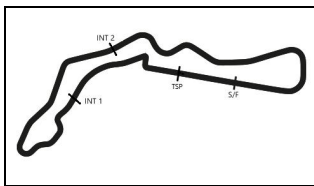
DMSB Reg. Nr.:

Thursday, April 26, 2018 10:32:00

Lap	Time	SE1	SP1	SE2	SP2	SE3	SP3	TSP	Lap	Time	SE1	SP1	SE2	SP2	SE3	SP3	TSP
28 van der Linde, ZAF / van der Linde, ZAF									theoretical besttime: 1:33.347								
1	2:57.526	1:42.746	189	34.934	204	39.846	210		19	4:44.994	3:33.521	210	33.725	212	37.748	212	
2	1:35.326	25.052	215	32.692	210	37.582	211	237	20	1:34.761	24.512	214	32.139	213	38.110	211	238
3	1:34.782	24.465	216	32.772	211	37.545	213	240	21	1:35.186	24.440	214	32.724	202	38.022	212	237
4	1:33.893	24.544	215	32.058	215	37.291	213	240	22	1:33.789	24.553	214	31.779	216	37.457	211	238
5	1:47.463	24.507	215	32.019	215	50.937		240	23	1:35.805	24.490	215	31.747	217	39.568	212	238
6	6:13.034	5:01.157	213	32.461	213	39.416	212		24	1:33.649	24.423	214	31.767	217	37.459	210	239
7	1:38.218	24.624	216	32.525	214	41.069	211	239	25	1:33.504	24.473	215	31.854	217	37.177	210	237
8	1:34.359	24.601	215	32.180	217	37.578	211	238	26	1:47.504	25.070	216	32.404	214	50.030		237
9	1:46.603	24.515	216	32.294	214	49.794		238	27	4:32.280	3:18.335	213	33.319	207	40.626	211	
10	10:23.106	9:13.034	213	32.522	213	37.550	210		28	1:35.370	24.828	215	32.551	213	37.991	209	238
11	1:34.452	24.679	215	32.282	215	37.491	211	238	29	1:34.555	24.660	215	32.214	216	37.681	210	237
12	1:33.976	24.489	215	32.007	217	37.480	210	237	30	1:34.729	24.635	216	32.623	215	37.471	211	237
13	1:33.954	24.511	216	32.186	215	37.257	211	237	31	1:34.159	24.494	216	32.209	212	37.456	210	237
14	1:33.912	24.608	216	31.983	216	37.321	210	238	32	1:34.060	24.536	216	32.194	215	37.330	212	237
15	1:46.605	24.572	216	32.057	216	49.976		238	33	1:38.812	25.819	173	34.357	210	38.636	211	240
16	5:04.130	3:50.505	213	32.567	215	41.058	210		34	1:34.346	24.701	216	32.153	213	37.492	210	239
17	1:34.587	24.772	214	32.204	215	37.611	209	235	35	1:46.264	24.517	217	32.056	216	49.691		237
18	1:52.326	27.404	169	33.876	213	51.046		238									

Lap	Time	SE1	SP1	SE2	SP2	SE3	SP3	TSP	Lap	Time	SE1	SP1	SE2	SP2	SE3	SP3	TSP
29 Picariello, BEL / Mies, DEU									theoretical besttime: 1:32.855								
1	2:55.595	1:36.709	172	37.463	197	41.423	208		21	1:39.763	24.532	217	32.540	215	42.691	210	239
2	1:35.892	25.222	215	33.141	210	37.529	212	236	22	1:35.429	24.535	216	32.362	213	38.532	209	237
3	1:34.115	24.552	216	32.468	213	37.095	211	239	23	1:46.723	24.485	216	32.206	215	50.032		237
4	1:33.983	24.569	215	31.968	214	37.446	212	237	24	13:13.565	11:54.200	210	35.237	165	44.128	211	
5	1:34.183	24.460	215	32.185	214	37.538	209	239	25	1:34.398	24.577	213	32.435	214	37.386	208	237
6	1:34.352	24.617	214	32.212	216	37.523	209	236	26	1:36.083	24.493	214	32.213	215	39.377	211	236
7	1:34.498	24.582	214	32.143	216	37.773	207	237	27	1:45.883	24.663	214	32.083	216	49.137		238
8	1:46.679	24.643	215	32.348	215	49.688		237	28	3:18.421	2:04.050	168	36.019	205	38.352	213	
9	3:30.447	2:20.294	215	32.348	214	37.805	206		29	1:33.220	24.501	215	31.836	215	36.883	213	239
10	1:34.655	24.560	216	32.345	216	37.750	211	236	30	1:33.105	24.236	215	31.736	216	37.133	211	240
11	1:35.098	24.576	216	32.860	203	37.662	210	238	31	1:33.535	24.247	216	31.800	216	37.488	212	239
12	1:33.980	24.400	216	32.197	214	37.383	211	238	32	1:33.536	24.313	215	31.848	216	37.375	211	239
13	1:33.852	24.424	216	31.945	216	37.483	210	240	33	1:44.529	24.333	215	31.800	216	48.396		237
14	1:47.169	24.839	217	32.355	213	49.975		240	34	3:19.036	2:08.652	213	32.789	213	37.595	210	
15	3:46.623	2:34.909	214	33.188	209	38.526	210		35	1:34.789	24.429	216	32.285	213	38.075	207	237
16	1:35.388	24.647	215	32.724	211	38.017	211	237	36	1:33.947	24.402	216	31.998	215	37.547	211	236
17	1:34.706	24.662	215	32.589	212	37.455	212	239	37	1:33.469	24.369	216	31.781	217	37.319	212	238
18	1:34.108	24.537	214	32.153	215	37.418	211	238	38	1:47.662	25.235	173	33.000	215	49.427		241
19	1:34.163	24.415	214	32.165	214	37.583	213	238	39	2:38.000	1:12.246	175	36.026	188	49.728		
20	1:34.819	24.584	215	32.065	215	38.170	212	238									

Lap	Time	SE1	SP1	SE2	SP2	SE3	SP3	TSP	Lap	Time	SE1	SP1	SE2	SP2	SE3	SP3	TSP
33 Salaquarda, CZE / Stippler, DEU									theoretical besttime: 1:33.526								
1	2:15.880	58.417	168	37.226	200	40.237	208		16	1:33.992	24.499	219	32.120	217	37.373	215	242
2	1:39.613	26.298	180	35.461	212	37.854	215	238	17	1:37.222	25.107	206	33.301	213	38.814	213	241
3	1:34.166	24.676	219	32.336	213	37.154	217	242	18	1:33.797	24.632	219	32.004	216	37.161	214	241
4	1:35.676	24.891	218	33.024	215	37.761	213	246	19	1:33.880	24.546	218	32.081	216	37.253	212	241
5	1:34.098	24.530	219	32.043	215	37.525	213	243	20	1:48.097	24.641	218	32.378	216	51.078		240
6	1:34.895	24.707	218	32.232	218	37.956	214	242	21	12:28.844	10:56.594	192	34.183	190	58.067		
7	1:33.916	24.523	218	31.873	219	37.520	214	242	22	2:10.951	46.943	183	33.434	215	50.574		
8	1:49.423	25.346	204	33.414	214	50.663		243	23	2:41.392	52.257	217	32.919	215	1:16.216		
9	5:11.349	3:59.049	191	33.931	211	38.369	210		24	2:34.057	1:10.502	214	33.824	213	49.731		
10	1:36.514	25.021	216	33.099	212	38.394	212	237	25	6:07.711	4:37.489	197	35.751	203	54.471		
11	1:34.766	24.801	218	32.306	215	37.659	213	240	26	3:40.275	2:11.196	178	34.591	201	54.488		
12	1:35.665	24.790	218	32.199	214	38.676	212	241	27	2:59.505	1:23.681	191	35.284	198	1:00.540		
13	1:34.262	24.745	218	32.103	216	37.414	212	240	28	3:42.038	1:45.180	194	43.625	123	1:13.233		
14	1:33.911	24.676	218	32.037	216	37.198	212	239	29	2:53.492	1:22.823	201	35.149	195	55.520		
15	1:33.822	24.592	218	32.000	215	37.230	214	241									



ADAC GT Masters Testday



Sector List Session 1

Provisional

Autodrom Most, Length: 4212m

Air temperature: 15.22°C

Track temperature: 15.88°C

Weather condition: Dry

DMSB Reg. Nr.:

Thursday, April 26, 2018 10:32:00

Lap	Time	SE1	SP1	SE2	SP2	SE3	SP3	TSP	Lap	Time	SE1	SP1	SE2	SP2	SE3	SP3	TSP
35 Judek, DEU / Eriksson, SWE									theoretical besttime: 1:34.284								
1	3:03.509	1:18.759	142	42.431	173	1:02.319			19	1:37.524	25.035	213	33.790	208	38.699	206	231
2	2:05.520	49.787	197	36.443	203	39.290	209		20	1:50.032	25.297	212	33.558	209	51.177		232
3	1:36.857	25.280	212	33.905	207	37.672	210	236	21	11:20.782	9:53.278	117	42.003	180	45.501	200	
4	1:34.856	24.615	212	32.536	210	37.705	206	235	22	1:38.242	26.112	205	33.811	212	38.319	208	227
5	1:35.249	24.777	212	32.608	209	37.864	206	232	23	1:35.648	25.215	212	32.540	213	37.893	207	234
6	1:34.875	24.956	212	32.304	212	37.615	210	233	24	1:35.751	25.270	210	32.529	212	37.952	206	232
7	1:34.891	24.978	210	32.303	210	37.610	209	236	25	1:35.394	24.925	211	32.436	212	38.033	207	231
8	1:34.715	24.744	211	32.263	209	37.708	205	235	26	1:36.273	25.081	212	32.565	211	38.627	207	232
9	1:48.361	24.774	212	32.510	209	51.077		232	27	1:35.828	25.069	213	32.834	211	37.925	208	235
10	2:18.564	55.725	194	33.110	208	49.729			28	1:34.700	24.773	213	32.347	211	37.580	210	235
11	9:26.406	8:12.337	208	34.778	205	39.291	207		29	1:34.926	24.692	212	32.467	214	37.767	208	235
12	1:37.964	25.355	211	33.603	207	39.006	205	232	30	1:48.151	24.903	213	33.210	210	50.038		234
13	1:38.764	25.838	213	33.835	208	39.091	205	232	31	7:49.178	6:34.079	163	35.239	206	39.860	207	
14	1:38.544	25.465	213	33.524	208	39.555	205	233	32	1:35.808	24.915	211	32.696	206	38.197	209	233
15	1:37.406	25.232	212	33.454	209	38.720	206	232	33	1:34.583	24.808	212	32.127	211	37.648	207	234
16	1:36.744	25.163	211	33.132	209	38.449	205	231	34	1:34.438	24.662	211	32.111	213	37.665	207	234
17	1:37.059	25.062	211	33.313	210	38.684	206	232	35	1:34.934	24.620	211	32.117	213	38.197	209	234
18	1:36.673	25.129	213	33.088	210	38.456	207	232	36	2:42.028	24.593	212	32.169	165	1:45.266		235

42 Jensen, DEN / Scheider, DEU									theoretical besttime: 1:33.048								
1	2:14.338	53.713	145	38.325	181	42.300	214		14	1:33.712	24.493	220	32.124	218	37.095	214	238
2	1:37.748	25.806	186	34.031	212	37.911	217	240	15	1:33.588	24.522	221	32.086	218	36.980	215	240
3	1:34.235	24.568	220	32.283	217	37.384	217	243	16	1:33.116	24.198	221	31.921	219	36.997	215	241
4	1:35.445	24.615	189	33.323	217	37.507	215	244	17	1:33.387	24.331	221	31.870	219	37.186	215	242
5	1:35.119	25.060	220	32.453	216	37.606	213	241	18	1:46.810	24.871	221	32.329	219	49.610		220
6	1:35.806	24.734	219	32.191	216	38.881	170	242	19	13:28.889	11:51.387	140	40.408	171	57.094		
7	1:53.950	29.511	192	34.722	213	49.717		137	20	7:36.033	6:21.965	184	34.134	201	39.934	207	
8	8:15.849	7:03.214	191	33.300	212	39.335	214		21	1:36.789	25.672	212	33.247	214	37.870	216	216
9	1:34.277	24.567	220	32.259	217	37.451	214	240	22	1:33.837	24.382	220	32.345	218	37.110	217	242
10	1:34.301	24.477	220	32.509	216	37.315	214	241	23	1:33.382	24.320	220	31.997	218	37.065	216	241
11	1:48.221	25.021	210	33.478	213	49.722		241	24	1:35.102	24.335	220	33.043	215	37.724	214	243
12	7:37.846	6:19.082	176	39.289	192	39.475	206		25	1:46.084	24.512	219	32.091	217	49.481		240
13	1:36.515	25.328	217	32.964	216	38.223	213	231	26	14:14.860	11:56.507	174	37.138	108	1:41.215		

43 Marschall, DEU / Bouveng, SWE									theoretical besttime: 1:33.100								
1	2:17.769	57.251	165	38.843	162	41.675	213		15	1:46.215	24.821	222	32.298	216	49.096		243
2	1:39.599	26.249	166	34.564	215	38.786	215	224	16	13:31.504	12:08.409	105	41.202	190	41.893	198	
3	1:36.778	25.490	220	32.557	220	38.731	215	241	17	1:42.147	28.266	188	35.300	211	38.581	208	180
4	1:35.536	25.079	222	32.571	219	37.886	214	244	18	1:37.055	25.508	197	33.936	215	37.611	213	236
5	1:36.451	25.004	222	32.772	213	38.675	163	244	19	1:33.707	24.611	221	31.965	216	37.131	213	241
6	1:42.065	31.652	203	32.826	220	37.587	215	132	20	1:33.606	24.561	220	32.028	216	37.017	214	241
7	1:49.412	25.769	222	32.727	219	50.916		243	21	1:33.911	24.705	222	32.066	218	37.140	214	241
8	5:28.094	3:45.493	145	40.918	170	1:01.683			22	1:54.196	24.846	220	32.344	219	57.006		242
9	2:57.792	1:43.486	179	35.280	206	39.026	210		23	11:30.750	10:20.988	216	32.469	217	37.293	215	
10	1:35.900	25.132	207	33.034	214	37.734	212	238	24	1:33.906	24.394	220	31.928	219	37.584	208	243
11	1:34.175	24.846	222	32.115	217	37.214	211	240	25	1:34.017	24.640	221	32.212	219	37.165	215	238
12	1:33.802	24.708	222	31.745	219	37.349	213	240	26	1:34.362	24.338	221	32.086	220	37.938	214	242
13	1:33.835	24.403	221	32.218	213	37.214	212	241	27	1:45.787	24.726	220	32.422	218	48.639		241
14	1:33.978	24.468	222	32.056	216	37.454	216	242	28	13:59.763	11:44.084	219	33.412	104	1:42.267		

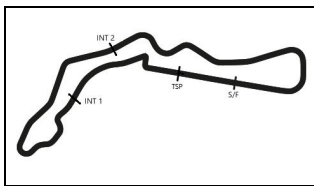
47 Pommer, DEU / Götz, DEU									theoretical besttime: 1:32.762								
1	3:01.621	1:34.049	153	42.479	157	45.093	205		19	1:33.319	24.300	217	31.953	217	37.066	212	235
2	1:46.555	27.085	175	38.197	187	41.273	210	205	20	1:42.895	29.074	150	35.651	214	38.170	211	236
3	1:39.873	25.727	213	34.595	204	39.551	211	235	21	1:33.431	24.483	216	32.023	216	36.925	212	234
4	1:39.094	26.627	210	33.825	212	38.642	210	236	22	1:33.351	24.469	217	31.893	217	36.989	211	237
5	2:01.941	25.113	215	36.118	129	1:00.710		235	23	1:46.596	24.403	217	33.243	216	48.950		236
6	7:55.709	6:42.791	201	34.230	208	38.688	210		24	8:38.359	7:26.375	192	33.276	212	38.708	212	
7	1:37.267	25.090	214	33.601	210	38.576	210	233	25	1:34.155	24.660	215	31.979	216	37.516	210	235
8	1:36.524	24.978	215	33.117	211	38.429	210	234	26	1:37.975	24.664	212	33.863	156	39.448	211	235
9	1:36.258	24.787	216	32.866	213	38.605	211	235	27	1:33.409	24.514	217	31.718	218	37.177	212	235
10	1:35.365	24.828	216	32.816	213	37.721	212	236	28	1:32.943	24.416	218	31.643	219	36.884	214	237
11	1:35.475	24.770	216	32.836	213	37.869	212	237	29	1:32.930	24.390	217	31.721	218	36.819	213	239

ver: 1.0

www.adac.de/motorsport

Page 8/ 11 printed: 26.4.2018 12:00





ADAC GT Masters Testday



Sector List Session 1

Provisional

Autodrom Most, Length: 4212m

Air temperature: 15.22°C

Track temperature: 15.88°C

Weather condition: Dry

DMSB Reg. Nr.:

Thursday, April 26, 2018 10:32:00

Lap	Time	SE1	SP1	SE2	SP2	SE3	SP3	TSP	Lap	Time	SE1	SP1	SE2	SP2	SE3	SP3	TSP
12	1:35.050	24.712	216	32.517	214	37.821	212	237	30	1:33.904	24.493	217	32.078	214	37.333	213	238
13	1:34.528	24.668	217	32.454	215	37.406	211	237	31	1:44.803	24.413	216	31.663	218	48.727		237
14	1:35.026	24.761	217	32.755	213	37.510	211	237	32	7:17.499	6:04.440	197	34.004	207	39.055	213	
15	1:48.912	24.706	217	32.669	213	51.537		237	33	1:47.069	24.693	217	32.546	214	49.830		236
16	5:37.388	4:18.359	167	38.118	179	40.911	208		34	5:00.588	3:35.455	109	44.939	172	40.194	211	
17	1:36.848	25.712	216	32.893	214	38.243	210	233	35	2:52.413	24.887	216	59.249	80	1:28.277		235
18	1:33.821	24.614	216	32.094	215	37.113	211	234									

48 Dontje, NLD / Buhk, DEU

theoretical besttime: 1:32.764

1	2:30.528	1:06.141	151	40.538	155	43.849	192		21	1:35.139	24.647	218	32.818	216	37.674	210	236
2	1:41.620	27.111	183	35.104	202	39.405	208	218	22	1:34.995	24.674	217	32.567	209	37.754	211	236
3	1:37.217	25.646	213	33.390	209	38.181	211	233	23	1:34.499	24.649	217	32.294	216	37.556	212	235
4	1:35.847	25.100	216	32.759	212	37.988	210	238	24	1:34.061	24.535	218	32.054	218	37.472	213	237
5	1:50.171	25.638	215	33.470	210	51.063		232	25	1:34.160	24.514	218	32.196	214	37.450	215	237
6	7:43.108	6:30.718	205	33.951	207	38.439	209		26	1:33.970	24.489	219	32.138	217	37.343	213	238
7	1:35.766	24.969	214	32.881	210	37.916	210	234	27	1:47.591	24.587	218	32.360	216	50.644		238
8	1:35.625	25.025	215	32.836	210	37.764	211	234	28	9:22.979	7:58.482	135	41.923	150	42.574	203	
9	1:35.081	24.869	216	32.477	214	37.735	211	235	29	1:37.137	26.135	214	33.156	214	37.846	213	230
10	1:34.522	24.656	216	32.291	215	37.575	211	236	30	1:32.764	24.270	218	31.563	217	36.931	215	239
11	1:34.611	24.741	216	32.378	214	37.492	211	236	31	1:36.270	24.397	217	31.890	213	39.983	213	240
12	1:35.100	24.769	216	32.740	209	37.591	211	236	32	1:33.404	24.403	217	31.956	214	37.045	214	238
13	1:34.282	24.697	216	32.197	214	37.388	212	237	33	1:45.420	24.556	217	31.923	216	48.941		238
14	1:34.708	24.720	217	32.526	212	37.462	213	238	34	6:24.091	5:07.421	209	35.588	208	41.082	210	
15	1:46.516	24.770	217	32.670	213	49.076		237	35	1:34.928	24.767	216	32.348	213	37.813	211	236
16	3:54.883	2:40.013	200	34.764	208	40.106	209		36	1:34.472	24.786	216	32.228	214	37.458	211	234
17	1:36.911	25.101	218	33.453	213	38.357	210	236	37	1:34.557	24.548	216	32.211	214	37.798	211	238
18	1:35.098	24.884	217	32.536	216	37.678	211	236	38	1:40.214	24.867	216	32.868	177	42.479	213	236
19	1:35.068	24.882	218	32.671	214	37.515	210	237	39	2:43.569	24.618	216	39.184	80	1:39.767		237
20	1:35.296	24.907	217	32.696	216	37.693	213	236									

50 Geipel, DEU / Frey, CHE

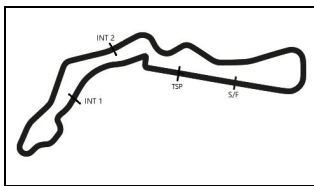
theoretical besttime: 1:34.699

1	4:57.390	3:25.816	145	46.916	121	44.658	204		18	1:35.402	24.708	216	32.852	210	37.842	209	235
2	1:39.262	26.025	191	34.695	206	38.542	209	231	19	1:36.169	24.788	216	32.796	211	38.585	209	237
3	1:35.371	24.793	216	32.908	210	37.670	210	237	20	1:34.932	24.611	216	32.450	215	37.871	210	237
4	1:36.764	26.050	188	32.775	211	37.939	209	238	21	1:35.330	24.743	215	32.550	213	38.037	210	236
5	1:35.248	24.701	216	32.459	212	38.088	208	238	22	1:34.886	24.650	216	32.486	213	37.750	212	236
6	1:35.569	24.741	216	32.693	213	38.135	208	237	23	1:51.490	24.696	213	32.987	213	53.807		238
7	1:35.387	24.694	216	32.769	210	37.924	208	237	24	4:52.322	3:40.919	188	33.402	212	38.001	210	
8	1:47.480	24.601	217	32.617	213	50.262		238	25	1:35.020	24.610	215	32.540	213	37.870	210	237
9	3:37.230	2:23.658	207	34.587	208	38.985	211		26	1:34.708	24.579	216	32.452	215	37.677	210	237
10	1:37.541	26.096	218	33.142	211	38.303	208	238	27	1:35.167	24.638	216	32.647	213	37.882	210	237
11	1:35.424	24.775	217	32.593	214	38.056	210	238	28	1:47.845	24.660	215	33.203	207	49.982		237
12	1:50.825	24.943	217	33.406	210	52.476		239	29	12:02.190	10:44.763	199	35.396	175	42.031	211	
13	3:57.766	2:46.112	215	33.306	212	38.348	210		30	1:49.460	24.919	215	33.030	212	51.511	210	237
14	1:37.224	24.938	217	33.593	212	38.693	209	238	31	1:35.489	24.822	215	32.827	212	37.840	209	237
15	1:35.737	24.892	218	32.924	213	37.921	210	240	32	1:35.393	24.780	218	32.695	213	37.918	212	237
16	1:48.069	24.806	217	32.794	213	50.469		238	33	1:49.199	25.053	216	32.891	211	51.255		240
17	5:05.167	3:53.409	212	33.513	207	38.245	207										

53 Vainio, FIN / Beretta, ITA

theoretical besttime: 1:35.418

1	3:18.300	1:19.963	130	50.256	133	1:08.081			12	1:57.791	25.203	212	33.240	208	59.348		232
2	2:30.456	50.025	147	43.615	122	56.816			13	6:49.937	5:34.252	193	36.108	201	39.577	206	
3	11:57.909	10:19.680	165	37.487	188	1:00.742			14	1:38.149	25.691	210	33.601	207	38.857	204	232
4	30:51.463	29:09.955	182	39.040	197	1:02.468			15	1:40.348	27.548	197	33.955	205	38.845	206	229
5	2:06.002	51.774	192	35.125	206	39.103	207		16	1:36.482	25.053	212	33.074	208	38.355	207	232
6	1:36.945	25.372	211	33.199	208	38.374	207	231	17	1:37.532	25.700	211	33.492	206	38.340	208	232
7	1:37.806	25.092	211	33.225	210	39.489	206	232	18	1:36.566	25.263	212	33.160	208	38.143	207	233
8	1:37.511	25.160	209	33.162	208	39.189	207	232	19	1:36.329	25.028	213	33.239	208	38.062	206	233
9	1:35.921	25.035	211	32.904	209	37.982	207	233	20	1:35.988	25.183	213	32.800	210	38.005	208	232
10	1:35.788	25.130	212	32.785	210	37.873	209	233	21	1:48.213	24.980	212	32.787	211	50.446		232
11	1:35.419	24.981	212	32.712	209	37.726	207	233									



ADAC GT Masters Testday



Sector List Session 1

Provisional

Autodrom Most, Length: 4212m

Air temperature: 15.22°C

Track temperature: 15.88°C

Weather condition: Dry

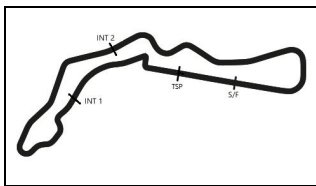
DMSB Reg. Nr.:

Thursday, April 26, 2018 10:32:00

Lap	Time	SE1	SP1	SE2	SP2	SE3	SP3	TSP	Lap	Time	SE1	SP1	SE2	SP2	SE3	SP3	TSP
69 Slooten, DEU / Luhr, DEU									theoretical besttime: 1:34.111								
1	4:16.171	2:43.201	118	51.354	136	41.616	207		17	1:40.068	25.328	208	33.870	208	40.870	206	232
2	1:38.773	25.664	210	34.373	209	38.736	210	233	18	1:40.339	25.518	211	34.265	208	40.556	206	233
3	1:35.438	24.926	215	32.774	210	37.738	209	236	19	1:37.885	24.958	213	33.573	210	39.354	209	230
4	1:34.844	24.600	216	32.396	211	37.848	209	236	20	1:38.370	25.292	215	33.214	212	39.864	207	233
5	1:35.020	24.845	214	32.337	213	37.838	207	234	21	1:37.397	25.270	214	33.375	211	38.752	207	233
6	1:34.826	24.561	216	32.584	210	37.681	209	234	22	1:36.749	24.958	216	33.048	211	38.743	207	233
7	1:35.050	24.569	215	32.737	207	37.744	210	235	23	1:36.904	24.995	216	33.169	211	38.740	208	233
8	1:47.264	24.590	217	32.360	211	50.314		235	24	1:36.322	24.700	217	32.946	211	38.676	209	235
9	10:00.616	8:49.543	213	32.912	209	38.161	210		25	1:36.164	24.980	216	32.790	213	38.394	211	237
10	1:35.476	24.524	217	32.523	210	38.429	209	237	26	1:47.923	25.081	215	32.963	213	49.879		237
11	1:35.322	24.472	217	32.968	204	37.882	210	236	27	8:56.884	7:35.295	162	40.020	191	41.569	205	
12	1:34.237	24.414	218	32.220	214	37.603	210	237	28	1:39.878	26.071	206	34.167	204	39.640	210	224
13	1:34.344	24.450	218	32.197	214	37.697	210	236	29	1:36.379	24.927	216	32.898	210	38.554	206	235
14	1:34.261	24.544	217	32.094	214	37.623	210	237	30	1:36.453	25.031	216	32.849	210	38.573	208	233
15	1:47.325	24.488	217	32.876	212	49.961		236	31	1:36.161	24.848	216	32.829	211	38.484	209	233
16	15:44.775	14:27.200	185	35.841	177	41.734	206		32	2:31.620	24.758	217	35.976	74	1:30.886		234

Lap	Time	SE1	SP1	SE2	SP2	SE3	SP3	TSP	Lap	Time	SE1	SP1	SE2	SP2	SE3	SP3	TSP
82 Ineichen, CHE / Engelhart, DEU									theoretical besttime: 1:33.721								
1	2:15.776	51.827	134	40.088	193	43.861	207		20	1:41.213	25.061	216	33.228	212	42.924	210	231
2	1:42.710	27.105	189	35.420	210	40.185	210	232	21	1:34.076	24.578	215	32.054	213	37.444	208	235
3	1:37.472	25.525	217	33.466	213	38.481	209	237	22	1:33.759	24.482	216	31.998	216	37.279	211	235
4	1:36.299	25.014	216	32.873	211	38.412	209	240	23	1:38.160	24.444	216	32.141	215	41.575	209	237
5	1:38.059	25.688	215	33.950	202	38.421	207	238	24	1:45.624	24.498	215	32.144	214	48.982		236
6	1:35.977	24.810	216	32.753	213	38.414	209	236	25	8:33.476	7:22.146	211	33.141	212	38.189	206	
7	1:35.732	24.876	214	32.746	212	38.110	207	235	26	1:36.329	25.506	213	32.663	210	38.160	205	230
8	1:36.018	24.580	216	32.728	212	38.710	210	236	27	1:34.986	24.762	213	32.404	211	37.820	207	232
9	1:49.435	24.667	217	32.587	210	52.181		237	28	1:34.698	24.766	215	32.121	213	37.811	210	234
10	6:03.772	4:46.206	213	33.770	208	43.796	207		29	1:34.663	24.566	213	32.269	214	37.828	210	236
11	1:36.024	24.794	215	32.892	210	38.338	210	235	30	1:34.677	24.504	215	32.403	214	37.770	210	237
12	1:36.024	24.814	216	32.840	208	38.370	204	235	31	1:47.279	24.638	215	32.607	212	50.034		237
13	1:38.319	24.998	217	32.765	211	40.556	209	234	32	7:16.282	5:58.998	190	36.970	200	40.314	207	
14	1:34.818	24.603	216	32.360	211	37.855	209	237	33	1:38.991	25.878	194	35.079	206	38.034	208	232
15	1:37.638	24.599	217	32.627	212	40.412	209	237	34	1:42.392	24.716	214	33.845	160	43.831	209	234
16	1:34.836	24.594	216	32.421	213	37.821	209	236	35	1:39.381	25.024	216	33.162	194	41.195	205	235
17	1:34.531	24.481	216	32.339	215	37.711	209	237	36	1:35.325	24.828	214	32.448	211	38.049	208	232
18	1:52.881	26.838	175	35.295	177	50.748		236	37	2:40.362	24.584	216	32.603	138	1:43.175		235
19	8:09.784	6:54.074	188	36.183	205	39.527	205										

Lap	Time	SE1	SP1	SE2	SP2	SE3	SP3	TSP	Lap	Time	SE1	SP1	SE2	SP2	SE3	SP3	TSP
84 Assenheimer, DEU / Schmid, DEU									theoretical besttime: 1:32.980								
1	2:19.417	59.561	169	38.012	174	41.844	207		20	1:46.429	24.615	217	32.334	217	49.480		236
2	1:40.571	25.880	206	35.600	208	39.091	211	227	21	20:02.417	18:40.416	175	38.417	172	43.584	200	
3	1:36.718	25.160	217	33.255	210	38.303	212	238	22	1:44.397	27.745	183	36.995	185	39.657	207	218
4	1:36.533	24.970	217	32.926	209	38.637	213	238	23	1:37.212	26.333	200	33.042	212	37.837	212	223
5	1:37.568	25.181	200	33.820	210	38.567	209	239	24	1:38.863	24.868	215	32.326	183	41.669	212	235
6	1:36.239	25.311	216	32.847	211	38.081	212	236	25	1:33.842	24.707	216	31.912	215	37.223	211	236
7	1:39.119	25.699	217	33.495	211	39.925	211	236	26	1:33.636	24.619	216	31.898	215	37.119	213	236
8	1:35.732	25.034	216	32.647	212	38.051	212	238	27	1:33.535	24.330	218	32.102	216	37.103	212	237
9	1:35.936	24.955	217	32.812	212	38.169	212	237	28	1:33.747	24.393	217	32.177	215	37.177	215	238
10	1:47.742	24.700	218	32.870	210	50.172		236	29	1:34.412	24.472	216	31.872	216	38.068	214	239
11	3:22.183	2:09.649	213	33.612	210	38.922	210		30	1:46.651	24.413	216	31.899	215	50.339		238
12	1:35.870	24.846	217	32.909	212	38.115	212	236	31	3:29.448	2:18.117	214	32.765	215	38.566	212	
13	1:34.857	24.682	217	32.369	214	37.806	213	237	32	1:33.326	24.338	216	31.727	216	37.261	210	235
14	1:34.228	24.582	217	32.222	215	37.424	212	238	33	1:33.278	24.465	216	31.812	216	37.001	213	234
15	1:34.661	24.573	218	32.519	215	37.569	212	238	34	1:34.148	24.252	218	31.912	216	37.984	200	237
16	1:34.332	24.584	217	32.313	215	37.435	215	238	35	1:36.210	25.185	213	33.288	203	37.737	213	231
17	1:35.235	24.992	216	32.336	215	37.907	214	240	36	1:33.750	24.311	217	31.999	217	37.440	212	237
18	1:34.275	24.632	217	32.200	216	37.443	215	238	37	1:33.324	24.347	217	31.874	218	37.103	213	236
19	1:37.020	25.015	209	33.459	213	38.546	212	240	38	1:51.010	24.323	217	33.770	184	52.917		236



ADAC GT Masters Testday

Sector List Session 1

Provisional



Autodrom Most, Length: 4212m

Air temperature: 15.22°C

Track temperature: 15.88°C

Weather condition: Dry

DMSB Reg. Nr.:

Thursday, April 26, 2018 10:32:00

Lap	Time	SE1	SP1	SE2	SP2	SE3	SP3	TSP	Lap	Time	SE1	SP1	SE2	SP2	SE3	SP3	TSP
99 Renauer, DEU / Jaminet, FRA									theoretical besttime: 1:32.926								
1	32:33.712	31:08.408	133	39.556	174	45.748	210		11	1:33.778	24.364	217	31.939	219	37.475	212	238
2	1:34.936	24.798	216	32.729	215	37.409	212	234	12	1:34.980	24.594	217	31.675	219	38.711	213	237
3	1:33.696	24.506	217	31.868	217	37.322	213	236	13	1:34.197	24.653	217	31.943	218	37.601	213	239
4	1:33.274	24.312	218	31.749	219	37.213	213	237	14	1:33.828	24.575	217	31.802	219	37.451	213	238
5	1:33.232	24.288	218	31.894	217	37.050	213	239	15	1:33.792	24.543	217	31.873	219	37.376	213	238
6	1:45.299	24.235	218	31.840	218	49.224		238	16	1:54.911	24.585	219	31.918	219	58.408		238
7	7:17.654	6:05.674	217	33.242	178	38.738	211		17	18:24.540	16:57.666	133	40.187	171	46.687	211	
8	1:34.487	24.605	217	32.209	218	37.673	210	237	18	1:35.879	24.612	216	32.986	219	38.281	213	234
9	1:35.397	24.804	216	32.227	216	38.366	211	235	19		24.201	217					237
10	1:37.277	24.712	218	34.459	210	38.106	212	237									