

ADAC GT Masters

Sector List Testsession 6



Provisional

Motorsportarena Oschersleben, Length: 3696m

Air temperature: 14.59°C

Track temperature: 16.41°C

Weather condition: Dry

DMSB Reg. Nr.:

Wednesday, April 12, 2017 15:45:00

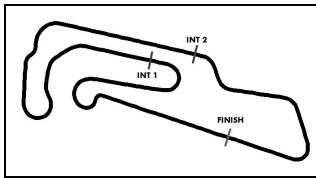
Lap	Time	SE1	SP1	SE2	SP2	SE3	SP3	TSP	Lap	Time	SE1	SP1	SE2	SP2	SE3	SP3	TSP
1 De Phillippi, USA / Mies, DEU									theoretical besttime: 1:27.671								
1	9:10.594	8:03.995	180	33.403	189	33.196	57		16	1:28.604	34.036	187	29.838	222	24.730	192	234
2	13:06.859	12:09.389	183	31.310	176	26.160	191		17	1:28.347	33.743	187	29.700	222	24.904	191	235
3	1:30.754	34.066	185	31.102	175	25.586	191	234	18	1:27.988	33.655	186	29.710	223	24.623	192	235
4	1:37.163	42.082	186	30.124	222	24.957	191	235	19	1:27.671	33.546	187	29.519	222	24.606	191	235
5	1:35.952	33.856	186	29.934	222	32.162	56	234	20	1:28.191	33.815	185	29.694	222	24.682	192	235
6	15:31.110	14:34.639	183	31.091	222	25.380	188		21	1:34.730	33.705	186	29.719	222	31.306	57	235
7	1:36.959	33.914	184	31.054	222	31.991	57	232	22	19:51.482	18:41.972	138	39.261	170	30.249	183	
8	5:41.326	4:46.095	185	30.159	221	25.072	191		23	1:44.628	39.477	177	36.093	209	29.058	185	200
9	1:30.902	34.359	186	30.195	221	26.348	192	232	24	1:41.342	38.378	171	34.765	213	28.199	186	225
10	1:28.954	33.979	186	30.058	222	24.917	191	233	25	1:49.439	37.231	181	34.616	214	37.592	58	226
11	1:28.553	33.797	185	29.838	223	24.918	190	234	26	8:37.560	7:32.079	172	36.176	198	29.305	186	
12	1:28.827	33.979	186	29.851	221	24.997	191	234	27	1:43.859	38.935	178	35.079	213	29.845	187	201
13	1:35.115	33.953	186	29.858	222	31.304	57	234	28	1:48.733	43.070	176	35.908	213	29.755	186	225
14	12:57.032	11:58.972	181	32.239	218	25.821	189		29	1:42.729	38.928	175	34.858	214	28.943	186	227
15	1:29.691	34.322	186	30.324	222	25.045	191	232	30	1:53.566	37.876	178	35.382	213	40.308	55	229

2 Schmidt, AUT / Haase, DEU									theoretical besttime: 1:27.343								
1	22:19.083	21:18.657	182	32.070	177	28.356	191		21	1:28.181	33.711	185	29.615	221	24.855	190	232
2	1:28.339	33.722	183	29.826	222	24.791	191	233	22	1:27.993	33.530	186	29.657	222	24.806	189	234
3	1:35.762	33.644	184	29.725	222	32.393	57	234	23	1:28.057	33.588	185	29.722	222	24.747	191	233
4	3:56.064	3:01.336	185	29.979	221	24.749	190		24	1:36.907	33.545	185	30.221	221	33.141	57	233
5	1:28.336	33.674	185	29.555	224	25.107	190	233	25	2:24.579	1:24.744	184	30.119	222	29.716	191	
6	1:27.815	33.694	184	29.464	222	24.657	190	233	26	1:54.586	33.596	186	29.716	216	51.274	48	234
7	1:34.947	33.513	185	29.552	222	31.882	57	234	27	5:13.164	4:15.001	180	32.304	215	25.859	187	
8	6:22.985	5:24.653	183	31.674	219	26.658	189		28	1:35.585	36.796	182	30.724	218	28.065	191	228
9	1:31.444	33.996	187	32.319	220	25.129	189	232	29	1:28.601	33.888	185	29.846	221	24.867	191	234
10	1:38.419	33.900	186	30.349	221	34.170	57	232	30	1:40.826	33.914	186	30.146	220	36.766	57	233
11	6:54.825	5:52.032	117	34.977	174	27.816	188		31	13:04.326	11:57.034	173	37.005	186	30.287	181	
12	1:35.189	35.354	183	33.001	143	26.834	188	230	32	1:43.570	38.812	172	35.645	208	29.113	182	197
13	1:33.168	36.815	121	31.408	221	24.945	191	229	33	1:46.208	39.091	177	34.714	208	32.403	183	196
14	1:29.418	33.711	185	29.685	223	26.022	191	234	34	1:58.248	39.828	177	37.820	168	40.600	57	226
15	1:27.843	33.601	186	29.549	223	24.693	189	234	35	8:29.120	7:22.436	174	36.571	192	30.113	183	
16	1:27.872	33.548	186	29.704	222	24.620	191	234	36	1:46.475	40.681	177	35.801	203	29.993	184	199
17	1:27.614	33.355	185	29.735	221	24.524	190	234	37	1:44.502	38.801	178	35.635	206	30.066	183	220
18	1:27.747	33.554	186	29.566	222	24.627	190	234	38	1:47.887	38.801	157	37.771	203	31.315	185	224
19	1:36.095	33.531	186	29.726	221	32.838	57	233	39	1:58.185	41.558	175	35.851	176	40.776	48	227
20	5:28.585	4:33.264	184	30.412	220	24.909	190										

3 Pommer, DEU / van der Linde, ZAF									theoretical besttime: 1:29.486								
1	5:28.795	4:21.962	130	37.175	164	29.658	166		6	1:29.519	33.959	185	30.418	222	25.142	191	234
2	1:38.439	38.942	180	33.025	220	26.472	183	179	7	1:38.063	34.193	185	30.385	222	33.485	55	234
3	1:54.204	37.901	140	36.189	186	40.114	45	183	8	13:14.342	12:12.078	146	34.652	174	27.612	174	
4	13:35.188	12:37.674	168	31.755	218	25.759	190		9	1:36.058	36.164	154	32.833	220	27.061	175	206
5	1:30.053	34.277	186	30.481	222	25.295	191	233	10	1:50.017	41.198	147	33.586	221	35.233	54	164

4 Marschall, DEU / Niederhauser, CHE									theoretical besttime: 1:27.033								
1	4:55.637	3:52.896	156	35.296	197	27.445	187		23	3:57.567	2:56.153	160	34.256	219	27.158	188	
2	1:31.425	35.341	185	30.912	221	25.172	190	211	24	1:35.091	36.863	133	32.586	189	25.642	192	232
3	1:38.568	33.951	186	29.964	222	34.653	58	233	25	1:32.263	33.751	187	29.500	223	29.012	191	234
4	14:16.232	13:20.169	183	30.903	221	25.160	192		26	1:27.575	33.565	186	29.475	222	24.535	191	234
5	1:29.073	34.038	186	29.952	223	25.083	192	234	27	1:27.353	33.421	187	29.139	225	24.793	191	234
6	1:28.705	33.798	186	29.981	222	24.926	192	235	28	1:33.922	33.510	186	32.722	219	27.690	191	235
7	1:28.312	33.627	187	29.765	224	24.920	192	235	29	1:27.476	33.562	186	29.441	224	24.473	192	235
8	1:37.772	34.041	186	29.904	223	33.827	57	234	30	1:29.105	33.774	185	29.887	223	25.444	192	235
9	5:53.525	4:52.248	172	34.193	192	27.084	186		31	1:27.436	33.525	183	29.400	223	24.511	191	234
10	1:31.692	35.842	184	30.637	203	25.213	186	193	32	1:28.334	33.722	187	29.920	222	24.692	192	235
11	1:31.365	36.025	183	30.068	220	25.272	191	223	33	1:28.151	33.702	188	29.752	223	24.697	192	235
12	1:27.513	33.626	186	29.399	222	24.488	192	234	34	1:27.955	33.756	186	29.564	222	24.635	191	235
13	1:27.980	33.798	185	29.502	223	24.680	192	235	35	1:27.913	33.777	187	29.480	223	24.656	192	235
14	1:30.302	33.842	183	30.698	222	25.762	190	235	36	1:28.028	33.768	187	29.530	223	24.730	192	235
15	1:37.611	33.919	186	29.736	223	33.956	58	234	37	1:28.167	33.801	186	29.627	223	24.739	192	236
16	7:41.282	6:44.548	183	31.528	219	25.206	191		38	1:28.123	33.697	187	29.626	222	24.800	192	236





ADAC GT Masters

Sector List Testsession 6



Provisional

Motorsportarena Oschersleben, Length: 3696m

Air temperature: 14.59°C

Track temperature: 16.41°C

Weather condition: Dry

DMSB Reg. Nr.:

Wednesday, April 12, 2017 15:45:00

Lap	Time	SE1	SP1	SE2	SP2	SE3	SP3	TSP	Lap	Time	SE1	SP1	SE2	SP2	SE3	SP3	TSP
17	1:28.737	33.862	185	29.806	222	25.069	191	233	39	1:40.537	33.831	187	29.839	222	36.867	58	235
18	1:28.404	33.956	185	29.650	222	24.798	190	234	40	37:03.243	35:50.216	112	41.044	178	31.983	184	
19	1:28.508	33.931	185	29.911	222	24.666	191	233	41	1:47.956	41.258	178	36.470	208	30.228	185	196
20	1:28.090	33.909	186	29.520	222	24.661	191	234	42	1:44.481	39.072	180	35.442	213	29.967	187	214
21	1:27.490	33.599	185	29.410	223	24.481	191	234	43	1:44.297	38.875	176	35.169	214	30.253	187	227
22	1:40.223	34.138	186	30.661	223	35.424	58	235	44	1:55.043	38.402	181	34.954	215	41.687	58	225

6 Spengler, DEU / Zanella, CHE

theoretical besttime: 1:27.873

1	33:25.340	32:22.452	164	35.392	199	27.496	187		16	1:29.044	33.929	186	30.043	222	25.072	192	233
2	1:34.222	35.726	183	31.450	214	27.046	192	229	17	1:29.183	33.946	186	30.126	222	25.111	190	235
3	1:29.733	34.370	185	30.265	223	25.098	192	232	18	1:29.455	34.096	185	30.178	223	25.181	191	235
4	1:28.485	33.670	187	29.994	223	24.821	192	234	19	1:29.837	34.270	188	30.250	221	25.317	191	234
5	1:27.905	33.499	186	29.598	223	24.808	192	235	20	1:29.650	34.154	186	30.232	222	25.264	191	234
6	1:27.963	33.476	186	29.688	223	24.799	191	234	21	1:38.219	34.080	186	30.933	222	33.206	49	235
7	1:32.225	33.670	187	32.657	211	25.898	192	234	22	6:49.384	5:53.262	184	30.801	222	25.321	192	
8	1:40.865	33.667	184	31.850	222	35.348	48	234	23	1:29.295	34.067	185	30.146	222	25.082	192	236
9	8:07.327	7:11.334	184	30.581	221	25.412	191		24	1:30.180	34.213	186	30.507	221	25.460	191	236
10	1:29.582	34.088	186	30.223	221	25.271	191	234	25	1:38.906	35.360	186	30.395	221	33.151	49	235
11	1:29.731	34.054	186	30.354	221	25.323	190	234	26	3:21.516	2:24.843	183	31.270	221	25.403	191	
12	1:29.304	33.967	186	30.179	222	25.158	191	234	27	1:29.895	34.175	185	30.336	221	25.384	191	235
13	1:29.462	34.085	186	30.159	222	25.218	191	235	28	1:29.953	34.163	186	30.411	222	25.379	191	234
14	1:29.332	34.116	187	30.079	222	25.137	192	234	29	1:47.327	34.301	185	33.289	210	39.737	48	234
15	1:29.146	33.898	187	30.118	222	25.130	190	235									

7 Siedler, AUT / Mapelli, ITA

theoretical besttime:

1	1:26:18.78	1:25:02.12	180	35.414	158	41.250	48		2	15:56.455	14:23.515	119	44.961	155	47.979	48	
---	------------	------------	------------	---------------	------------	--------	----	--	---	-----------	-----------	-----	--------	-----	--------	----	--

8 Ahlin-Kottulinsky, SWE / Feller, CHE

theoretical besttime: 1:28.376

1	50:28.280	49:30.430	181	32.311	220	25.539	189		14	1:29.329	34.169	185	30.140	224	25.020	193	237
2	1:29.904	34.329	186	30.345	221	25.230	190	233	15	1:46.726	34.029	186	30.213	223	42.484	59	237
3	1:29.694	34.126	186	30.435	222	25.133	192	235	16	6:42.596	5:05.311	115	51.924	106	45.361	177	
4	1:28.792	33.866	187	30.112	222	24.814	192	235	17	2:21.287	47.120	169	43.949	158	50.218	59	144
5	1:28.466	33.790	187	29.851	223	24.825	192	235	18	21:27.441	20:09.490	141	42.611	162	35.340	181	
6	1:28.468	33.740	188	29.934	223	24.794	191	237	19	2:14.871	44.166	154	40.547	172	50.158	59	185
7	1:29.144	34.063	182	30.088	223	24.993	191	235	20	3:59.283	2:46.064	156	41.375	147	31.844	183	
8	1:28.472	33.825	187	29.862	223	24.785	192	235	21	1:46.837	39.747	180	36.097	210	30.993	186	217
9	1:37.070	33.862	188	30.063	223	33.145	58	234	22	1:44.809	38.748	180	36.143	214	29.918	186	225
10	14:32.732	13:36.747	183	30.737	222	25.248	193		23	1:43.615	38.711	181	35.343	211	29.561	187	226
11	1:29.920	34.288	184	30.416	222	25.216	193	236	24	1:43.522	38.583	181	35.343	215	29.596	186	228
12	1:29.580	34.124	186	30.338	222	25.118	194	236	25	1:43.258	38.659	180	35.005	216	29.594	186	230
13	1:29.699	34.197	184	30.339	224	25.163	193	236	26	1:56.687	38.470	181	35.102	213	43.115	59	230

9 Erhart, DEU / Höher, AUT

theoretical besttime: 1:28.423

1	6:30.516	5:19.183	148	38.931	110	32.402	185		10	1:56.394	42.463	173	40.740	117	33.191	183	185
2	1:51.997	36.077	184	31.675	220	44.245	59	230	11	1:48.890	41.168	176	37.389	210	30.333	185	191
3	14:10.332	13:12.825	179	31.849	219	25.658	190		12	1:49.780	40.473	175	38.680	202	30.627	184	196
4	1:28.961	34.259	186	29.885	223	24.817	192	233	13	1:45.915	39.586	179	36.096	212	30.233	185	220
5	1:28.511	33.911	185	29.708	224	24.892	190	234	14	1:45.279	39.054	179	35.939	213	30.286	185	226
6	1:28.894	33.961	186	29.850	224	25.083	189	234	15	1:44.651	38.937	179	35.920	210	29.794	185	229
7	1:28.822	33.898	186	30.069	222	24.855	190	233	16	1:46.694	39.089	177	36.800	183	30.805	185	226
8	1:40.757	34.749	183	30.900	222	35.108	59	233	17	1:45.538	39.345	179	35.748	213	30.445	185	227
9	1:25:45.65	1:24:30.98	153	42.054	166	32.611	182		18	1:57.225	39.170	178	36.240	209	41.815	58	227

13 Barth, DEU / Hackländer, DEU

theoretical besttime: 1:28.386

1	38:38.841	37:39.842	161	33.094	224	25.905	194		12	1:28.899	34.004	190	29.875	225	25.020	195	235
2	1:29.293	34.137	189	30.102	225	25.054	196	235	13	1:28.759	34.044	191	29.727	225	24.988	195	236
3	1:29.735	34.060	188	30.547	226	25.128	194	235	14	1:37.592	34.389	189	30.347	225	32.856	59	236
4	1:40.814	34.212	182	32.530	213	34.072	58	234	15	5:17.575	4:20.883	188	31.049	224	25.643	198	
5	8:22.760	7:26.976	189	30.479	223	25.305	196		16	1:30.152	34.442	188	30.191	225	25.519	195	237
6	1:28.814	34.078	189	29.860	225	24.876	197	237	17	1:29.573	34.070	190	30.165	225	25.338	196	237
7	1:28.540	33.970	191	29.745	226	24.825	195	236	18	1:29.198	34.115	189	29.992	226	25.091	199	238
8	1:28.555	33.965	190	29.790	225	24.800	196	237	19	1:29.470	34.169	189	30.069	226	25.232	196	238

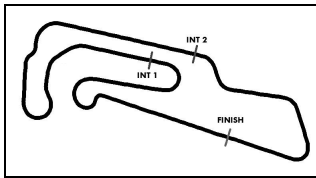
ver: 1.0

www.adac.de/motorsport

Page 2/ 6 printed: 12.4.2017 17:59

CERTINA

SWISS WATCHES



ADAC GT Masters

Sector List Testsession 6



Provisional

Motorsportarena Oschersleben, Length: 3696m

Air temperature: 14.59°C

Track temperature: 16.41°C

Weather condition: Dry

DMSB Reg. Nr.:

Wednesday, April 12, 2017 15:45:00

Lap	Time	SE1	SP1	SE2	SP2	SE3	SP3	TSP	Lap	Time	SE1	SP1	SE2	SP2	SE3	SP3	TSP
9	1:28.550	33.859	191	29.773	225	24.918	196	238	20	1:29.278	34.040	189	30.059	225	25.179	197	238
10	1:39.518	33.983	191	30.077	226	35.458	59	240	21	1:47.340	37.644	153	34.098	173	35.598	59	185
11	7:17.625	6:21.809	188	30.523	223	25.293	195										

17 Jaminet, FRA / Ammermüller, DEU

theoretical besttime: 1:27.088

1	22:13.400	21:16.839	185	31.150	223	25.411	194		19	9:58.007	8:59.495	189	31.221	180	27.291	196	
2	1:28.540	33.855	190	29.735	228	24.950	195	237	20	1:27.619	33.522	190	29.594	227	24.503	197	238
3	1:27.952	33.590	191	29.580	228	24.782	195	239	21	1:27.100	33.272	192	29.332	229	24.496	196	240
4	1:28.192	33.599	191	29.657	227	24.936	194	239	22	1:27.393	33.264	191	29.444	228	24.685	197	240
5	1:27.991	33.529	191	29.580	228	24.882	194	238	23	1:38.101	33.778	191	30.415	226	33.908	56	240
6	1:28.218	33.667	191	29.655	228	24.896	195	238	24	10:18.128	9:22.994	188	30.273	226	24.861	197	
7	1:28.373	33.499	191	29.860	227	25.014	194	239	25	1:27.893	33.586	191	29.651	227	24.656	197	239
8	1:28.650	33.819	191	29.796	226	25.035	194	238	26	1:41.063	33.564	191	30.450	192	37.049	56	239
9	1:28.278	33.617	192	29.847	228	24.814	196	239	27	23:21.829	22:14.834	175	37.530	198	29.465	190	
10	1:28.635	33.787	191	29.773	227	25.075	194	239	28	1:41.904	38.173	181	34.932	218	28.799	189	209
11	1:28.733	33.851	191	29.976	227	24.906	195	238	29	1:42.943	38.227	181	35.087	192	29.629	192	229
12	1:37.229	33.589	191	29.830	228	33.810	56	238	30	1:41.563	37.685	184	34.832	215	29.046	192	224
13	12:49.349	11:36.820	111	40.295	109	32.234	188		31	1:50.859	37.347	183	35.023	214	38.489	54	235
14	1:36.855	38.155	185	33.059	225	25.641	193	182	32	6:22.965	5:17.158	182	35.574	215	30.233	189	
15	1:27.807	33.656	191	29.456	226	24.695	196	234	33	1:42.887	38.072	183	35.279	208	29.536	192	220
16	1:27.436	33.326	191	29.340	227	24.770	193	239	34	1:42.733	37.618	185	35.150	213	29.965	189	235
17	1:28.518	33.260	192	29.555	227	25.703	197	238	35	1:52.840	38.083	183	35.117	203	39.640	55	230
18	1:37.345	33.476	192	29.537	226	34.332	56	239									

18 de Leener, BEL / Friedrich, DEU

theoretical besttime: 1:29.435

1	8:13.582	7:03.862		31.849	228	37.871			7	1:40.947	34.589		30.728	227	35.630		
2	14:13.671				207	26.031			8	4:50.145	3:45.392	98	37.636	217	27.117	203	
3	1:31.279	34.728		30.552	228	25.999			9	1:34.453	35.217		33.280	164	25.956	194	
4	1:30.733				230	25.683			10	1:30.100				225	25.830	194	
5	1:32.471	35.849		30.950	232	25.672	204		11	1:29.435	34.010		30.054	229	25.371	194	
6	1:31.244	34.753		30.768	229	25.723			12	13:12.051				115	44.647		

19 Companc, ARG / Bortolotti, ITA

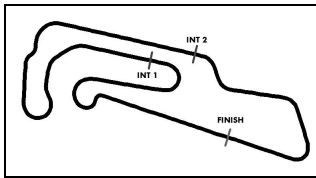
theoretical besttime: 1:30.260

1	2:53.104	1:43.371	130	40.372	160	29.361	183		3	1:32.507	36.036	184	30.958	225	25.513	194	235
2	1:42.349	39.995	136	35.285	209	27.069	189	220	4		33.789	187					236

20 Rogivue, CHE / Sylvest, DNK

theoretical besttime: 1:28.219

1	22:25.805	21:30.204	185	30.497	221	25.104	191		24	3:53.015	2:56.868	188	30.638	221	25.509	191	
2	1:28.713	34.078	187	29.809	223	24.826	192	232	25	1:29.924	34.223	187	30.299	222	25.402	192	234
3	1:28.361	33.832	187	29.662	223	24.867	192	234	26	2:11.256	57.899	182	33.874	218	39.483	53	234
4	1:28.341	33.767	188	29.647	224	24.927	192	234	27	2:09.856	54.634	183	35.057	213	40.165	56	
5	1:37.797	34.240	187	30.289	224	33.268	52	233	28	2:10.598	54.883	167	35.492	210	40.223	50	
6	22:03.040	21:05.946	186	31.727	220	25.367	192		29	3:20.634	2:01.762	177	37.903	199	40.969	57	
7	1:30.025	34.522	188	30.455	222	25.048	193	233	30	2:55.141	1:44.267	174	38.947	204	31.927	181	
8	1:29.122	34.127	188	30.041	222	24.954	193	234	31	2:01.960	40.805	177	38.808	181	42.347	52	217
9	1:29.035	33.932	188	30.114	223	24.989	193	233	32	3:33.457	2:28.997	176	35.495	210	28.965	186	
10	1:28.626	33.768	189	29.955	224	24.903	192	235	33	1:42.199	38.247	180	34.795	212	29.157	187	227
11	1:38.089	34.017	189	30.123	223	33.949	52	235	34	1:41.787	37.542	182	35.391	213	28.854	187	229
12	4:06.184	3:10.726	188	30.349	222	25.109	192		35	1:50.835	37.099	183	34.996	215	38.740	52	229
13	1:28.847	33.995	188	29.899	223	24.953	192	233	36	4:02.944	2:56.993	180	35.891	211	30.060	187	
14	1:28.933	34.010	188	29.929	223	24.994	192	234	37	1:43.222	38.701	183	35.166	215	29.355	187	229
15	1:37.756	33.967	189	30.023	223	33.766	53	234	38	1:42.725	38.248	182	35.098	215	29.379	187	227
16	2:32.549	1:37.561	189	29.977	224	25.011	194		39	1:42.294	37.766	183	35.288	215	29.240	187	229
17	1:28.684	33.746	189	30.000	223	24.938	193	235	40	1:42.340	37.830	182	35.194	213	29.316	185	229
18	1:40.616	33.863	189	29.973	225	36.780	52	234	41	1:41.551	37.638	183	34.616	215	29.297	188	228
19	4:25.056	3:26.968	187	30.316	223	27.772	192		42	1:41.737	37.786	183	34.887	215	29.064	187	229
20	1:29.323	34.154	189	30.131	221	25.038	193	233	43	1:42.274	37.846	179	34.889	213	29.539	187	228
21	1:28.898	34.064	189	29.912	222	24.922	192	235	44	1:42.843	38.488	176	34.895	216	29.460	185	226
22	1:29.237	33.885	189	30.328	223	25.024	193	234	45		38.304	178	34.660	215			
23	1:38.171	34.195	188	30.061	223	33.915	51	234									



ADAC GT Masters

Sector List Testsession 6



Provisional

Motorsportarena Oschersleben, Length: 3696m

Air temperature: 14.59°C

Track temperature: 16.41°C

Weather condition: Dry

DMSB Reg. Nr.:

Wednesday, April 12, 2017 15:45:00

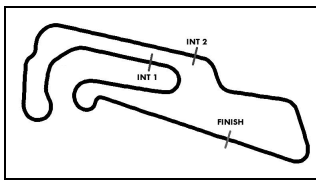
Lap	Time	SE1	SP1	SE2	SP2	SE3	SP3	TSP	Lap	Time	SE1	SP1	SE2	SP2	SE3	SP3	TSP
22 Lips, CHE / Huisman, NLD									theoretical besttime: 1:29.303								
1	38:17.161	37:17.370	183	33.420	223	26.371	194		11	1:29.539	33.972	192	30.123	227	25.444	196	239
2	1:37.356	34.616	192	36.681	174	26.059	194	237	12	1:29.352	34.005	190	30.031	229	25.316	196	239
3	1:33.342	34.513	178	33.169	226	25.660	196	236	13	1:44.502	34.071	192	30.982	222	39.449	50	239
4	1:32.159	34.176	173	32.481	230	25.502	196	238	14	5:04.820	4:08.937	189	30.511	226	25.372	195	
5	1:59.346	38.822	124	37.013	167	43.511	58	204	15	1:30.062	34.044	192	30.295	227	25.723	195	239
6	6:52.179	5:55.384	190	31.023	225	25.772	194		16	1:43.078	34.270	187	31.534	225	37.274	58	239
7	1:30.317	34.362	190	30.463	228	25.492	197	240	17	5:47.299	4:51.064	188	30.628	227	25.607	195	
8	1:40.375	34.099	190	30.387	228	35.889	58	240	18	1:30.507	34.526	190	30.250	228	25.731	194	240
9	6:18.588	5:22.746	188	30.320	227	25.522	194		19	1:44.312	34.197	189	30.451	227	39.664	57	240
10	1:29.399	33.983	191	30.116	228	25.300	195	238									

23									theoretical besttime: 1:31.054								
1	37:08.618	36:00.745	126	38.156	148	29.717	192		7	1:38.386	34.688	191	37.099	225	26.599	197	239
2	1:34.905	36.147	188	31.911	226	26.847	195	236	8	1:31.343	34.586	190	30.702	226	26.055	193	239
3	1:31.743	34.844	188	30.857	226	26.042	196	238	9	1:31.415	34.664	189	30.751	226	26.000	194	238
4	1:31.962	34.771	190	31.185	226	26.006	195	239	10	1:31.117	34.528	190	30.627	227	25.962	192	239
5	1:46.618	37.507	186	31.908	225	37.203	54	238	11	1:31.271	34.683	191	30.564	226	26.024	190	238
6	7:07.449	6:07.868	147	33.046	225	26.535	196		12	1:41.671	34.906	188	31.231	225	35.534	58	237

24 Salaquarda, CZE / Winkelhock, DEU									theoretical besttime: 1:27.763								
1	1:19:09.32	1:18:04.29	174	36.692	178	28.335	171		5	1:28.104	33.719	185	29.610	221	24.775	190	233
2	1:35.170	38.021	181	31.463	209	25.686	190	157	6	1:29.591	33.608	186	30.202	219	25.781	191	233
3	1:29.205	34.123	184	30.126	220	24.956	191	232	7	1:46.730	33.922	185	31.815	220	40.993	54	233
4	1:27.948	33.792	185	29.611	220	24.545	191	233									

25 Ortmann, DEU / Stipler, DEU									theoretical besttime: 1:27.970								
1	2:55.946	1:50.371	164	37.055	187	28.520	178		20	2:31.283	1:33.515	183	31.287	210	26.481	194	
2	1:35.770	36.448	176	33.414	217	25.908	192	210	21	1:41.512	34.462	187	31.267	220	35.783	59	236
3	1:30.162	34.638	185	30.546	220	24.978	194	232	22	2:33.577	1:37.881	185	30.622	221	25.074	186	
4	1:28.382	33.891	187	29.774	223	24.717	195	234	23	1:36.110	34.040	187	30.043	223	32.027	59	234
5	1:52.590	37.272	148	36.467	175	38.851	59	236	24	2:35.436	1:38.795	183	30.944	221	25.697	194	
6	12:47.034	11:49.045	181	32.210	219	25.779	193		25	1:42.781	34.479	187	30.396	221	37.906	57	236
7	1:29.022	34.017	185	30.014	223	24.991	193	234	26	2:43.403	1:41.379	186	30.133	222	31.891	59	
8	1:28.295	33.748	187	29.748	223	24.799	194	236	27	9:54.998	8:53.106	177	34.920	189	26.972	190	
9	1:28.213	33.574	188	29.679	223	24.960	194	236	28	1:31.629	35.004	186	31.116	219	25.509	194	221
10	1:28.253	33.613	187	29.775	224	24.865	193	235	29	1:29.478	34.168	187	30.100	222	25.210	194	235
11	1:28.666	34.002	187	29.794	223	24.870	194	236	30	1:29.262	34.104	187	30.105	222	25.053	195	236
12	1:29.481	33.712	187	30.798	223	24.971	186	237	31	1:28.955	33.861	188	29.981	221	25.113	194	237
13	1:28.467	33.769	187	29.750	223	24.948	193	238	32	1:30.687	33.984	188	30.646	219	26.057	193	236
14	1:28.355	33.763	187	29.738	222	24.854	194	236	33	1:46.803	36.233	184	32.508	193	38.062	59	229
15	1:39.710	33.915	188	30.034	221	35.761	59	235	34	36:36.744	35:19.466	128	43.789	155	33.489	173	
16	14:38.818	13:39.513	180	32.331	218	26.974	192		35	1:53.082	41.903	161	39.570	166	31.609	181	186
17	1:30.624	34.806	186	30.503	222	25.315	194	232	36	1:48.658	40.945	177	37.122	201	30.591	184	214
18	1:29.723	34.457	187	30.247	221	25.019	194	236	37	1:59.919	39.400	179	36.767	204	43.752	58	229
19	1:36.410	34.065	187	30.192	222	32.153	59	236									

26 Asch, DEU / Mücke, DEU									theoretical besttime: 1:27.860								
1	30:28.944	29:26.269	172	34.518	180	28.157	182		14	15:42.967	14:46.323	179	31.100	218	25.544	186	
2	1:36.837	37.856	180	32.099	192	26.882	184	182	15	1:29.285	34.159	183	30.001	219	25.125	187	226
3	1:31.808	35.616	183	30.572	217	25.620	188	199	16	1:28.720	33.866	184	29.898	218	24.956	189	228
4	1:30.351	34.608	184	30.427	218	25.316	187	226	17	1:28.402	33.797	184	29.818	219	24.787	189	228
5	1:28.872	34.021	183	29.900	219	24.951	188	226	18	1:38.087	33.817	185	29.816	219	34.454	57	228
6	1:28.457	33.888	183	29.866	220	24.703	189	227	19	13:19.240	11:57.177	169	40.211	192	41.852	58	
7	1:28.148	33.661	184	29.744	220	24.743	189	229	20	5:21.322	4:03.419	173	37.675	193	40.228	58	
8	1:27.860	33.586	184	29.598	219	24.676	189	227	21	2:59.775	1:45.276	172	36.985	197	37.514	59	
9	1:41.646	33.717	185	31.028	221	36.901	53	228	22	2:55.012	1:41.161	176	36.157	206	37.694	57	
10	10:37.324	9:41.366	182	30.728	218	25.230	188		23	2:51.282	1:39.736	178	35.534	209	36.012	58	
11	1:29.095	34.170	184	30.021	219	24.904	188	227	24	2:53.670	1:41.337	177	35.365	207	36.968	58	
12	1:28.454	33.913	185	29.694	220	24.847	187	227	25	2:53.077	1:40.291	178	35.897	209	36.889	59	
13	1:39.316	34.816	183	30.566	219	33.934	59	228									



ADAC GT Masters

Sector List Testsession 6

Provisional



Motorsportarena Oschersleben, Length: 3696m

Air temperature: 14.59°C

Track temperature: 16.41°C

Weather condition: Dry

DMSB Reg. Nr.:

Wednesday, April 12, 2017 15:45:00

Lap	Time	SE1	SP1	SE2	SP2	SE3	SP3	TSP	Lap	Time	SE1	SP1	SE2	SP2	SE3	SP3	TSP
-----	------	-----	-----	-----	-----	-----	-----	-----	-----	------	-----	-----	-----	-----	-----	-----	-----

77 Gounon, FRA / Keilwitz, DEU

theoretical besttime: 1:27.397

1	30:56.405	29:49.225	182	32.496	225	34.684	58		15	7:01.565	5:54.069	138	38.498	171	28.998	182	
2	3:57.657	3:02.015	188	30.515	230	25.127	197		16	1:33.727	37.170	175	31.134	223	25.423	194	217
3	1:28.993	34.072	189	29.733	222	25.188	196	235	17	1:27.540	33.643	192	29.395	228	24.502	200	238
4	1:28.115	33.845	192	29.571	233	24.699	197	235	18	1:29.071	33.703	193	30.389	227	24.979	195	239
5	1:28.327	33.718	190	29.670	225	24.939	196	238	19	1:27.637	33.629	193	29.456	223	24.552	197	238
6	1:28.410	33.861	191	29.677	223	24.872	197	236	20	1:27.562	33.564	194	29.451	230	24.547	197	238
7	1:36.903	33.964	193	30.805	227	32.134	59	237	21	1:27.642	33.500	193	29.525	228	24.617	193	239
8	8:12.782	7:16.948	192	30.623	224	25.211	197		22	1:28.848	33.697	194	30.053	230	25.098	198	239
9	1:28.533	33.946	192	29.655	227	24.932	197	237	23	1:35.889	33.744	193	29.680	229	32.465	59	240
10	1:28.482	33.810	193	29.707	226	24.965	194	239	24	21:41.763	20:37.246	183	35.374	213	29.143	187	
11	1:36.105	33.855	191	29.903	228	32.347	59	237	25	1:41.352	37.966	187	34.680	221	28.706	192	229
12	8:34.889	7:38.854	190	30.764	224	25.271	197		26	1:41.710	37.687	186	35.062	220	28.961	194	234
13	1:29.182	34.185	192	29.962	224	25.035	197	237	27	1:42.138	37.837	188	35.367	211	28.934	193	234
14	1:36.214	33.987	191	29.936	227	32.291	59	237	28	1:52.170	37.621	188	34.849	223	39.700	59	234

98 Häring, DEU / Estre, FRA

theoretical besttime: 1:27.908

1	39:17.110	38:16.179	180	34.451	208	26.480	193		10	1:28.499	33.738	191	29.859	227	24.902	196	239
2	1:32.772	34.889	188	32.307	226	25.576	194	235	11	1:42.227	33.787	191	30.771	226	37.669	56	239
3	1:30.019	33.984	188	30.827	226	25.208	195	237	12	8:05.641	7:07.524	188	31.761	219	26.356	196	
4	1:45.142	33.879	191	32.141	223	39.122	54	237	13	1:28.908	33.776	190	29.783	226	25.349	194	238
5	6:11.353	5:14.275	186	31.297	225	25.781	194		14	1:28.370	33.728	192	29.757	227	24.885	196	238
6	1:28.784	33.610	191	30.088	226	25.086	196	236	15	1:27.948	33.440	192	29.696	228	24.812	196	240
7	1:28.255	33.601	191	29.698	227	24.956	195	240	16	1:28.319	33.722	191	29.656	228	24.941	197	240
8	1:28.478	33.843	189	29.796	227	24.839	196	238	17	1:39.249	33.541	190	30.227	226	35.481	55	240
9	1:28.126	33.548	192	29.714	227	24.864	195	239									

99 Renauer, DEU / Müller, DEU

theoretical besttime: 1:27.437

1	25:57.794	25:00.934	182	31.481	223	25.379	193		9	1:36.262	33.256	189	30.870	227	32.136	57	237
2	1:28.429	33.733	189	29.725	225	24.971	194	236	10	10:29.144	9:33.509	189	30.544	224	25.091	196	
3	1:28.155	33.679	188	29.703	225	24.773	193	236	11	1:28.354	33.780	191	29.652	226	24.922	196	237
4	1:28.425	33.503	188	30.070	227	24.852	194	237	12	1:28.343	33.566	191	29.910	225	24.867	196	237
5	1:40.747	33.876	189	29.646	226	37.225	55	236	13	1:41.708	34.295	189	32.880	101	34.533	194	237
6	5:43.339	4:48.917	188	29.747	227	24.675	194		14	1:30.948	35.353	190	30.356	226	25.239	194	203
7	1:27.738	33.520	190	29.506	227	24.712	194	238	15	1:39.595	34.114	189	30.728	201	34.753	54	237
8	1:27.803	33.365	190	29.570	225	24.868	195	236									