

# Testtag ADAC GT4 Germany

## Sector List Test Session 3



Provisional

Motorsportarena Oschersleben, Length: 3667m

Air temperature: 9.06°C

Track temperature: 7.8°C

Weather condition: Dry

DMSB Reg. Nr.:

Thursday, November 5, 2020 16:00:00

Lap	Id	Time	SE1	SP1	SE2	SP2	SE3	SP3	TSP	Lap	Id	Time	SE1	SP1	SE2	SP2	SE3	SP3	TSP
<b>2 Schrey, DEU(#1) / Piana, ITA(#2)</b>										<b>theoretical besttime: 1:32.129</b>									
1	1	2:13.076	1:07.610	162	36.534	200	28.932	174		13	1	1:33.588	33.537	170	32.378	204	27.673	177	217
2	1	1:37.070	35.330	170	33.616	202	28.124	177	214	14	1	1:32.753	33.532	173	32.432	204	26.789	178	218
3	1	1:36.508	34.428	169	33.606	204	28.474	178	216	15	1	1:51.418	33.522	171	33.486	204	44.410	57	219
4	1	1:33.276	33.950	168	32.475	204	26.851	177	217	16	1	3:29.377	2:12.403	171	32.808	203	44.166	57	
5	1	1:32.716	33.371	172	32.390	204	26.955	175	216	17	1	3:11.163	2:09.994	169	33.668	201	27.501	177	
6	1	1:33.403	33.514	170	32.983	204	26.906	177	216	18	1	2:09.621	33.870	170	32.629	204	1:03.122	45	216
7	1	1:32.629	33.334	173	32.368	204	26.927	177	217	19	1	4:40.506	3:39.206	168	33.033	203	28.267	178	
8	1	<b>1:32.291</b>	33.448	171	<b>32.080</b>	204	26.763	177	216	20	1	1:33.527	33.903	171	32.564	204	27.060	178	219
9	1	1:33.635	33.874	160	33.023	204	<b>26.738</b>	177	216	21	1	1:33.927	34.157	171	32.778	203	26.992	178	218
10	1	1:32.574	33.401	172	32.324	204	26.849	177	216	22	1	1:33.393	33.841	172	32.593	204	26.959	179	219
11	1	1:32.561	<b>33.311</b>	<b>173</b>	32.245	204	27.005	177	216	23	1	1:33.423	33.779	171	32.616	204	27.028	178	<b>219</b>
12	1	1:32.442	33.380	173	32.258	<b>205</b>	26.804	177	217	24	1	1:33.461	33.671	173	32.674	205	27.116	179	219

<b>3 Hürtgen, DEU(#1) / von Gartzen, DEU(#2)</b>										<b>theoretical besttime: 1:32.689</b>									
1	1	2:15.566	1:09.765	162	36.786	199	29.015	175		13	1	1:52.382	34.352	170	33.599	202	44.431	58	216
2	1	1:36.212	34.807	172	33.243	201	28.162	175	214	14	1	3:09.539	2:08.680	166	33.299	200	27.560	175	
3	1	1:36.211	34.147	169	33.525	203	28.539	176	216	15	1	1:35.124	33.931	169	33.700	202	27.493	176	216
4	1	1:33.141	33.656	171	32.477	203	27.008	175	216	16	1	1:33.625	33.798	170	32.733	201	27.094	176	215
5	1	<b>1:32.837</b>	33.518	171	32.416	203	<b>26.903</b>	175	214	17	1	2:07.933	33.612	171	32.627	193	1:01.694	54	216
6	1	1:33.373	33.460	171	32.851	202	27.062	176	215	18	1	4:22.035	3:22.135	170	32.745	202	27.155	175	
7	1	1:33.399	33.464	170	32.433	203	27.502	177	216	19	1	1:33.811	33.711	171	32.905	201	27.195	176	216
8	1	1:32.893	<b>33.452</b>	171	<b>32.334</b>	203	27.107	171	<b>216</b>	20	1	1:33.595	33.662	171	32.708	202	27.225	176	216
9	1	1:56.718	35.053	166	35.673	196	45.992	58	213	21	1	1:33.648	33.805	171	32.614	203	27.229	176	216
10	1	4:50.581	3:49.586	170	32.926	202	28.069	174		22	1	1:33.220	33.623	172	32.498	203	27.099	176	216
11	1	1:33.842	33.959	171	32.627	202	27.256	176	214	23	1	1:33.392	33.697	172	32.522	203	27.173	177	216
12	1	1:32.943	33.477	171	32.540	203	26.926	175	216										

<b>4 Eichenberg, DEU(#1) / Berets, RUS(#2)</b>										<b>theoretical besttime: 1:33.366</b>									
1	1	2:32.281	1:17.313	136	43.521	168	31.447	162		14	2	1:33.781	33.999	171	32.766	202	<b>27.016</b>	<b>177</b>	214
2	1	1:39.984	36.666	168	34.964	198	28.354	171	188	15	2	1:33.828	33.702	171	33.040	200	27.086	177	216
3	1	1:35.950	34.827	170	33.566	201	27.557	175	211	16	2	<b>1:33.577</b>	33.689	171	32.711	201	27.177	177	216
4	1	1:34.559	34.073	<b>172</b>	32.999	202	27.487	173	213	17	2	1:35.094	<b>33.656</b>	<b>171</b>	32.714	203	28.724	177	216
5	1	1:34.773	34.106	171	33.218	201	27.449	173	212	18	2	1:33.744	33.732	171	32.773	203	27.239	178	216
6	1	1:34.604	34.015	171	32.978	202	27.611	175	213	19	2	2:45.363	34.442	112	1:05.338	75	1:05.583	57	<b>218</b>
7	1	1:34.788	34.128	172	33.118	202	27.542	175	213	20	2	3:24.791	2:22.658	168	34.455	203	27.678	177	
8	1	1:35.360	34.063	171	33.083	202	28.214	177	214	21	2	1:36.262	34.335	172	34.499	201	27.428	176	217
9	1	1:36.993	35.980	169	33.514	201	27.499	175	208	22	2	1:33.740	33.727	171	32.843	203	27.170	177	216
10	1	1:52.741	34.123	170	33.253	201	45.365	57	214	23	2	1:33.796	33.922	170	<b>32.694</b>	<b>203</b>	27.180	176	216
11	2	3:32.990	2:31.112	168	34.132	203	27.746	177		24	2	1:34.378	33.960	171	32.930	204	27.488	176	217
12	2	1:37.208	34.339	171	34.834	202	28.035	176	216	25	2	1:33.809	33.823	171	32.738	203	27.248	177	216
13	2	1:34.065	34.064	170	32.750	201	27.251	174	215										

<b>5 Stingu, ROM(#1) / Solombrino, DEU(#2)</b>										<b>theoretical besttime: 1:38.905</b>									
1	1	2:45.655	1:20.800	136	47.734	123	37.121	127		12	1	1:39.777	35.593	172	35.083	203	29.101	177	209
2	1	1:59.027	44.250	164	42.214	166	32.563	174	122	13	1	<b>1:39.339</b>	<b>35.142</b>	<b>171</b>	35.147	203	29.050	176	216
3	1	1:48.999	38.812	169	39.336	201	30.851	174	189	14	1	1:40.227	35.461	173	35.749	203	29.017	177	213
4	1	1:43.155	36.710	171	36.519	204	29.926	176	214	15	1	1:40.918	37.032	173	<b>34.832</b>	<b>203</b>	29.054	178	214
5	1	1:42.669	36.737	<b>173</b>	36.408	204	29.524	176	191	16	1	1:58.482	35.472	172	35.528	202	47.482	59	218
6	1	1:42.040	36.318	171	36.117	179	29.605	<b>179</b>	216	17	1	6:37.000	5:32.120	170	35.599	199	29.281	176	
7	1	1:41.023	35.329	173	36.030	178	29.664	177	<b>218</b>	18	1	1:40.055	35.517	169	35.207	192	29.331	175	216
8	1	1:40.152	35.674	173	35.239	<b>204</b>	29.239	175	214	19	1	1:41.595	35.817	171	36.065	184	29.713	177	213
9	1	1:40.785	35.732	172	35.199	202	29.854	175	217	20	1	1:40.470	35.755	149	35.730	204	28.985	175	216
10	1	2:00.636	35.835	173	35.716	203	49.085	59	211	21	1	1:41.208	36.460	172	35.553	202	29.195	177	215
11	1	3:54.924	2:49.322	170	36.518	192	29.084	176		22	1	1:39.491	35.442	169	35.118	203	<b>28.931</b>	<b>175</b>	216

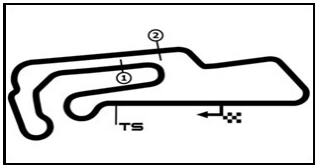
<b>9 Neumann, BUL(#1) / Bötling, DEU(#2)</b>										<b>theoretical besttime: 1:34.520</b>									
1	1	2:09.980	1:04.339	166	36.863	179	28.778	178		12	1	1:35.398	34.210	175	33.592	207	27.596	177	221
2	1	1:39.244	35.592	172	34.444	205	29.208	178	192	13	1	1:35.207	34.141	175	33.541	207	<b>27.525</b>	<b>178</b>	221
3	1	<b>1:34.890</b>	34.316	170	33.014	205	27.560	177	219	14	1	1:55.335	34.436	173	34.593	150	46.306	59	221
4	1	1:51.544	<b>34.032</b>	173	<b>32.963</b>	<b>207</b>	44.549	59	219	15	2	3:09.368	2:06.442	169	34.529	202	28.397	178	
5	1	6:26.278	5:17.839	171	38.662	139	29.777	177		16	2	2:45.065	36.196	76	1:03.356	76	1:05.513	50	221

ver: 1.0

www.adac.de/motorsport

Page 1/ 5 printed: 5.11.2020 16:50





# Testtag ADAC GT4 Germany

## Sector List Test Session 3



Provisional

Motorsportarena Oschersleben, Length: 3667m

Air temperature: 9.06°C

Track temperature: 7.8°C

Weather condition: Dry

**DMSB** Reg. Nr.:

Thursday, November 5, 2020 16:00:00

Lap	Id	Time	SE1	SP1	SE2	SP2	SE3	SP3	TSP	Lap	Id	Time	SE1	SP1	SE2	SP2	SE3	SP3	TSP
6	1	1:40.520	36.232	146	35.946	204	28.342	177	218	17	2	3:16.707	2:14.750	172	34.171	203	27.786	180	
7	1	1:37.943	35.356	174	34.100	205	28.487	176	219	18	2	1:37.270	34.569	170	34.819	201	27.882	180	221
8	1	1:39.153	36.311	174	34.511	205	28.331	176	157	19	2	1:37.013	35.280	172	33.811	205	27.922	178	221
9	1	1:37.718	35.104	174	34.310	206	28.304	176	219	20	2	1:36.725	34.632	173	34.125	205	27.968	179	221
10	1	1:36.626	34.478	175	34.221	206	27.927	179	219	21	2	1:37.410	34.740	172	34.167	205	28.503	180	222
11	1	1:35.526	34.285	174	33.539	206	27.702	179	220	22	2	1:37.873	35.152	172	34.538	205	28.183	179	197

### 13 Marschalkowski, DEU(#1) / Still, DEU(#2)

theoretical besttime: 1:33.268

1	2	2:06.419	54.438	123	40.660	170	31.321	164		11	1	1:43.461	40.068	150	35.531	189	27.862	177	127
2	2	2:06.669	37.754	157	38.609	144	50.306	59	196	12	1	1:34.776	34.023	172	33.639	202	27.114	177	216
3	1	4:53.669	3:50.458	155	35.023	200	28.188	174		13	1	2:04.920	<b>33.687</b>	<b>172</b>	<b>32.529</b>	<b>203</b>	58.704	42	<b>216</b>
4	1	1:36.274	35.023	170	33.649	203	27.602	175	214	14	1	4:28.527	3:28.141	170	33.206	203	27.180	176	
5	1	1:34.930	34.441	172	33.141	203	27.348	177	215	15	1	<b>1:33.330</b>	33.705	172	32.573	204	<b>27.052</b>	<b>177</b>	215
6	1	1:34.965	34.281	171	33.163	202	27.521	176	216	16	1	1:35.328	33.873	170	34.212	204	27.243	177	215
7	1	1:36.650	34.454	170	34.084	203	28.112	175	216	17	1	1:34.778	33.734	172	33.915	203	27.129	177	216
8	1	1:54.806	34.497	170	34.309	201	46.000	59	215	18	1	1:34.028	33.792	172	32.975	203	27.261	177	216
9	1	8:24.966	6:57.512	124	51.305	120	36.149	137		19	1	1:35.733	34.028	171	34.369	201	27.336	177	215
10	1	1:59.793	44.009	118	42.428	146	33.356	137	146										

### 14 Kreuzpointner, DEU(#1) / Kreuzpointner, DEU(#2)

theoretical besttime: 1:34.443

1	2	2:38.271	1:15.608	133	47.225	116	35.438	132		13	1	1:36.380	34.663	170	33.594	202	28.123	174	214
2	2	1:47.951	42.438	136	36.749	197	28.764	174	138	14	1	1:37.263	35.023	169	34.054	201	28.186	174	213
3	2	1:35.911	34.787	169	33.687	201	27.437	175	212	15	1	1:36.319	34.489	170	33.707	201	28.123	175	214
4	2	<b>1:34.623</b>	34.251	170	33.138	201	<b>27.234</b>	174	213	16	1	1:42.513	38.313	166	34.632	201	29.568	175	214
5	2	1:35.032	<b>34.093</b>	170	33.362	201	27.577	175	212	17	1	1:53.140	34.508	170	33.574	201	45.058	58	<b>215</b>
6	2	1:34.800	34.295	170	<b>33.116</b>	201	27.389	<b>176</b>	214	18	2	6:28.419	5:15.304	163	36.669	198	36.446	173	
7	2	1:53.286	34.498	168	33.272	<b>202</b>	45.516	58	214	19	2	1:37.096	35.049	168	34.123	201	27.924	175	212
8	1	4:07.513	3:04.688	168	34.449	198	28.376	174		20	2	1:36.921	34.679	169	34.300	201	27.942	175	214
9	1	1:36.705	34.848	169	33.404	202	28.453	175	213	21	2	1:40.841	35.235	131	37.058	200	28.548	174	215
10	1	1:36.807	34.723	170	33.640	201	28.444	173	213	22	2	1:38.368	34.725	169	34.726	199	28.917	174	213
11	1	1:36.456	35.087	<b>170</b>	33.543	202	27.826	174	202	23	2	1:38.291	34.898	169	34.694	200	28.699	175	214
12	1	1:35.593	34.517	170	33.403	201	27.673	175	214										

### 19 Tauscher, DEU(#1) / O Dey, DEU(#2)

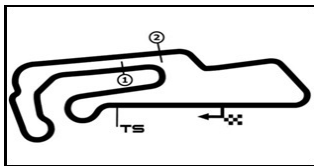
theoretical besttime: 1:32.601

1	2	2:25.397	1:15.550	156	38.854	184	30.993	172		12	2	<b>1:32.654</b>	33.357	171	<b>32.431</b>	<b>209</b>	26.866	181	223
2	2	1:41.157	37.516	167	35.049	205	28.592	177	173	13	2	1:38.261	33.663	172	33.591	204	31.007	180	<b>224</b>
3	2	1:35.203	34.134	173	33.414	208	27.655	180	219	14	2	1:32.982	<b>33.337</b>	<b>174</b>	32.651	209	26.994	180	223
4	2	1:34.980	33.844	172	33.597	207	27.539	179	221	15	2	1:34.751	33.989	173	33.064	204	27.698	179	223
5	2	1:34.749	34.066	167	33.252	208	27.431	179	220	16	2	1:34.698	33.492	173	32.933	208	28.273	179	222
6	2	1:34.298	33.789	172	33.053	207	27.456	180	221	17	2	1:33.136	33.562	173	32.741	209	<b>26.833</b>	<b>181</b>	222
7	2	1:34.611	33.980	173	33.195	207	27.436	178	222	18	2	2:19.918	33.444	173	42.927	70	1:03.547	55	223
8	2	1:59.322	34.735	164	36.955	180	47.632	55	222	19	1	4:35.189	3:13.690	170	34.309	209	47.190	55	
9	2	4:42.424	3:34.902	103	38.215	163	29.307	176		20	1	3:31.882	2:12.524	170	33.301	208	46.057	55	
10	2	1:41.242	38.478	168	34.178	205	28.586	177	200	21	2	3:39.916	2:17.474	167	34.926	206	47.516	55	
11	2	1:34.324	34.312	171	33.026	208	26.986	180	219										

### 21 Sturm, DEU(#1) / Fetzer, DEU(#2)

theoretical besttime: 1:32.235

1	1	2:19.793	1:04.989	102	40.832	125	33.972	108		11	2	1:33.886	33.951	171	32.957	207	26.978	178	220
2	1	1:45.371	41.417	114	35.853	182	28.101	<b>179</b>	142	12	2	1:49.910	33.709	173	33.012	204	43.189	59	220
3	1	1:32.781	33.477	172	32.516	207	<b>26.788</b>	178	219	13	1	5:56.183	4:56.287	171	32.746	206	27.150	179	
4	1	1:32.967	<b>33.262</b>	<b>173</b>	32.460	208	27.245	177	219	14	1	2:42.425	36.785	80	1:01.900	77	1:03.740	56	219
5	1	<b>1:32.539</b>	33.420	171	<b>32.185</b>	<b>208</b>	26.934	178	219	15	1	3:16.417	2:16.611	172	32.878	207	26.928	179	
6	1	1:50.044	33.511	168	32.552	208	43.981	59	219	16	1	1:32.750	33.415	173	32.404	208	26.931	178	<b>221</b>
7	2	7:07.785	6:07.480	167	33.310	205	26.995	178		17	1	1:33.551	33.593	172	32.934	207	27.024	178	221
8	2	1:33.507	33.834	169	32.774	206	26.899	178	219	18	1	1:33.123	33.661	173	32.605	207	26.857	178	220
9	2	1:34.999	33.971	173	33.955	204	27.073	177	219	19	1	1:49.749	33.656	172	32.560	207	43.533	59	219
10	2	1:33.692	33.665	172	32.923	207	27.104	179	219										



# Testtag ADAC GT4 Germany

## Sector List Test Session 3



Provisional

Motorsportarena Oschersleben, Length: 3667m

Air temperature: 9.06°C

Track temperature: 7.8°C

Weather condition: Dry

DMSB Reg. Nr.:

Thursday, November 5, 2020 16:00:00

Lap	Id	Time	SE1	SP1	SE2	SP2	SE3	SP3	TSP	Lap	Id	Time	SE1	SP1	SE2	SP2	SE3	SP3	TSP
<b>22 Kasperlik, DEU(#1) / Möller-Madsen, DNK(#2)</b>										<b>theoretical besttime: 1:31.969</b>									
1	1	2:10.723	1:04.146	120	37.986	200	28.591	173		11	1	1:32.955	33.207	173	32.374	209	27.374	179	221
2	1	1:38.989	35.221	170	35.719	205	28.049	177	216	12	1	1:32.519	33.383	172	32.277	209	26.859	178	221
3	1	1:52.832	34.122	169	33.036	203	45.674	59	220	13	1	1:49.493	33.234	173	32.532	208	43.727	59	221
4	1	2:55.531	1:55.010	170	33.321	206	27.200	178		14	2	4:00.596	2:27.198	170	32.472	208	1:00.926	55	
5	1	1:34.194	33.600	172	32.770	208	27.824	177	220	15	2	4:30.206	3:31.063	173	32.473	208	26.670	179	
6	1	1:33.338	33.502	172	32.714	209	27.122	178	221	16	2	<b>1:32.149</b>	<b>33.079</b>	<b>174</b>	32.295	209	26.775	179	221
7	1	1:50.945	33.528	173	33.415	208	44.002	59	221	17	2	1:32.175	33.285	175	<b>32.270</b>	<b>208</b>	<b>26.620</b>	<b>179</b>	<b>221</b>
8	1	7:21.738	6:05.446	81	43.761	124	32.531	147		18	2	1:50.116	33.166	173	32.507	209	44.443	59	<b>222</b>
9	1	1:38.580	36.656	170	34.609	205	27.315	177	170	19	2	3:10.369	2:09.809	171	32.488	209	28.072	182	
10	1	1:32.502	33.406	171	32.382	<b>209</b>	26.714	178	220										

Lap	Id	Time	SE1	SP1	SE2	SP2	SE3	SP3	TSP	Lap	Id	Time	SE1	SP1	SE2	SP2	SE3	SP3	TSP
<b>23 Falkenbach, DEU(#1) / Piro, DEU(#2)</b>										<b>theoretical besttime: 1:31.738</b>									
1	2	3:07.519	2:02.015	158	36.414	190	29.090	170		12	1	1:34.223	33.554	171	33.853	198	26.816	175	211
2	2	1:38.062	37.245	167	33.234	197	27.583	174	197	13	1	1:35.972	35.246	166	33.768	198	26.958	174	<b>211</b>
3	2	1:34.140	35.062	168	32.307	199	26.771	174	208	14	1	1:33.204	33.581	169	32.763	198	26.860	173	210
4	2	1:31.834	33.380	170	<b>31.968</b>	200	26.486	174	208	15	1	1:32.943	33.512	168	32.364	198	27.067	174	209
5	2	1:35.707	33.500	171	33.015	186	29.192	175	208	16	1	1:33.102	33.598	169	32.428	198	27.076	174	210
6	2	<b>1:31.825</b>	33.423	170	32.011	<b>200</b>	<b>26.391</b>	<b>175</b>	210	17	1	1:34.836	33.592	169	32.211	198	29.033	173	209
7	2	1:58.562	33.998	169	33.827	178	50.737	47	210	18	1	1:34.423	34.169	170	32.697	199	27.557	174	207
8	1	3:11.673	2:09.834	167	34.145	196	27.694	173		19	1	2:47.431	36.454	78	1:01.887	72	1:09.090	46	210
9	1	1:33.549	34.116	169	32.675	198	26.758	174	208	20	1	4:01.623	3:01.073	167	33.216	196	27.334	171	
10	1	1:32.273	<b>33.379</b>	170	32.227	199	26.667	175	210	21	1	1:33.596	33.988	169	32.586	198	27.022	174	208
11	1	1:35.153	33.965	170	34.108	196	27.080	175	211	22	1	1:59.709	33.656	170	32.555	199	53.498	46	209

Lap	Id	Time	SE1	SP1	SE2	SP2	SE3	SP3	TSP	Lap	Id	Time	SE1	SP1	SE2	SP2	SE3	SP3	TSP
<b>24 Janits, AUT(#1) / Kofler, AUT(#2)</b>										<b>theoretical besttime: 1:31.624</b>									
1	2	1:59.877	54.530	159	36.086	190	29.261	169		13	2	1:52.675	33.879	164	33.534	193	45.262	58	204
2	2	1:33.792	34.253	164	32.572	194	26.967	170	202	14	1	3:18.127	2:14.582	162	35.701	179	27.844	169	
3	2	1:32.715	33.705	165	32.363	194	26.647	171	203	15	1	1:33.708	33.911	165	32.692	193	27.105	172	205
4	2	1:37.149	35.313	163	34.872	193	26.964	170	203	16	1	1:32.718	33.666	166	32.329	193	26.723	171	<b>206</b>
5	2	1:33.140	33.750	166	32.292	196	27.098	168	201	17	1	2:55.149	46.201	73	1:05.546	73	1:03.402	58	205
6	2	1:50.883	33.632	165	32.651	193	44.600	58	201	18	1	3:36.173	2:36.769	165	32.555	195	26.849	171	
7	2	5:49.863	4:39.666	115	39.557	146	30.640	169		19	1	1:32.334	33.531	167	32.225	194	26.578	171	204
8	2	1:36.339	35.324	161	33.700	193	27.315	171	202	20	1	1:32.767	33.663	166	32.251	196	26.853	171	205
9	2	1:31.891	33.597	167	<b>31.983</b>	196	26.311	171	203	21	1	1:33.118	33.700	166	32.664	195	26.754	171	205
10	2	1:36.459	35.138	166	33.648	191	27.673	171	204	22	1	1:32.384	33.587	167	32.418	195	26.379	172	205
11	2	<b>1:31.670</b>	<b>33.331</b>	167	32.029	195	<b>26.310</b>	171	204	23	1	1:57.959	33.549	167	34.299	157	50.111	39	206
12	2	1:32.060	33.356	166	32.110	195	26.594	170	204										

Lap	Id	Time	SE1	SP1	SE2	SP2	SE3	SP3	TSP	Lap	Id	Time	SE1	SP1	SE2	SP2	SE3	SP3	TSP
<b>26 Kosch, LUX(#1) / Kieffer, LUX(#2)</b>										<b>theoretical besttime: 1:32.530</b>									
1	1	2:55.809	1:42.913	124	42.260	148	30.636	171		13	2	1:38.301	37.786	168	33.297	206	27.218	177	217
2	1	1:53.186	43.397	165	39.786	140	30.003	175	207	14	2	1:33.947	33.871	170	32.779	205	27.297	177	219
3	1	1:40.879	37.457	167	35.520	204	27.902	176	216	15	2	1:34.104	<b>33.525</b>	<b>172</b>	33.170	207	27.409	177	219
4	1	1:33.525	33.929	170	32.675	206	26.921	176	218	16	2	1:36.492	35.420	166	33.184	192	27.888	178	219
5	1	1:33.165	33.662	169	32.616	205	26.887	177	218	17	2	1:33.615	33.616	169	32.596	206	27.403	176	<b>220</b>
6	1	1:32.975	33.755	<b>172</b>	<b>32.328</b>	206	26.892	177	219	18	2	2:17.557	42.611	172	32.949	206	1:01.997	54	219
7	1	1:35.712	35.941	169	32.797	205	26.974	176	219	19	2	4:36.333	3:35.782	146	33.513	205	27.038	178	
8	1	<b>1:32.641</b>	33.619	170	32.345	206	<b>26.677</b>	176	218	20	2	1:34.714	33.706	171	33.537	200	27.471	176	219
9	1	1:51.098	33.749	170	33.007	206	44.342	56	218	21	2	1:33.529	33.715	171	32.629	207	27.185	178	219
10	2	3:31.777	2:31.293	167	33.261	205	27.223	177		22	2	1:35.334	33.771	171	32.707	206	28.856	175	219
11	2	1:35.986	33.778	168	34.670	206	27.538	177	219	23	2	1:51.024	33.788	171	32.835	205	44.401	59	218
12	2	1:36.041	33.870	169	32.564	<b>207</b>	29.607	174	219										

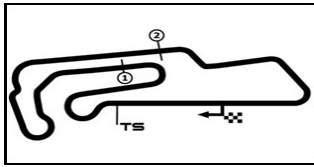
Lap	Id	Time	SE1	SP1	SE2	SP2	SE3	SP3	TSP	Lap	Id	Time	SE1	SP1	SE2	SP2	SE3	SP3	TSP
<b>27 Grotstollen, DEU(#1) / Braun, DEU(#2)</b>										<b>theoretical besttime: 1:33.268</b>									
1	2	2:08.044	57.847	142	39.842	162	30.355	158		13	2	3:15.718	2:14.765	168	33.513	201	27.440	174	
2	2	1:43.184	36.891	149	36.626	191	29.667	174	186	14	2	1:35.141	34.425	169	33.159	201	27.557	175	213
3	2	1:37.082	34.975	170	33.609	199	28.498	173	215	15	2	1:34.648	34.304	168	33.122	202	27.222	173	214
4	2	<b>1:33.609</b>	34.042	171	32.595	203	26.972	176	216	16	2	1:34.233	33.928	171	32.854	203	27.451	175	215
5	2	1:39.512	40.014	170	32.656	202	<b>26.842</b>	177	215	17	2	2:05.906	34.101	171	32.882	202	58.923	57	215
6	2	1:34.228	34.353	157	32.818	201	27.057	<b>178</b>	216	18	1	4:59.470	3:58.615	169	33.588	201	27.267	176	
7	2	1:34.726	34.722	171	32.800	201	27.204	176	217	19	1	1:34.128	34.030	172	32.832	202	27.266	176	215
8	2	1:52.412	34.066	170	32.769	201	45.577	57	216	20	1	1:34.083	<b>33.839</b>	<b>171</b>	32.987	203	27.257	176	216

ver: 1.0

www.adac.de/motorsport

Page 3/ 5 printed: 5.11.2020 16:50





# Testtag ADAC GT4 Germany

## Sector List Test Session 3



Provisional

Motorsportarena Oschersleben, Length: 3667m

Air temperature: 9.06°C

Track temperature: 7.8°C

Weather condition: Dry

**DMSB** Reg. Nr.:

Thursday, November 5, 2020 16:00:00

Lap	Id	Time	SE1	SP1	SE2	SP2	SE3	SP3	TSP	Lap	Id	Time	SE1	SP1	SE2	SP2	SE3	SP3	TSP
9	2	4:24.756	3:24.897	169	32.864	201	26.995	175		21	1	1:35.374	34.706	169	33.482	203	27.186	177	216
10	2	1:33.730	33.957	170	<b>32.587</b>	201	27.186	177	213	22	1	1:35.650	35.120	170	33.093	201	27.437	174	<b>218</b>
11	2	1:33.987	33.925	170	32.763	201	27.299	175	216	23	1	2:08.455	34.427	172	33.972	152	1:00.056	37	215
12	2	1:53.698	33.855	171	32.976	201	46.867	54	214										

### 48 Apotheloz, CHE(#1) / Trefz, DEU(#2)

theoretical besttime: 1:31.790

1	2	3:15.583	2:11.736	165	35.482	198	28.365	173		12	<b>2</b>	<b>1:31.790</b>	<b>33.111</b>	<b>172</b>	<b>32.212</b>	<b>205</b>	<b>26.467</b>	<b>178</b>	217
2	2	1:35.352	34.507	157	33.566	203	27.279	177	211	13	2	1:35.130	33.150	173	32.295	205	29.685	179	218
3	2	1:36.627	34.307	171	35.366	204	26.954	177	216	14	2	1:38.690	33.188	172	32.279	204	33.223	178	<b>218</b>
4	2	1:33.018	33.581	170	32.582	204	26.855	176	215	15	2	1:49.774	33.338	171	32.475	204	43.961	59	217
5	2	1:32.628	33.419	171	32.359	204	26.850	177	215	16	1	8:24.074	7:17.540	169	34.107	202	32.427	168	
6	2	1:32.836	33.413	171	32.477	203	26.946	176	216	17	1	1:34.492	34.577	172	32.949	204	26.966	177	212
7	2	1:52.362	33.420	171	32.431	205	46.511	47	216	18	1	1:34.065	33.635	171	32.782	202	27.648	177	217
8	2	5:19.135	4:09.281	135	39.202	174	30.652	171		19	1	1:36.173	33.926	171	33.382	172	28.865	177	217
9	2	1:40.073	36.562	166	35.429	201	28.082	176	197	20	1	1:33.306	33.623	172	32.693	204	26.990	177	216
10	2	1:35.851	35.430	169	33.405	203	27.016	177	212	21	1	1:33.250	33.732	172	32.610	204	26.908	177	216
11	2	1:32.746	33.404	172	32.439	204	26.903	178	217										

### 59 Dreyspring, DEU(#1) / Sizov, RUS(#2)

theoretical besttime: 1:32.587

1	1	2:09.072	1:01.507	153	38.261	180	29.304	175		10	1	1:33.191	33.573	174	32.606	205	27.012	180	217
2	1	1:38.150	36.001	174	34.435	205	27.714	178	187	11	1	1:35.271	<b>33.391</b>	<b>173</b>	34.746	204	27.134	179	<b>219</b>
3	1	1:34.487	34.545	175	32.862	<b>206</b>	27.080	<b>180</b>	214	12	1	1:33.868	33.604	172	33.100	206	27.164	178	219
4	<b>1</b>	<b>1:32.654</b>	33.405	175	32.391	<b>205</b>	<b>26.858</b>	<b>180</b>	217	13	1	1:33.289	33.634	175	32.458	206	27.197	173	219
5	1	1:33.642	33.426	175	32.790	204	27.426	180	217	14	1	1:41.905	35.881	126	38.813	203	27.211	178	217
6	1	1:32.840	33.438	173	<b>32.338</b>	204	27.064	179	219	15	1	1:33.685	33.736	173	32.749	204	27.200	178	216
7	1	1:53.820	34.145	172	33.029	204	46.646	52	219	16	1	1:33.529	33.699	173	32.575	205	27.255	178	218
8	1	3:29.603	2:28.489	162	33.840	206	27.274	177		17	1	1:53.093	33.826	175	32.976	204	46.291	54	219
9	1	1:36.457	34.146	172	33.715	205	28.596	180	217										

### 69 Dörr, DEU(#1) / Martin-Dye, GBR(#2)

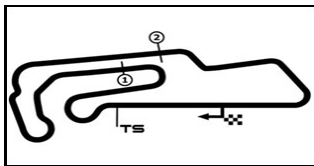
theoretical besttime: 1:33.684

1	2	2:49.014	1:33.583	136	41.973	148	33.458	167		12	2	1:34.941	34.331	169	33.203	199	27.407	173	212
2	2	1:51.451	43.029	166	39.696	193	28.726	171	101	13	2	1:37.854	34.042	168	34.853	170	28.959	173	213
3	2	1:36.340	36.017	168	33.212	199	27.111	173	206	14	2	1:53.300	34.297	166	34.145	198	44.858	57	212
4	2	1:33.899	33.979	168	32.747	199	27.173	173	209	15	1	3:54.323	2:43.758	131	39.050	165	31.515	165	
5	2	1:33.820	<b>33.939</b>	170	32.847	199	<b>27.034</b>	175	210	16	1	1:44.615	38.438	131	37.541	203	28.636	173	184
6	<b>2</b>	<b>1:33.762</b>	33.979	169	<b>32.711</b>	199	27.072	173	211	17	1	2:32.765	34.915	172	59.252	72	58.598	57	213
7	2	1:36.710	34.156	169	34.766	183	27.788	174	211	18	1	3:53.535	2:51.238	170	33.723	204	28.574	178	
8	2	1:34.020	34.041	168	32.872	200	27.107	173	212	19	1	1:34.808	34.219	174	33.070	204	27.519	178	<b>217</b>
9	2	1:35.067	34.686	169	33.131	200	27.250	172	211	20	1	1:35.684	34.220	173	34.068	201	27.396	178	217
10	2	1:52.411	34.117	169	33.119	199	45.175	57	210	21	1	1:34.323	34.098	173	32.947	204	27.278	177	217
11	2	3:15.302	2:14.415	169	33.173	200	27.714	173		22	1	1:51.625	34.168	172	33.618	201	43.839	57	216

### 71 Sasse, DEU(#1) / Tregurtha, GBR(#2)

theoretical besttime: 1:32.064

1	1	3:45.680	2:34.407	130	40.072	146	31.201	174		14	1	1:32.583	33.291	175	32.619	206	26.673	180	219
2	1	1:43.886	38.268	157	36.499	171	29.119	178	178	15	1	1:32.450	33.325	175	32.406	207	26.719	179	220
3	1	1:35.111	34.355	175	33.460	206	27.296	180	219	16	1	1:33.251	33.294	174	32.963	207	26.994	180	220
4	1	1:33.678	33.795	<b>176</b>	32.800	208	27.083	180	220	17	<b>1</b>	<b>1:32.196</b>	33.236	175	32.401	206	<b>26.559</b>	<b>180</b>	219
5	1	1:34.396	33.713	176	33.131	198	27.552	<b>181</b>	221	18	1	1:32.205	<b>33.195</b>	<b>175</b>	32.344	207	26.666	180	220
6	1	1:33.643	33.378	175	32.677	208	27.588	180	222	19	1	3:10.155	1:13.690	60	58.585	80	57.880	59	59
7	1	1:34.511	33.471	174	32.813	205	28.227	179	221	20	1	2:43.671	1:43.087	172	33.477	205	27.107	179	
8	1	1:32.627	33.490	173	32.389	208	26.748	180	220	21	1	1:33.010	33.655	174	32.633	207	26.722	180	219
9	1	1:32.206	33.230	174	<b>32.310</b>	207	26.666	180	220	22	1	1:32.821	33.195	176	32.781	207	26.845	179	220
10	1	1:50.657	34.167	173	33.020	206	43.470	59	220	23	1	1:32.711	33.287	174	32.706	207	26.718	181	221
11	1	3:14.144	2:13.711	172	33.248	204	27.185	179		24	1	1:32.452	33.221	175	32.383	208	26.848	181	222
12	1	1:32.751	33.486	173	32.495	206	26.770	179	219	25	1	1:33.382	33.703	176	32.666	209	27.013	180	<b>224</b>
13	1	1:33.287	33.565	173	32.570	207	27.152	178	219										



# Testtag ADAC GT4 Germany

## Sector List Test Session 3



Provisional

Motorsportarena Oschersleben, Length: 3667m

Air temperature: 9.06°C

Track temperature: 7.8°C

Weather condition: Dry

**DMSB** Reg. Nr.:

Thursday, November 5, 2020 16:00:00

Lap	Id	Time	SE1	SP1	SE2	SP2	SE3	SP3	TSP	Lap	Id	Time	SE1	SP1	SE2	SP2	SE3	SP3	TSP
<b>89</b> Krabec, CZE(#1) / Marioneck, DEU(#2)										<b>theoretical besttime: 1:33.580</b>									
1	1	2:18.130	1:07.262	141	40.337	142	30.531	152		10	2	1:34.858	34.039	168	33.392	197	27.427	172	208
2	1	1:41.560	38.203	161	35.079	189	28.278	170	164	11	2	1:40.884	40.583	168	33.162	197	27.139	172	208
3	1	1:35.823	34.883	166	33.288	197	27.652	170	206	12	2	1:33.825	33.978	167	32.795	198	27.052	173	208
4	1	1:36.023	34.510	166	33.309	196	28.204	172	205	13	2	1:33.680	33.946	169	<b>32.771</b>	<b>197</b>	26.963	173	<b>209</b>
5	1	1:35.890	34.460	167	33.350	196	28.080	162	207	14	2	1:53.273	34.709	169	34.494	197	44.070	59	209
6	1	1:35.220	34.594	166	33.407	196	27.219	170	202	15	2	4:14.956	3:12.192	167	33.541	146	29.223	173	
7	1	1:34.594	34.273	166	32.984	196	27.337	170	206	16	<b>2</b>	<b>1:33.615</b>	<b>33.882</b>	<b>167</b>	32.806	196	<b>26.927</b>	<b>172</b>	208
8	1	1:56.879	36.717	164	35.358	196	44.804	59	208	17									207
9	2	3:15.523	2:14.130	167	33.916	197	27.477	173											

Lap	Id	Time	SE1	SP1	SE2	SP2	SE3	SP3	TSP	Lap	Id	Time	SE1	SP1	SE2	SP2	SE3	SP3	TSP
<b>90</b> Lauth, DEU(#1)										<b>theoretical besttime: 1:38.584</b>									
1	1	3:04.180	1:34.223	84	50.918	92	39.039	120		12	1	1:39.229	<b>35.074</b>	<b>169</b>	35.209	193	28.946	173	208
2	1	2:00.518	45.639	110	42.279	189	32.600	170	150	13	1	2:02.263	36.318	167	35.847	182	50.098	47	206
3	1	1:43.754	37.922	167	36.147	196	29.685	173	203	14	1	4:06.405	2:58.875	161	37.336	191	30.194	173	
4	1	1:41.268	36.426	168	35.718	194	29.124	<b>174</b>	207	15	1	1:42.436	36.038	167	35.107	194	31.291	174	205
5	1	1:45.061	36.016	166	38.033	195	31.012	173	<b>208</b>	16	1	1:41.307	36.277	169	35.595	195	29.435	173	163
6	1	1:41.552	36.533	168	35.386	194	29.633	169	207	17	1	2:48.635	38.219	140	56.257	73	1:14.159	37	208
7	1	1:44.752	38.625	167	36.712	195	29.415	172	203	18	1	3:36.118	2:31.120	164	35.842	196	29.156	174	
8	1	1:56.003	43.918	124	41.136	183	30.949	173	128	19	<b>1</b>	<b>1:39.203</b>	35.283	167	34.858	195	29.062	173	208
9	1	1:40.467	36.178	168	35.604	194	<b>28.685</b>	173	206	20	1	1:39.755	35.470	167	35.171	195	29.114	172	207
10	1	1:44.613	35.450	168	39.644	193	29.519	172	206	21	1	1:39.715	35.908	168	<b>34.825</b>	<b>196</b>	28.982	174	166
11	1	1:41.728	36.421	166	35.942	164	29.365	173	206	22	1	2:37.487	36.547	155	47.296	91	1:13.644	40	208