

ADAC GT4 Germany

Sector List Test Session 3

Provisional



Reg. Nr.: AMF CR 18/2020

Thursday, October 15, 2020 15:00:00

Red Bull Ring, Length: 4318m

Air temperature: 4°C

Track temperature: 6.6°C

Weather condition: Wet

Lap Id	Time	SE1	SP1	SE2	SP2	SE3	SP3	TSP	Lap Id	Time	SE1	SP1	SE2	SP2	SE3	SP3	TSP
2 Schrey, DEU(#1) / Piana, ITA(#2)									theoretical besttime: 1:47.676								
1	1	7:59.602	6:18.222	127	58.179	124	43.201		10	1	3:49.444	2:26.333	205	48.591	137	34.520	181
2	1	3:42.247	2:01.188	125	57.132	128	43.927		11	1	1:48.775	27.047	209	47.442	142	34.286	180
3	1	14:12.216	12:47.520	173	49.559	134	35.137	180	12	1	1:48.935	27.018	210	47.200	142	34.717	180
4	1	1:49.744	27.192	211	47.812	137	34.740	180	13	1	1:54.292	26.972	208	47.666	142	39.654	
5	1	1:48.776	26.909	210	47.522	143	34.345	181	14	2	3:37.658	1:57.024	203	1:04.003	65	36.631	179
6	1	1:48.481	26.931	210	47.379	145	34.171	180	15	2	1:51.972	27.746	206	48.950	136	35.276	180
7	1	1:47.874	26.701	210	46.980	147	34.193	179	16	2	1:51.718	27.749	209	48.569	127	35.400	178
8	1	1:47.976	26.976	211	47.077	142	33.995	180	17	2	1:51.508	27.846	209	48.340	133	35.322	177
9	1	1:52.696	26.877	210	47.098	144	38.721										

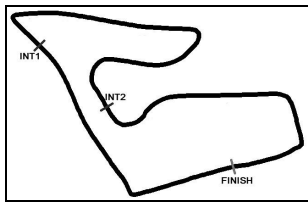
3 Hürtgen, DEU(#1) / von Gartzen, DEU(#2)									theoretical besttime: 1:48.153								
1	1	8:13.551	6:47.252	176	51.039	127	35.260	178	11	1	1:57.848	26.900	209	49.227	121	41.721	
2	1	1:49.366	27.373	206	48.075	140	33.918	180	12	2	4:18.222	2:54.370	203	48.790	136	35.062	179
3	1	1:56.503	27.051	203	48.516	135	40.936		13	2	1:51.541	27.549	209	48.843	133	35.149	178
4	1	3:22.625	1:55.628	201	47.335	138	39.662		14	2	1:51.182	27.434	210	48.697	133	35.051	179
5	1	10:51.407	9:26.940	193	49.120	125	35.347	179	15	2	1:51.244	27.520	209	48.499	128	35.225	179
6	1	1:50.942	27.822	206	48.305	136	34.815	179	16	2	1:50.862	27.431	209	48.237	133	35.194	179
7	1	1:49.926	27.008	202	48.606	138	34.312	180	17	2	1:51.965	27.535	209	48.932	125	35.498	179
8	1	1:49.908	26.971	208	48.130	138	34.807	172	18	2	1:52.363	27.524	209	49.123	124	35.716	180
9	1	1:49.145	26.997	209	47.703	142	34.445	179	19	2	2:00.548	27.723	209	50.074	130	42.751	
10	1	1:49.314	27.060	209	47.946	138	34.308	179	20								

8 Suabo, DEU(#1) / Dienst, DEU(#2)									theoretical besttime: 1:47.606								
1	1	4:24.019	2:02.902	76	1:21.493	75	59.624	114	6	1	1:49.883	28.578	192	47.061	138	34.244	181
2	1	2:31.800	37.791	128	1:08.888	91	45.121	156	7	1	1:48.254	27.040	206	47.486	136	33.728	184
3	1	2:14.601	37.348	146	58.240	100	39.013	174	8	1	1:52.989	26.817	188	48.676	132	37.496	181
4	1	1:57.906	30.293	180	50.947	125	36.666	180	9	1	2:09.680	28.953	168	53.862	114	46.865	
5	1	1:51.771	27.739	184	49.338	108	34.694	184									

9 Neumann, BUL(#1) / Bölting, DEU(#2)									theoretical besttime: 1:48.969								
1	2	3:34.678			2:51.631	105	43.047	157	9	2	1:53.808	27.503	203	49.763	126	36.542	179
2	2	2:04.912	31.008	157	54.667	110	39.237	175	10	2	2:02.406	27.574	200	51.639	121	43.193	
3	2	2:00.773	29.163	179	53.722	114	37.888	176	11	1	6:04.390	4:35.278	160	53.486	130	35.626	182
4	2	1:55.483	28.194	191	50.746	125	36.543	179	12	1	1:51.828	28.343	200	48.806	136	34.679	183
5	2	1:52.940	27.693	182	50.025	127	35.222	181	13	1	1:55.868	26.870	211	48.364	137	40.634	
6	2	1:49.999	27.312	208	47.613	130	35.074	183	14	1	4:47.696	3:23.790	160	48.475	134	35.431	181
7	2	1:57.232	26.923	202	47.901	132	42.408		15	1	1:50.242	26.998	211	48.345	140	34.899	183
8	2	3:23.722	1:58.261	197	49.089	123	36.372	180	16	1	1:56.288	26.677	215	48.134	133	41.477	

10 Erlbacher, AUT(#1) / Dupre, DEU(#2)									theoretical besttime: 1:48.066								
1	2	3:48.589			2:59.904	98	48.685		13	2	1:48.860	26.847	211	47.454	133	34.559	179
2	2	4:49.136	3:11.928	175	52.291	109	44.917		14	2	1:55.077	27.162	207	48.267	135	39.648	
3	2	4:45.263	3:21.407	185	49.123	131	34.733	180	15	1	3:15.306	1:50.439	207	48.581	126	36.286	178
4	2	1:50.093	27.993	207	47.508	131	34.592	176	16	1	1:51.476	27.509	211	48.696	123	35.271	180
5	2	1:48.992	27.735	198	46.893	134	34.364	180	17	1	1:52.332	27.210	210	49.571	121	35.551	179
6	2	1:51.156	27.389	202	48.189	122	35.578	178	18	1	1:51.689	27.220	189	49.058	122	35.411	180
7	2	1:59.179	27.507	201	50.107	119	41.565		19	1	1:51.265	27.239	203	48.447	130	35.579	180
8	2	4:34.339	3:09.993	190	49.091	122	35.255	178	20	1	1:51.264	27.275	210	48.368	128	35.621	180
9	2	1:50.048	27.248	197	48.106	128	34.694	179	21	1	1:52.234	27.158	210	49.077	128	35.999	179
10	2	1:49.144	27.072	209	47.668	132	34.404	180	22	1	1:52.515	27.499	208	49.193	133	35.823	179
11	2	1:48.839	26.809	210	47.530	134	34.500	180	23	1	1:58.719	31.941	183	50.230	125	36.548	180
12	2	1:49.664	27.166	209	47.846	129	34.652	180	24	1	1:54.339	27.301	205	50.512	129	36.526	172

13 Marschalkowski, DEU(#1) / Still, DEU(#2)									theoretical besttime: 1:44.246								
1	1	6:09.529	4:39.868	173	53.275	117	36.386	178	13	1	1:46.767	26.549	211	46.569	140	33.649	181
2	1	1:51.296	29.221	191	48.726	146	33.349	181	14	1	1:49.271	26.730	211	46.223	135	36.318	
3	1	1:46.030	26.681	209	46.431	145	32.918	181	15	2	3:18.269	1:55.838	208	47.999	133	34.432	181
4	1	1:45.026	26.456	211	45.902	141	32.668	183	16	2	1:49.136	27.068	205	47.793	134	34.275	180
5	1	1:45.097	26.217	210	45.954	128	32.926	183	17	2	1:48.366	26.808	211	47.131	133	34.427	180
6	1	1:44.246	26.194	211	45.505	147	32.547	183	18	2	1:50.565	27.853	195	47.893	137	34.819	180



ADAC GT4 Germany

Sector List Test Session 3

Provisional



Reg. Nr.: AMF CR 18/2020

Thursday, October 15, 2020 15:00:00

Red Bull Ring, Length: 4318m

Air temperature: 4°C

Track temperature: 6.6°C

Weather condition: Wet

Lap	Id	Time	SE1	SP1	SE2	SP2	SE3	SP3	TSP	Lap	Id	Time	SE1	SP1	SE2	SP2	SE3	SP3	TSP
7	1	1:45.057	26.224	211	45.742	143	33.091	177		19	2	1:49.683	27.281	211	47.412	133	34.990	178	
8	1	1:49.517	26.635	211	46.365	135	36.517			20	2	1:57.320	28.191	209	53.456	120	35.673	179	
9	1	5:25.501	4:04.451	207	47.077	136	33.973	173		21	2	1:55.552	27.431	209	48.242	133	39.879		
10	1	1:47.936	26.763	211	46.484	139	34.689	167		22	1	3:31.562	1:57.753	205	53.103	121	40.706		
11	1	1:47.239	26.854	210	46.371	140	34.014	181		23	1	3:31.995	1:58.261	180	53.029	118	40.705		
12	1	1:46.815	26.701	211	46.459	142	33.655	181		24	1	2:35.499	49.177	160	55.711	109	50.611		

14 Kreuzpointner, DEU(#1) / Kreuzpointner, DEU(#2)

theoretical besttime: 1:51.473

1	2	3:49.306			2:58.774	92	50.532	125		12	2	1:57.542	28.195	207	52.214	117	37.133	173	
2	2	2:43.400	46.035	91	1:07.622	90	49.743			13	2	2:00.184	31.132	165	51.030	118	38.022	178	
3	2	4:07.254	2:38.684	190	52.480	129	36.090	177		14	2	1:54.576	27.544	209	50.312	123	36.720	176	
4	2	1:57.576	28.645	207	53.194	128	35.737	177		15	2	1:53.655	27.717	208	49.709	136	36.229	178	
5	2	2:06.090	32.474	171	57.272	105	36.344	179		16	2	1:59.074	32.010	204	50.383	122	36.681	177	
6	2	1:52.729	28.054	204	49.536	123	35.139	177		17	2	2:04.384	28.893	192	56.387	90	39.104	176	
7	2	1:53.981	27.604	206	48.790	141	37.587	177		18	2	1:59.841	29.197	206	51.733	91	38.911	176	
8	2	2:04.930	28.141	184	53.716	115	43.073			19	2	1:59.951	28.303	208	50.484	125	41.164	173	
9	2	5:53.787	3:51.781	106	1:08.793	96	53.213			20	2	2:10.462	29.339	207	55.610	106	45.513		
10	2	4:07.003	2:26.743	140	1:02.799	119	37.461	177		21	2	4:33.665	2:58.076	170	55.995	115	39.594	175	
11	2	1:55.406	28.192	209	50.810	120	36.404	178											

19 Tauscher, DEU(#1) / O Dey, DEU(#2)

theoretical besttime: 1:44.281

1	2	2:38.877			1:59.646	109	39.231	170		14	1	1:55.901	26.654	205	48.795	133	40.452		
2	2	2:00.460	30.431	167	52.828	123	37.201	180		15	1	3:50.720	2:27.969	207	48.039	123	34.712	183	
3	2	1:56.064	27.935	170	52.004	132	36.125	180		16	1	1:49.717	26.602	213	48.225	129	34.890	184	
4	2	1:53.554	27.446	191	50.311	116	35.797	182		17	1	1:49.122	26.559	216	48.056	127	34.507	183	
5	2	1:52.252	28.442	197	48.850	133	34.960	183		18	1	1:49.351	26.375	217	48.105	130	34.871	182	
6	2	1:47.979	26.889	206	47.435	140	33.655	177		19	1	1:49.622	26.658	214	47.691	133	35.273	183	
7	2	1:45.935	26.685	210	46.507	141	32.743	187		20	1	1:49.731	26.880	210	47.998	131	34.853	182	
8	2	1:44.281	26.083	208	45.923	140	32.275	187		21	1	1:55.179	26.924	214	47.796	133	40.459		
9	2	1:46.453	26.334	210	46.212	139	33.907	177		22	2	3:10.547	1:43.979	188	49.846	128	36.722	163	
10	2	1:50.466	26.863	207	48.610	119	34.993	182		23	2	1:54.349	28.371	207	49.363	130	36.615	183	
11	2	1:59.726	27.140	203	50.646	133	41.940			24	2	1:52.817	27.503	197	49.147	133	36.167	179	
12	1	5:25.123	3:59.025	162	51.064	120	35.034	181		25	2	1:55.195	27.826	205	49.782	137	37.587	181	
13	1	1:50.486	26.930	208	48.917	125	34.639	184		26	2	1:53.462	27.656	210	49.451	127	36.355	181	

21 Sturm, DEU(#1) / Fetzer, DEU(#2)

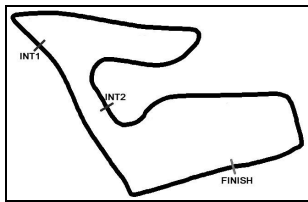
theoretical besttime: 1:42.958

1	1	3:03.976			2:21.358	106	42.618	116		12	2	1:51.264	27.267	210	49.776	131	34.221	183	
2	1	2:17.619	36.534	105	59.067	116	42.018			13	2	1:48.617	26.689	215	47.449	129	34.479	182	
3	2	3:47.424	2:10.736	96	59.852	111	36.836	182		14	2	1:53.140	26.823	210	47.904	137	38.413		
4	2	1:48.666	27.038	198	48.369	135	33.259	187		15	1	3:47.413	2:23.831	180	49.210	125	34.372	184	
5	2	1:46.138	26.872	211	46.685	141	32.581	187		16	1	1:49.301	26.889	208	47.937	132	34.475	182	
6	2	1:44.346	26.293	208	46.084	143	31.969	189		17	1	1:50.033	27.260	211	48.134	124	34.639	182	
7	2	1:43.227	25.921	218	45.068	142	32.238	186		18	1	1:48.471	26.666	211	47.594	129	34.211	183	
8	2	1:53.510	26.147	214	45.846	140	41.517			19	1	1:49.154	26.800	215	47.748	131	34.606	182	
9	2	3:58.448	2:25.258	189	50.475	129	42.715			20	1	1:49.507	26.967	216	47.596	130	34.944	183	
10	2	12:22.688	10:52.340	106	54.575	129	35.773	181		21	1	1:48.661	26.831	198	47.581	136	34.249	182	
11	2	1:51.150	26.677	213	49.850	129	34.623	182											

22 Kasperlik, DEU(#1) / Möller-Madsen, DNK(#2)

theoretical besttime: 1:44.187

1	1	2:35.552			2:35.552	132				13	1	1:49.256	26.848	212	47.927	131	34.481	180	
2	1	1:58.596	30.556	183	51.249	115	36.791	174		14	1	1:48.785	27.313	211	47.409	133	34.063	182	
3	1	1:54.557	28.179	194	50.583	125	35.795	179		15	1	1:48.528	26.700	215	47.577	126	34.251	182	
4	1	1:52.154	27.067	210	48.987	124	36.100	175		16	1	1:47.950	26.624	215	47.130	132	34.196	181	
5	1	1:49.633	27.018	200	48.114	128	34.501	180		17	1	1:53.622	26.887	213	47.459	134	39.276		
6	1	1:48.629	27.169	191	47.827	125	33.633	183		18	2	4:52.932	3:30.507	207	47.750	142	34.675	182	
7	1	1:46.479	26.281	215	47.111	130	33.087	184		19	2	1:48.721	26.562	216	47.341	146	34.818	180	
8	1	1:44.995	26.224	214	46.150	136	32.621	184		20	2	1:50.201	26.681	216	47.597	142	35.923	174	
9	1	1:44.649	26.479	215	45.342	137	32.828	185		21	2	1:50.110	27.500	208	47.829	148	34.781	179	
10	1	1:56.198	26.243	213	47.344	123	42.611			22	2	1:57.669	27.455	213	55.518	137	34.696	181	
11	1	11:39.442	10:09.138	187	53.456	119	36.848	173		23	2	1:50.254	27.058	214	47.696	146	35.500	181	
12	1	1:50.334	27.649	206	48.234	125	34.451	179											



ADAC GT4 Germany

Sector List Test Session 3

Provisional



Reg. Nr.: AMF CR 18/2020

Thursday, October 15, 2020 15:00:00

Red Bull Ring, Length: 4318m

Air temperature: 4°C

Track temperature: 6.6°C

Weather condition: Wet

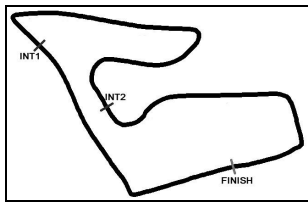
Lap Id	Time	SE1	SP1	SE2	SP2	SE3	SP3	TSP	Lap Id	Time	SE1	SP1	SE2	SP2	SE3	SP3	TSP
23 Falkenbach, DEU(#1) / Piro, DEU(#2)									theoretical besttime: 1:50.237								
1	1	2:59.494		2:16.797	108	42.697	166		12	2	2:32.976	27.682	201	1:29.111	114	36.183	175
2	2	2:17.607	29.938	164	53.763	107	53.906		13	2	1:51.710	27.696	191	49.050	137	34.964	177
3	2	8:45.371	7:19.792	166	50.425	138	35.154	178	14	2	2:31.734	27.592	200	1:21.728	124	42.414	
4	2	1:51.939	27.627	176	50.183	136	34.129	176	15	1	3:25.518	1:57.997	157	51.608	127	35.913	174
5	2	1:51.507	27.474	186	48.725	135	35.308	172	16	1	1:54.455	28.546	193	50.170	133	35.739	175
6	2	1:54.674	27.796	179	49.879	128	36.999	171	17	1	1:53.663	28.389	194	49.675	133	35.599	175
7	2	2:06.536	28.952	167	52.236	125	45.348		18	1	1:53.171	28.138	200	49.403	133	35.630	176
8	2	6:29.692	5:03.143	168	50.842	131	35.707	175	19	1	1:53.108	27.846	199	49.691	133	35.571	176
9	2	1:52.361	27.903	194	49.197	138	35.261	174	20	1	1:53.682	27.808	200	49.733	135	36.141	175
10	2	1:51.807	27.721	189	48.634	133	35.452	175	21	1	1:56.484	28.321	193	51.199	130	36.964	173
11	2	1:51.984	28.078	187	49.121	138	34.785	177									

Lap Id	Time	SE1	SP1	SE2	SP2	SE3	SP3	TSP	Lap Id	Time	SE1	SP1	SE2	SP2	SE3	SP3	TSP
24 Janits, AUT(#1) / Kofler, AUT(#2)									theoretical besttime: 1:44.656								
1	1	3:36.925		2:57.138	116	39.787	175		12	2	1:48.544	26.975	209	47.308	135	34.261	179
2	1	2:00.776	29.593	158	53.110	119	38.073	175	13	2	1:48.723	27.072	207	47.196	135	34.455	178
3	1	2:00.082	29.725	204	49.774	127	40.583		14	2	1:48.951	27.126	207	47.325	136	34.500	178
4	1	6:10.975	4:46.267	132	51.536	136	33.172	183	15	2	1:54.478	27.229	207	47.797	131	39.452	
5	1	1:49.471	30.666	207	46.132	133	32.673	184	16	2	6:39.286	5:11.804	170	51.164	121	36.318	176
6	1	1:44.934	26.597	211	45.386	138	32.951	182	17	2	1:55.148	27.396	207	47.913	133	39.839	
7	1	1:47.436	26.750	210	46.520	139	34.166	176	18	1	3:27.062	2:01.907	196	49.725	121	35.430	178
8	1	1:55.442	27.215	209	48.299	133	39.928		19	1	1:52.294	28.898	205	48.455	135	34.941	180
9	2	3:37.633	2:03.182	172	52.357	119	42.094		20	1	1:51.864	27.443	207	48.334	130	36.087	178
10	2	5:03.293	3:38.496	189	49.663	125	35.134	180	21	1	1:52.764	28.532	203	49.194	140	35.038	178
11	2	1:49.086	27.061	207	47.834	132	34.191	180									

Lap Id	Time	SE1	SP1	SE2	SP2	SE3	SP3	TSP	Lap Id	Time	SE1	SP1	SE2	SP2	SE3	SP3	TSP
26 Kosch, LUX(#1) / Kieffer, LUX(#2)									theoretical besttime: 1:45.801								
1	2	3:18.713		2:36.392	92	42.321	171		13	1	2:04.024	28.766	183	53.020	120	42.238	
2	2	2:00.028	30.129	153	52.687	118	37.212	177	14	1	4:11.814	2:43.563	175	51.857	116	36.394	179
3	2	1:54.253	28.077	189	50.446	130	35.730	181	15	1	1:52.952	27.686	198	49.502	122	35.764	180
4	2	1:53.093	27.646	207	50.026	116	35.421	180	16	1	1:56.461	27.847	189	49.780	126	38.834	180
5	2	2:00.341	31.697	203	47.959	135	40.685		17	1	1:52.810	27.322	188	49.919	124	35.569	181
6	2	4:16.858	2:57.088	207	46.632	135	33.138	184	18	1	1:51.783	27.164	204	49.128	133	35.491	180
7	2	1:46.196	26.578	213	46.085	139	33.533	180	19	1	1:50.623	27.156	203	48.743	129	34.724	181
8	2	1:54.756	26.738	186	48.237	131	39.781		20	1	1:54.447	27.149	205	48.499	140	38.799	
9	1	4:51.753	3:23.313	187	51.266	115	37.174	176	21	2	3:44.711	2:19.117	191	49.716	123	35.878	179
10	1	1:55.411	27.755	191	50.108	123	37.548	175	22	2	1:51.419	27.154	203	48.409	127	35.856	157
11	1	1:54.581	27.664	204	49.684	123	37.233	179	23	2	1:53.353	28.098	207	49.153	127	36.102	181
12	1	1:57.395	28.174	206	50.465	134	38.756	166	24	2	1:52.117	27.355	201	48.594	129	36.168	141

Lap Id	Time	SE1	SP1	SE2	SP2	SE3	SP3	TSP	Lap Id	Time	SE1	SP1	SE2	SP2	SE3	SP3	TSP
27 Grotstollen, DEU(#1) / Braun, DEU(#2)									theoretical besttime: 1:48.537								
1	1	5:51.925	4:04.945	128	1:00.254	103	46.726		13	1	1:50.812	27.578	201	48.349	143	34.885	176
2	1	2:58.924	1:23.646	171	56.524	107	38.754	172	14	1	1:56.816	27.833	207	49.680	140	39.303	
3	1	2:00.704	30.821	180	53.328	121	36.555	178	15	1	3:06.338	1:41.512	205	48.925	138	35.901	179
4	1	1:53.991	28.113	194	50.541	118	35.337	183	16	1	1:56.975	27.833	209	49.020	141	40.122	
5	1	1:49.287	27.245	190	48.325	131	33.717	183	17	2	3:24.496	1:58.400	195	50.378	137	35.718	180
6	1	1:49.801	26.606	203	48.214	126	34.981	181	18	2	1:55.233	28.041	186	51.079	131	36.113	178
7	1	1:59.643	27.637	195	49.880	123	42.126		19	2	1:54.944	28.507	209	50.189	133	36.248	179
8	1	6:29.676	5:01.424	190	50.965	125	37.287	173	20	2	1:53.669	27.862	209	49.583	135	36.224	176
9	1	1:52.226	28.160	201	48.965	139	35.101	177	21	2	1:54.558	27.555	209	50.276	141	36.727	179
10	1	1:52.216	27.475	200	49.423	137	35.318	174	22	2	1:55.438	28.640	208	49.896	133	36.902	179
11	1	1:51.640	27.736	207	49.268	130	34.636	176	23	2	1:55.962	29.333	208	49.602	128	37.027	180
12	1	1:51.227	27.557	207	48.655	142	35.015	177									

Lap Id	Time	SE1	SP1	SE2	SP2	SE3	SP3	TSP	Lap Id	Time	SE1	SP1	SE2	SP2	SE3	SP3	TSP
48 Apotheloz, CHE(#1) / Trefz, DEU(#2)									theoretical besttime: 1:59.583								
1	1	8:22.200	6:44.468	184	56.547	106	41.185	166	3	1	45:39.405	44:08.618	190	53.232	113	37.555	176
2	1	2:04.177	29.411	193	52.617	119	42.149										



ADAC GT4 Germany

Sector List Test Session 3

Provisional



Reg. Nr.: AMF CR 18/2020

Thursday, October 15, 2020 15:00:00

Red Bull Ring, Length: 4318m

Air temperature: 4°C

Track temperature: 6.6°C

Weather condition: Wet

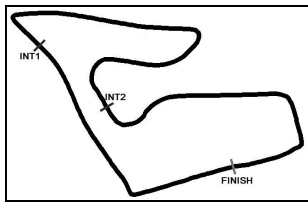
Lap	Id	Time	SE1	SP1	SE2	SP2	SE3	SP3	TSP	Lap	Id	Time	SE1	SP1	SE2	SP2	SE3	SP3	TSP
59 Dreyspring, DEU(#1) / Sizov, RUS(#2)										theoretical besttime: 1:44.837									
1	1	3:18.304			2:35.514	99	42.790	127		15	2	3:31.686	2:08.657	191	48.644	125	34.385	180	
2	1	2:12.852	36.737	148	58.410	117	37.705	178		16	2	1:49.073	26.999	209	47.522	129	34.552	182	
3	1	1:54.794	28.297	190	50.483	125	36.014	181		17	2	1:48.824	26.585	209	47.636	121	34.603	183	
4	1	1:51.417	27.595	203	48.640	132	35.182	182		18	2	1:48.847	26.815	209	47.577	135	34.455	182	
5	1	1:49.443	27.358	210	47.673	136	34.412	184		19	2	1:48.779	26.847	211	47.644	139	34.288	183	
6	1	1:45.947	26.707	211	46.261	140	32.979	187		20	2	1:48.506	26.763	211	47.603	133	34.140	183	
7	1	1:45.424	26.672	211	45.991	138	32.761	186		21	2	1:52.603	26.676	209	47.168	137	38.759		
8	1	1:44.921	26.337	212	45.739	136	32.845	186		22	1	3:06.862	1:43.957	200	48.065	133	34.840	181	
9	1	1:48.836	26.540	210	46.321	140	35.975	183		23	1	1:50.162	27.451	207	47.916	137	34.795	180	
10	1	1:56.204	26.756	201	48.343	125	41.105			24	1	1:49.522	27.243	208	47.431	138	34.848	181	
11	2	4:03.297	2:35.545	180	50.658	116	37.094	182		25	1	1:50.232	27.354	208	48.074	136	34.804	181	
12	2	1:56.771	27.786	194	51.820	114	37.165	181		26	1	1:50.151	27.135	210	48.103	139	34.913	179	
13	2	1:54.159	27.899	202	49.711	133	36.549	178		27			28.038	207	50.678	109			
14	2	2:01.479	27.659	196	52.059	119	41.761												

Lap	Id	Time	SE1	SP1	SE2	SP2	SE3	SP3	TSP	Lap	Id	Time	SE1	SP1	SE2	SP2	SE3	SP3	TSP
69 Dörr, DEU(#1) / Martin-Dye, GBR(#2)										theoretical besttime: 1:46.885									
1	1	3:20.493			2:37.265	105	43.228	139		14	2	1:48.289	26.804	210	46.935	151	34.550	183	
2	1	2:14.427	36.444	133	58.079	113	39.904	176		15	2	1:48.992	27.099	210	47.760	141	34.133	182	
3	1	1:55.844	28.599	172	51.245	128	36.000	179		16	2	1:48.047	26.762	210	46.977	138	34.308	181	
4	1	1:51.579	27.812	192	49.278	130	34.489	183		17	2	1:47.801	26.790	210	46.904	139	34.107	181	
5	1	1:48.631	27.131	202	47.842	133	33.658	185		18	2	1:48.340	26.847	211	46.837	134	34.656	182	
6	1	1:52.103	26.897	192	47.531	125	37.675			19	2	1:47.852	26.650	210	46.970	147	34.232	182	
7	1	2:57.503	1:35.757	191	47.046	140	34.700	182		20	2	1:54.568	26.566	210	46.661	133	41.341		
8	1	1:49.669	26.973	181	48.178	138	34.518	181		21	1	3:29.497	2:06.544	186	47.590	135	35.363	179	
9	1	1:50.703	27.045	189	48.553	134	35.105	179		22	1	1:49.639	27.016	207	47.547	130	35.076	180	
10	1	1:57.326	28.160	190	49.069	125	40.097			23	1	1:49.999	27.040	206	47.975	134	34.984	180	
11	2	4:58.162	3:34.375	156	49.372	136	34.415	181		24	1	1:50.352	26.979	204	48.080	135	35.293	179	
12	2	1:48.644	27.352	207	47.335	145	33.957	182		25	1	1:49.807	27.100	207	47.706	131	35.001	180	
13	2	1:47.965	26.624	210	47.298	145	34.043	183		26	1	1:52.443	27.171	200	49.371	118	35.901	179	

Lap	Id	Time	SE1	SP1	SE2	SP2	SE3	SP3	TSP	Lap	Id	Time	SE1	SP1	SE2	SP2	SE3	SP3	TSP
71 Sasse, DEU(#1) / Tregurtha, GBR(#2)										theoretical besttime: 1:46.544									
1	2	3:53.485			3:02.738	93	50.747			13	1	1:48.313	26.628	211	47.317	127	34.368	182	
2	2	6:29.067	4:55.603	172	55.818	116	37.646	179		14	1	1:47.934	26.792	211	46.693	136	34.449	182	
3	2	1:52.389	27.961	183	49.874	130	34.554	183		15	1	1:48.761	26.758	204	47.500	135	34.503	182	
4	2	1:48.704	27.122	198	48.359	127	33.223	185		16	1	1:48.056	26.702	213	46.792	132	34.562	181	
5	2	1:51.431	26.910	189	47.206	137	37.315			17	1	1:52.530	26.777	212	47.075	138	38.678		
6	1	3:22.674	1:56.439	199	49.393	122	36.842	175		18	2	3:21.649	1:57.377	200	48.746	134	35.526	178	
7	1	1:56.429	27.744	205	51.411	114	37.274	177		19	2	1:50.799	27.284	200	48.213	138	35.302	179	
8	1	2:04.902	29.106	171	53.101	112	42.695			20	2	1:50.734	27.021	206	48.627	132	35.086	180	
9	1	4:02.172	2:34.634	136	51.490	115	36.048	180		21	2	1:50.998	27.054	210	48.601	132	35.343	180	
10	1	1:51.179	27.310	207	48.896	123	34.973	181		22	2	1:52.136	27.602	206	48.324	137	36.210	180	
11	1	1:49.497	26.858	207	48.124	121	34.515	182		23	2	2:10.537	27.169	208	49.404	125	53.964		
12	1	1:49.460	26.958	212	48.025	127	34.477	182											

Lap	Id	Time	SE1	SP1	SE2	SP2	SE3	SP3	TSP	Lap	Id	Time	SE1	SP1	SE2	SP2	SE3	SP3	TSP
89 Krabec, CZE(#1) / Marionec, DEU(#2)										theoretical besttime: 1:48.842									
1	1	5:47.615	3:48.569	104	1:06.021	103	53.025			9	1	1:59.709	28.700	200	48.482	133	42.527		
2	1	22:19.701	20:50.205	149	53.368	121	36.128	177		10	2	3:29.805	2:05.419	202	48.884	144	35.502	177	
3	1	1:52.681	28.012	201	49.649	133	35.020	177		11	2	1:51.204	27.578	205	48.005	140	35.621	176	
4	1	1:50.584	27.484	203	48.773	133	34.327	178		12	2	1:50.795	27.475	205	47.667	136	35.653	177	
5	1	1:49.893	27.344	203	48.356	134	34.193	177		13	2	1:50.750	27.905	202	47.909	135	34.936	176	
6	1	1:50.249	27.716	203	48.097	132	34.436	176		14	2	1:51.220	28.289	202	47.880	135	35.051	177	
7	1	1:49.260	27.622	203	47.567	133	34.071	178		15	2	1:50.944	27.475	203	48.147	139	35.322	177	
8	1	1:49.117	27.219	204	47.842	136	34.056	178		16	2	1:51.509	27.535	203	48.474	138	35.500	176	

Lap	Id	Time	SE1	SP1	SE2	SP2	SE3	SP3	TSP	Lap	Id	Time	SE1	SP1	SE2	SP2	SE3	SP3	TSP
99 Jöns, DEU(#1) / Siljehaug, NOR(#2)										theoretical besttime: 1:45.195									
1	2	3:57.320	2:00.252	127	1:14.161	88	42.907	160		14	1	1:50.620	27.027	206	48.964	123	34.629	181	
2	2	2:13.672	31.687	151	1:00.994	102	40.991	178		15	1	1:49.827	27.476	207	47.843	128	34.508	178	
3	2	2:04.653	30.472	160	54.283	108	39.898	179		16	1	1:49.473	27.220	209	47.609	128	34.644	179	
4	2	1:53.382	27.702	197	49.982	123	35.698	181		17	1	1:48.780	27.166	208	47.460	129	34.154	180	
5	2	1:51.896	28.932	172	49.237	131	33.727	185		18	1	1:52.391	27.197	207	49.907	126	35.287	180	
6	2	1:46.111	26.704	207	46.778	133	32.629	186		19	1	1:50.932	27.242	207	47.937	133	35.753	178	



ADAC GT4 Germany

Sector List Test Session 3

Provisional



Red Bull Ring, Length: 4318m

Air temperature: 4°C

Track temperature: 6.6°C

Weather condition: Wet

Reg. Nr.: AMF CR 18/2020

Thursday, October 15, 2020 15:00:00

Lap	Id	Time	SE1	SP1	SE2	SP2	SE3	SP3	TSP	Lap	Id	Time	SE1	SP1	SE2	SP2	SE3	SP3	TSP
7	2	1:54.848	27.186	204	45.862	135	41.800			20	1	1:49.922	27.297	207	47.677	130	34.948	179	
8	1	3:47.723	2:22.619	180	49.596	119	35.508	180		21	1	1:49.837	27.322	207	47.652	133	34.863	179	
9	1	1:53.358	27.744	194	49.658	113	35.956	177		22	1	1:50.240	27.336	207	47.837	131	35.067	180	
10	1	1:53.274	27.626	198	49.708	117	35.940	178		23	1	1:51.389	27.285	207	48.092	127	36.012	179	
11	1	2:03.667	27.929	201	50.316	117	45.422			24	1	1:52.769	27.667	202	49.262	122	35.840	178	
12	1	4:23.213	2:57.442	179	50.004	115	35.767	176		25	1	1:52.616	27.629	201	49.086	127	35.901	176	
13	1	1:51.585	27.680	199	48.736	126	35.169	178		26	1	1:56.835	27.984	186	50.250	125	38.601	126	