

# ADAC GT4 Germany

## Sector List Test Session 2

Provisional



Red Bull Ring, Length: 4318m  
 Air temperature: 3°C  
 Track temperature: 6.7°C  
 Weather condition: Dry

**DMSB** Reg. Nr.: AMF CR 18/2020

Thursday, October 15, 2020 11:25:00

Lap Id	Time	SE1	SP1	SE2	SP2	SE3	SP3	TSP	Lap Id	Time	SE1	SP1	SE2	SP2	SE3	SP3	TSP		
<b>2 Schrey, DEU(#1) / Piana, ITA(#2)</b>									<b>theoretical besttime: 1:37.960</b>										
1	1	3:11.127	1:48.556	164	49.563	134	33.008	176	164	9	1	1:38.684	24.891	217	43.250	158	30.543	184	217
2	1	1:46.554	26.323	212	48.031	138	32.200	183	212	10	1	1:38.373	24.992	217	43.072	159	30.309	188	<b>217</b>
3	1	1:41.866	25.398	216	44.744	144	31.724	185	216	11	1	1:38.234	24.937	217	43.029	153	<b>30.268</b>	<b>189</b>	217
4	1	1:45.867	25.271	217	44.744	146	35.852		217	12	1	<b>1:38.097</b>	<b>24.729</b>	<b>217</b>	<b>42.963</b>	<b>154</b>	30.405	187	217
5	1	3:42.419	2:18.882	183	48.951	132	34.586	163	183	13	1	1:43.835	25.283	217	43.832	152	34.720		217
6	1	1:45.093	26.328	204	45.860	138	32.905	188	204	14	1	3:37.429	2:22.035	214	44.075	154	31.319	182	214
7	1	1:40.247	25.579	215	43.832	151	30.836	186	215	15	1	1:39.577	25.252	216	43.596	152	30.729	187	216
8	1	1:39.099	25.007	216	43.590	155	30.502	188	216										

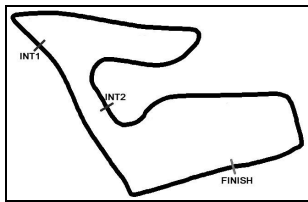
Lap Id	Time	SE1	SP1	SE2	SP2	SE3	SP3	TSP	Lap Id	Time	SE1	SP1	SE2	SP2	SE3	SP3	TSP		
<b>3 Hürtgen, DEU(#1) / von Gartzen, DEU(#2)</b>									<b>theoretical besttime: 1:39.750</b>										
1	1	3:14.301	1:50.003	170	49.664	133	34.634	183	170	9	1	1:40.200	25.236	214	43.984	155	30.980	186	214
2	1	1:43.825	26.068	213	45.428	142	32.329	183	213	10	1	1:48.019	25.187	214	46.077	135	36.755		214
3	1	1:52.611	25.832	213	46.008	142	40.771		213	11	1	3:28.913	2:12.125	209	45.009	149	31.779	186	209
4	1	4:45.135	3:14.188	158	55.716	142	35.231	182	158	12	1	1:40.351	25.301	213	43.939	145	31.111	186	213
5	1	1:44.730	26.214	211	46.675	140	31.841	184	211	13	1	1:40.235	25.194	215	43.764	156	31.277	187	<b>215</b>
6	1	1:41.170	25.640	213	44.314	147	31.216	186	213	14	1	<b>1:39.750</b>	<b>25.134</b>	<b>215</b>	<b>43.738</b>	<b>157</b>	<b>30.878</b>	<b>186</b>	215
7	1	1:40.848	25.238	213	44.186	149	31.424	184	213	15			31.757	117	1:02.353	112			117
8	1	1:40.236	25.409	213	43.852	152	30.975	186	213										

Lap Id	Time	SE1	SP1	SE2	SP2	SE3	SP3	TSP	Lap Id	Time	SE1	SP1	SE2	SP2	SE3	SP3	TSP		
<b>8 Suabo, DEU(#1) / Stefaonov, BUL(#2)</b>									<b>theoretical besttime: 1:41.208</b>										
1	1	4:27.571	2:48.464	152	52.676	105	46.431		152	7	1	1:41.948	25.686	215	44.665	138	<b>31.597</b>	<b>186</b>	215
2	1	8:02.475	6:24.033	93	1:00.794	116	37.648	177	93	8	1	<b>1:41.667</b>	25.662	215	44.320	133	31.685	187	215
3	1	1:50.570	27.834	184	49.145	128	33.591	184	184	9	1	1:48.384	<b>25.575</b>	<b>215</b>	44.467	145	38.342		215
4	1	1:44.140	26.250	211	45.714	138	32.176	186	211	10	1	3:51.780	2:35.028	177	45.106	143	31.646	188	177
5	1	1:43.054	26.040	213	45.216	135	31.798	186	213	11	1	1:41.732	25.641	215	<b>44.036</b>	<b>144</b>	32.055	186	<b>215</b>
6	1	1:43.404	26.193	211	45.185	131	32.026	185	211	12	1	2:02.655	26.339	212	50.910	118	45.406		212

Lap Id	Time	SE1	SP1	SE2	SP2	SE3	SP3	TSP	Lap Id	Time	SE1	SP1	SE2	SP2	SE3	SP3	TSP		
<b>9 Neumann, BUL(#1) / Bölting, DEU(#2)</b>									<b>theoretical besttime: 1:38.655</b>										
1	2	4:38.068	3:13.868	167	49.881	128	34.319	180	167	9	2	1:45.905	25.055	221	43.525	152	37.325		221
2	2	1:44.975	26.510	213	46.031	144	32.434	186	213	10	1	3:00.166	1:43.599	213	45.146	142	31.421	189	213
3	2	1:42.218	25.634	217	44.677	149	31.907	188	217	11	1	1:40.314	25.164	219	43.873	149	31.277	191	219
4	2	1:41.331	25.276	220	44.556	151	31.499	189	220	12	1	1:39.006	25.015	220	43.274	150	<b>30.717</b>	<b>191</b>	220
5	2	1:41.608	25.131	221	44.794	150	31.683	187	221	13	1	1:39.119	24.926	220	43.243	146	30.950	189	220
6	2	1:49.618	25.395	220	44.654	134	39.569		220	14	1	<b>1:38.849</b>	<b>24.806</b>	<b>221</b>	<b>43.132</b>	<b>151</b>	30.911	191	221
7	2	2:54.743	1:38.843	203	44.640	146	31.260	190	203	15	1	1:39.563	24.833	221	43.393	148	31.337	171	<b>221</b>
8	2	1:39.979	25.075	220	43.690	147	31.214	189	220										

Lap Id	Time	SE1	SP1	SE2	SP2	SE3	SP3	TSP	Lap Id	Time	SE1	SP1	SE2	SP2	SE3	SP3	TSP		
<b>10 Erlbacher, AUT(#1) / Dupre, DEU(#2)</b>									<b>theoretical besttime: 1:40.073</b>										
1	2	2:07.140						2:07.140	6	2	1:41.905	26.339	217	44.392	146	31.174	185	217	
2	2	14:04.820							7	2	1:40.876	25.120	217	44.793	147	<b>30.963</b>	<b>188</b>	217	
3	2	2:06.567	45.863	197	47.776	132	32.928	186	197	8	2	1:46.540	<b>25.077</b>	<b>217</b>	44.501	147	36.962		<b>217</b>
4	2	1:42.012	25.615	217	44.814	138	31.583	187	217	9	2	2:31.008	1:15.677	214	44.175	146	31.156	186	214
5	2	1:41.042	25.415	216	44.164	143	31.463	187	216	10	2	<b>1:40.667</b>	25.165	217	<b>44.033</b>	<b>149</b>	31.469	183	217

Lap Id	Time	SE1	SP1	SE2	SP2	SE3	SP3	TSP	Lap Id	Time	SE1	SP1	SE2	SP2	SE3	SP3	TSP		
<b>13 Marschalkowski, DEU(#1) / Still, DEU(#2)</b>									<b>theoretical besttime: 1:38.489</b>										
1	1	3:41.480	2:13.176	146	53.803	126	34.501	162	146	9	1	1:39.351	25.252	215	43.743	152	30.356	188	<b>215</b>
2	1	1:50.578	29.671	186	47.667	133	33.240	165	186	10	1	1:39.191	25.279	214	43.439	153	30.473	188	214
3	1	1:50.581	28.498	186	46.404	141	35.679		186	11	1	1:38.923	25.186	213	<b>43.327</b>	<b>155</b>	30.410	188	213
4	1	4:02.698	2:46.480	209	45.064	150	31.154	182	209	12	1	1:38.848	<b>24.882</b>	<b>215</b>	43.507	160	30.459	187	215
5	1	1:40.803	25.769	213	44.233	149	30.801	187	213	13	1	<b>1:38.692</b>	24.990	215	43.422	154	<b>30.280</b>	<b>187</b>	215
6	1	1:40.193	25.530	213	43.712	155	30.951	186	213	14	1	1:42.277	24.988	215	43.402	153	33.887		215
7	1	1:40.054	25.568	213	43.730	150	30.756	188	213	15	1	3:10.541	1:45.048	135	54.727	134	30.766	187	135
8	1	1:39.725	25.516	214	43.741	153	30.468	<b>188</b>	214										



# ADAC GT4 Germany

## Sector List Test Session 2

Provisional



**DMSB** Reg. Nr.: AMF CR 18/2020

Thursday, October 15, 2020 11:25:00

Red Bull Ring, Length: 4318m

Air temperature: 3°C

Track temperature: 6.7°C

Weather condition: Dry

Lap	Id	Time	SE1	SP1	SE2	SP2	SE3	SP3	TSP	Lap	Id	Time	SE1	SP1	SE2	SP2	SE3	SP3	TSP	
<b>14</b> Kreuzpointner, DEU(#1) / Kreuzpointner, DEU(#2)										<b>theoretical besttime: 1:40.478</b>										
1	2	3:53.444	2:09.046	158	1:00.687	120	43.711		158	9	2	1:44.115	26.131	212	45.743	139	32.241	183	212	
2	2	4:24.510	3:01.743	204	47.471	145	35.296	183	204	10	2	1:43.232	25.794	212	44.937	143	32.501	185	212	
3	2	1:42.489	25.850	211	44.845	155	31.794	184	211	11	2	1:43.638	27.302	212	44.813	144	31.523	184	212	
4	2	1:41.866	25.910	211	44.469	154	31.487	184	211	12	2	1:41.638	25.738	213	44.472	147	31.428	185	213	
5	2	<b>1:40.625</b>	25.401	213	<b>44.033</b>	<b>159</b>	<b>31.191</b>	<b>186</b>	213	13	2	1:42.607	25.661	213	44.822	138	32.124	184	213	
6	2	1:53.661	<b>25.254</b>	<b>216</b>	56.757	137	31.650	185	<b>216</b>	14	2	1:42.560	25.964	213	44.756	142	31.840	184	213	
7	2	1:46.892	25.282	213	44.102	154	37.508		213	15			33.147	135	1:13.653	78			135	
8	2	3:14.484	1:55.857	208	46.161	141	32.466	183	208											

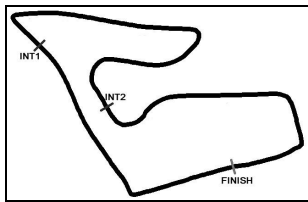
Lap	Id	Time	SE1	SP1	SE2	SP2	SE3	SP3	TSP	Lap	Id	Time	SE1	SP1	SE2	SP2	SE3	SP3	TSP	
<b>19</b> Tauscher, DEU(#1) / O Dey, DEU(#2)										<b>theoretical besttime: 1:39.337</b>										
1	2	3:15.258	1:50.929	166	50.613	131	33.716	184	166	9	2	1:39.966	25.074	219	43.773	152	31.119	181	219	
2	2	1:45.410	27.208	164	46.175	150	32.027	186	164	10	2	1:47.034	25.279	219	45.163	148	36.592		219	
3	2	1:42.062	25.628	218	44.403	148	32.031	188	218	11	1	5:46.347	4:17.665	143	53.409	116	35.273	149	143	
4	2	1:40.784	25.349	217	44.100	151	31.335	188	217	12	1	1:45.588	27.960	215	45.987	143	31.641	189	215	
5	2	1:40.416	25.318	218	43.716	<b>154</b>	31.382	190	218	13	1	1:42.375	26.239	219	44.606	141	31.530	188	219	
6	2	1:39.933	25.095	219	43.877	150	30.961	190	219	14	1	1:40.114	25.160	220	44.016	148	30.938	191	220	
7	2	1:39.768	25.087	220	<b>43.687</b>	153	30.994	190	220	15	1	<b>1:39.456</b>	<b>24.983</b>	<b>221</b>	43.806	150	<b>30.667</b>	<b>191</b>	<b>221</b>	
8	2	1:41.279	25.234	220	44.930	151	31.115	191	220											

Lap	Id	Time	SE1	SP1	SE2	SP2	SE3	SP3	TSP	Lap	Id	Time	SE1	SP1	SE2	SP2	SE3	SP3	TSP	
<b>21</b> Sturm, DEU(#1) / Fetzer, DEU(#2)										<b>theoretical besttime: 1:38.159</b>										
1	2	3:12.799	1:53.185	160	47.408	138	32.206	186	160	9	2	1:44.185	24.944	214	44.407	137	34.834		214	
2	2	1:42.614	25.641	191	45.749	141	31.224	186	191	10	1	3:27.528	2:12.882	220	43.509	144	31.137	190	220	
3	2	1:39.587	25.142	215	43.805	144	30.640	190	215	11	1	1:39.829	25.784	218	43.519	139	30.526	191	218	
4	2	1:39.285	25.075	221	43.431	144	30.779	191	221	12	1	1:39.424	25.539	219	43.390	138	30.495	191	219	
5	2	1:39.400	<b>24.727</b>	221	43.628	145	31.045	182	221	13	1	<b>1:38.244</b>	24.799	221	<b>43.085</b>	<b>148</b>	30.360	192	221	
6	2	1:43.867	25.086	221	43.661	145	35.120		221	14	1	1:38.625	24.962	220	43.316	147	<b>30.347</b>	<b>191</b>	220	
7	2	3:13.753	1:59.505	219	43.534	147	30.714	<b>192</b>	219	15	1	1:44.133	24.946	221	43.537	139	35.650		221	
8	2	1:38.780	24.908	<b>222</b>	43.141	147	30.731	188	<b>222</b>	16										78

Lap	Id	Time	SE1	SP1	SE2	SP2	SE3	SP3	TSP	Lap	Id	Time	SE1	SP1	SE2	SP2	SE3	SP3	TSP	
<b>22</b> Kasperlik, DEU(#1) / Möller-Madsen, DNK(#2)										<b>theoretical besttime: 1:38.233</b>										
1	2	3:12.243	1:52.267	170	47.564	130	32.412	185	170	10	1	1:39.530	25.080	221	43.677	146	30.773	189	221	
2	2	1:41.490	25.475	209	45.212	150	30.803	187	209	11	1	1:39.359	24.926	220	43.685	148	30.748	189	220	
3	2	1:39.241	24.942	220	43.625	152	30.674	188	220	12	1	1:39.129	24.741	220	43.696	142	30.692	188	220	
4	2	1:38.970	24.812	221	43.669	154	<b>30.489</b>	189	221	13	1	1:39.150	24.755	221	43.565	146	30.830	189	221	
5	2	<b>1:38.394</b>	24.709	221	<b>43.163</b>	<b>157</b>	30.522	189	221	14	1	1:39.190	24.949	220	43.450	147	30.791	188	220	
6	2	1:39.597	25.776	220	43.313	156	30.508	190	220	15	1	1:38.917	24.955	220	43.395	147	30.567	189	220	
7	2	1:45.121	<b>24.581</b>	<b>222</b>	43.851	140	36.689		<b>222</b>	16	1	1:39.087	25.058	220	43.480	149	30.549	190	220	
8	1	3:08.554	1:53.354	218	43.918	137	31.282	186	218	17	1	1:39.015	24.928	221	43.452	149	30.635	188	221	
9	1	1:40.033	25.058	221	43.737	143	31.238	186	221											

Lap	Id	Time	SE1	SP1	SE2	SP2	SE3	SP3	TSP	Lap	Id	Time	SE1	SP1	SE2	SP2	SE3	SP3	TSP
<b>23</b> Piro, DEU(#1) / Falkenbach, DEU(#2)										<b>theoretical besttime: 1:40.589</b>									
1	1	3:36.862	2:14.962	170	49.463	138	32.437	179	170	8	2	1:47.758	<b>25.654</b>	<b>207</b>	44.513	150	37.591		<b>207</b>
2	1	1:52.534	26.456	200	46.508	135	39.570		200	9	1	3:18.989	1:59.366	182	47.860	132	31.763	183	182
3	2	6:08.796	4:47.116	171	48.818	136	32.862	181	171	10	1	1:41.767	25.986	206	44.573	144	31.208	183	206
4	2	1:44.046	26.093	205	45.987	145	31.966	181	205	11	1	1:41.048	25.710	207	44.355	150	30.983	184	207
5	2	1:46.215	25.825	207	48.751	147	31.639	182	207	12	1	1:41.058	25.753	207	44.138	153	31.167	182	207
6	2	1:42.428	25.848	205	45.146	145	31.434	183	205	13	1	<b>1:40.601</b>	25.666	207	<b>44.100</b>	<b>144</b>	<b>30.835</b>	<b>183</b>	207
7	2	1:41.901	25.831	207	44.951	152	31.119	183	207	14			29.459	133	1:01.959	113			133

Lap	Id	Time	SE1	SP1	SE2	SP2	SE3	SP3	TSP	Lap	Id	Time	SE1	SP1	SE2	SP2	SE3	SP3	TSP
<b>24</b> Janits, AUT(#1) / Kofler, AUT(#2)										<b>theoretical besttime: 1:39.081</b>									
1	2	3:34.808	2:11.736	173	49.120	123	33.952	182	173	8	2	<b>1:39.142</b>	25.252	213	<b>43.426</b>	<b>146</b>	<b>30.464</b>	<b>185</b>	213
2	2	1:43.026	26.168	212	45.207	140	31.651	184	212	9	2	1:39.560	25.213	213	43.467	147	30.880	184	213
3	2	1:41.548	25.553	<b>214</b>	44.717	142	31.278	184	<b>214</b>	10	2	1:45.670	25.442	212	44.566	143	35.662		212
4	2	1:45.884	25.787	<b>213</b>	44.074	147	36.023		213	11	1	4:22.660	3:06.160	194	45.414	140	31.086	186	194
5	2	5:10.692	3:47.431	178	49.983	129	33.278	185	178	12	1	1:39.847	25.326	212	43.605	150	30.916	187	212
6	2	1:42.887	25.695	213	45.516	131	31.676	184	213	13	1	1:39.612	<b>25.191</b>	<b>211</b>	43.591	152	30.830	187	211
7	2	1:39.565	25.350	213	43.579	147	30.636	185	213	14	1	2:44.135	29.112	153	58.711	105	1:16.312		153



# ADAC GT4 Germany

## Sector List Test Session 2

Provisional



**DMSB** Reg. Nr.: AMF CR 18/2020

Thursday, October 15, 2020 11:25:00

Red Bull Ring, Length: 4318m

Air temperature: 3°C

Track temperature: 6.7°C

Weather condition: Dry

Lap	Id	Time	SE1	SP1	SE2	SP2	SE3	SP3	TSP	Lap	Id	Time	SE1	SP1	SE2	SP2	SE3	SP3	TSP
<b>26</b>	Kosch, LUX(#1) / Kieffer, LUX(#2)									<b>theoretical besttime: 1:39.543</b>									
1	2	3:11.341	1:43.309	118	55.621	130	32.411	185	118	10	2	1:41.127	25.460	217	44.100	148	31.567	182	217
2	2	1:43.595	26.773	197	45.413	148	31.409	186	197	11	2	1:40.680	25.654	217	43.870	147	31.156	187	217
3	<b>2</b>	<b>1:39.768</b>	25.208	216	<b>43.566</b>	<b>155</b>	30.994	186	216	12	2	1:40.765	25.178	218	44.229	142	31.358	187	218
4	2	1:40.682	25.791	<b>220</b>	44.010	143	<b>30.881</b>	<b>188</b>	<b>220</b>	13	2	1:42.816	25.157	217	45.756	143	31.903	185	217
5	2	1:41.141	25.272	217	43.916	151	31.953	172	217	14	2	1:39.924	25.107	218	43.857	147	30.960	188	218
6	2	1:40.711	25.457	218	43.992	143	31.262	187	218	15	2	1:39.820	<b>25.096</b>	<b>218</b>	43.842	151	30.882	188	218
7	2	1:46.826	25.166	209	44.909	150	36.751		209	16	2	1:39.964	25.381	217	43.694	149	30.889	187	217
8	2	3:36.401	2:19.054	207	45.236	142	32.111	184	207	17			27.116	134	1:02.594	106			134
9	2	1:41.591	25.661	217	44.574	145	31.356	187	217										

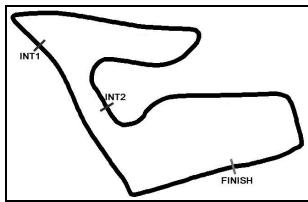
Lap	Id	Time	SE1	SP1	SE2	SP2	SE3	SP3	TSP	Lap	Id	Time	SE1	SP1	SE2	SP2	SE3	SP3	TSP
<b>27</b>	Grotstollen, DEU(#1) / Braun, DEU(#2)									<b>theoretical besttime: 1:39.611</b>									
1	2	3:30.957	2:07.235	183	49.423	134	34.299	182	183	9	2	4:31.792	3:07.896	158	50.429	137	33.467	185	158
2	2	1:46.017	26.253	206	46.354	142	33.410	183	206	10	2	1:42.654	26.194	214	44.847	147	31.613	187	214
3	2	1:44.919	25.789	212	46.833	135	32.297	185	212	11	2	1:40.705	25.269	212	44.549	149	30.887	188	212
4	2	1:42.528	25.583	215	45.213	147	31.732	186	215	12	2	1:40.396	<b>25.169</b>	<b>213</b>	44.497	151	<b>30.730</b>	<b>188</b>	213
5	2	1:41.637	25.485	214	44.510	147	31.642	184	214	13	<b>2</b>	<b>1:39.750</b>	25.169	218	<b>43.712</b>	<b>158</b>	30.869	187	<b>218</b>
6	2	1:41.441	25.522	214	44.502	147	31.417	186	214	14	2	1:46.843	25.430	217	45.150	157	36.263		217
7	2	1:41.771	25.406	211	44.943	152	31.422	186	211	15	1	3:27.797	1:48.268	212	59.909	91	39.620	186	212
8	2	1:46.464	25.317	215	44.387	146	36.760		215										

Lap	Id	Time	SE1	SP1	SE2	SP2	SE3	SP3	TSP	Lap	Id	Time	SE1	SP1	SE2	SP2	SE3	SP3	TSP
<b>48</b>	Apotheloz, CHE(#1) / Trefz, DEU(#2)									<b>theoretical besttime: 1:38.638</b>									
1	2	4:31.847	3:11.229	163	48.208	132	32.410	181	163	8	2	1:41.759	25.324	216	43.214	153	33.221	188	216
2	2	1:42.985	26.552	208	45.022	139	31.411	183	208	9	<b>2</b>	<b>1:38.718</b>	25.011	217	43.236	150	<b>30.471</b>	<b>188</b>	<b>217</b>
3	2	1:41.419	25.697	210	44.562	146	31.160	183	210	10	2	1:43.634	<b>24.980</b>	<b>216</b>	<b>43.187</b>	<b>154</b>	35.467		216
4	2	1:40.964	25.745	209	44.166	146	31.053	183	209	11	1	6:02.627	4:35.658	182	51.254	114	35.715	178	182
5	2	1:40.229	25.789	209	43.686	148	30.754	184	209	12	1	1:42.283	26.041	212	44.725	138	31.517	183	212
6	2	1:40.140	25.526	209	43.825	147	30.789	<b>188</b>	209	13	1	1:42.795	25.976	209	45.312	143	31.507	183	209
7	2	1:38.884	25.050	216	43.340	151	30.494	187	216	14	1	1:40.769	25.641	211	44.149	142	30.979	184	211

Lap	Id	Time	SE1	SP1	SE2	SP2	SE3	SP3	TSP	Lap	Id	Time	SE1	SP1	SE2	SP2	SE3	SP3	TSP
<b>59</b>	Dreyspring, DEU(#1) / Sizov, RUS(#2)									<b>theoretical besttime: 1:39.194</b>									
1	2	3:32.244	2:00.148	132	51.851	119	40.245		132	9	2	1:47.088	25.277	217	44.351	149	37.460		217
2	2	3:45.494	2:14.168	139	53.971	125	37.355	152	139	10	1	3:44.385	2:29.107	213	44.154	144	31.124	187	213
3	2	1:46.465	28.795	201	45.874	148	31.796	190	201	11	1	1:40.325	25.237	216	43.834	151	31.254	190	216
4	2	1:41.349	25.469	<b>217</b>	44.501	151	31.379	186	<b>217</b>	12	1	1:39.901	25.173	215	43.763	152	30.965	189	215
5	2	1:40.549	25.372	216	43.939	148	31.238	188	216	13	1	1:39.649	25.198	214	43.653	147	30.798	189	214
6	2	1:39.964	25.216	216	43.705	<b>154</b>	31.043	189	216	14	1	1:39.720	25.244	214	43.618	149	30.858	187	214
7	2	1:39.737	<b>25.052</b>	217	43.584	151	31.101	185	217	15	<b>1</b>	<b>1:39.356</b>	25.214	216	<b>43.513</b>	<b>148</b>	<b>30.629</b>	<b>190</b>	216
8	2	1:39.846	25.318	215	43.695	152	30.833	189	215										

Lap	Id	Time	SE1	SP1	SE2	SP2	SE3	SP3	TSP	Lap	Id	Time	SE1	SP1	SE2	SP2	SE3	SP3	TSP
<b>69</b>	Dörr, DEU(#1) / Martin-Dye, GBR(#2)									<b>theoretical besttime: 1:39.519</b>									
1	1	3:47.327	2:13.843	147	54.095	129	39.389		147	9	1	1:45.880	25.282	214	44.705	150	35.893		214
2	1	4:12.759	2:45.500	163	53.123	133	34.136	165	163	10	2	3:37.584	2:17.119	154	48.851	152	31.614	189	154
3	1	1:45.210	28.154	190	45.431	145	31.625	186	190	11	2	1:39.720	25.120	215	43.729	147	<b>30.871</b>	<b>188</b>	215
4	1	1:41.531	25.663	213	44.665	146	31.203	188	213	12	<b>2</b>	<b>1:39.596</b>	<b>25.041</b>	<b>216</b>	43.661	150	30.894	189	216
5	1	1:40.851	25.302	216	44.270	148	31.279	187	216	13	2	2:05.018	25.139	217	53.869	133	46.010	188	<b>217</b>
6	1	1:40.988	25.315	215	44.222	150	31.451	188	215	14	2	1:39.882	25.107	216	<b>43.607</b>	<b>155</b>	31.168	188	216
7	1	1:40.820	25.331	215	44.253	149	31.236	187	215	15			39.296	124	1:15.429	69			124
8	1	1:42.045	25.361	215	45.320	147	31.364	186	215										

Lap	Id	Time	SE1	SP1	SE2	SP2	SE3	SP3	TSP	Lap	Id	Time	SE1	SP1	SE2	SP2	SE3	SP3	TSP
<b>71</b>	Sasse, DEU(#1) / Tregurtha, GBR(#2)									<b>theoretical besttime: 1:38.543</b>									
1	2	5:29.967	4:05.615	143	50.349	127	34.003	181	143	9	1	1:40.429	25.207	216	44.343	142	30.879	188	216
2	2	1:44.853	26.729	213	46.016	142	32.108	185	213	10	1	1:39.563	24.966	217	43.875	145	30.722	189	<b>217</b>
3	2	1:42.191	25.492	216	44.965	144	31.734	186	216	11	1	1:39.262	25.023	216	43.651	152	30.588	188	216
4	2	1:40.429	25.203	215	44.404	154	30.822	187	215	12	1	1:39.163	25.051	217	43.520	144	30.592	189	217
5	2	1:39.619	25.083	215	43.906	152	30.630	186	215	13	1	1:39.013	24.961	217	43.504	145	30.548	189	217
6	2	1:39.010	<b>24.859</b>	217	43.321	<b>158</b>	30.830	189	217	14	1	<b>1:38.723</b>	25.039	216	<b>43.256</b>	<b>151</b>	<b>30.428</b>	<b>189</b>	216
7	2	1:43.477	25.216	216	43.422	154	34.839		216	15	1	2:12.935	27.354	157	58.640	103	46.941		157
8	1	4:31.748	3:15.943	212	44.663	144	31.142	188	212										



# ADAC GT4 Germany

## Sector List Test Session 2

Provisional



Red Bull Ring, Length: 4318m

Air temperature: 3°C

Track temperature: 6.7°C

Weather condition: Dry

**DMSB** Reg. Nr.: AMF CR 18/2020

Thursday, October 15, 2020 11:25:00

Lap Id	Time	SE1	SP1	SE2	SP2	SE3	SP3	TSP	Lap Id	Time	SE1	SP1	SE2	SP2	SE3	SP3	TSP		
<b>89 Krabec, CZE(#1) / Marioneck, DEU(#2)</b>									<b>theoretical besttime: 1:38.780</b>										
1	1	6:03.141	4:30.524	126	55.297	123	37.320	148	126	9	1	1:39.501	25.150	212	43.679	150	30.672	185	212
2	1	1:51.661	31.787	136	47.296	127	32.578	182	136	10	1	1:46.175	25.356	211	43.987	144	36.832		211
3	1	1:43.779	26.126	208	46.119	133	31.534	186	208	11	2	3:47.990	2:33.406	209	43.702	150	30.882	188	209
4	1	1:40.670	25.632	211	43.875	133	31.163	186	211	12	2	1:40.972	25.160	215	43.438	146	32.374	188	<b>215</b>
5	1	1:39.942	25.498	211	43.683	141	30.761	186	211	13	<b>2</b>	<b>1:38.807</b>	25.165	212	<b>43.111</b>	<b>154</b>	<b>30.531</b>	<b>188</b>	212
6	1	1:39.445	25.283	211	43.480	147	30.682	187	211	14	2	1:38.905	<b>25.138</b>	<b>213</b>	43.152	152	30.615	187	213
7	1	1:40.194	25.534	210	43.475	144	31.185	186	210	15			25.928	169	58.079	91			169
8	1	1:39.433	25.191	212	43.590	144	30.652	186	212										

Lap Id	Time	SE1	SP1	SE2	SP2	SE3	SP3	TSP	Lap Id	Time	SE1	SP1	SE2	SP2	SE3	SP3	TSP		
<b>99 Jöns, DEU(#1) / Siljehaug, NOR(#2)</b>									<b>theoretical besttime: 1:39.951</b>										
1	2	3:41.587	2:21.061	190	47.288	117	33.238	184	190	9	2	1:40.528	25.437	214	<b>44.022</b>	<b>141</b>	31.069	186	214
2	2	1:45.409	26.522	203	45.667	139	33.220	177	203	10	2	1:40.328	25.311	213	44.134	145	<b>30.883</b>	<b>188</b>	213
3	2	1:46.300	26.189	211	45.604	139	34.507	173	211	11	<b>2</b>	<b>1:40.305</b>	<b>25.046</b>	<b>215</b>	44.070	143	31.189	188	215
4	2	1:51.733	26.222	210	45.336	138	40.175		210	12	2	1:49.728	25.431	209	46.468	139	37.829		209
5	2	3:44.298	2:21.556	171	50.156	125	32.586	185	171	13	1	3:45.767	2:27.541	206	46.554	138	31.672	186	206
6	2	1:41.595	25.837	210	44.421	144	31.337	187	210	14	1	1:42.178	26.013	196	44.867	142	31.298	187	196
7	2	1:42.260	25.306	213	45.397	138	31.557	188	213	15			25.715	175	58.512	100			175
8	2	1:40.969	25.231	<b>215</b>	44.349	144	31.389	184	<b>215</b>										