

Testtag ADAC GT4 Germany

Sector List Test Session 3

Provisional



Hockenheimring, Length: 4574m

Air temperature: 22.91°C

Track temperature: 31.1°C

Weather condition: Dry

DMSB Reg. Nr.:

Thursday, September 17, 2020 16:10:00

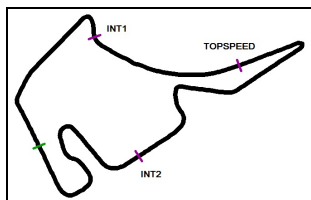
Lap	Id	Time	SE1	SP1	SE2	SP2	SE3	SP3	TSP	Lap	Id	Time	SE1	SP1	SE2	SP2	SE3	SP3	TSP
2 Schrey, DEU(#1) / Piana, ITA(#2)										theoretical besttime: 1:48.134									
1	2	4:55.949	3:27.634	134	52.523	167	35.792	181	233	12	1	5:22.243	3:54.089	142	52.242	173	35.912	184	232
2	2	1:52.124	24.704	141	52.234	169	35.186	183	234	13	1	1:48.980	24.133	142	50.203	176	34.644	184	236
3	2	1:51.654	24.428	139	51.292	169	35.934	183	234	14	1	1:48.931	23.770	141	50.432	174	34.729	184	236
4	2	1:51.128	24.499	140	51.153	172	35.476	183	235	15	1	1:53.642	23.884	142	50.447	176	39.311	51	237
5	2	1:55.272	24.496	140	51.156	170	39.620	59	234	16	2	3:22.631	1:57.367	142	50.539	175	34.725	182	237
6	1	7:05.305	5:30.995	117	56.827	153	37.483	183	206	17	2	1:48.659	23.894	143	50.286	175	34.479	186	237
7	1	1:48.815	23.854	141	50.493	175	34.468	184	235	18	2	1:48.471	24.088	142	50.042	176	34.341	185	238
8	1	1:48.452	23.757	140	50.354	176	34.341	185	236	19	2	1:49.114	24.123	142	50.251	176	34.740	186	238
9	1	1:48.885	23.769	142	50.567	176	34.549	184	236	20	2	1:48.670	23.751	142	50.243	176	34.676	185	238
10	1	1:49.020	23.806	141	50.471	176	34.743	184	237	21	2	1:48.504	23.775	142	50.132	177	34.597	186	238
11	1	1:53.290	23.807	142	50.415	176	39.068	56	238										

Lap	Id	Time	SE1	SP1	SE2	SP2	SE3	SP3	TSP	Lap	Id	Time	SE1	SP1	SE2	SP2	SE3	SP3	TSP
3 Hürtgen, DEU(#1) / von Gartzen, DEU(#2)										theoretical besttime: 1:48.443									
1	2	4:57.885	3:29.239	133	52.681	169	35.965	178	231	12	1	3:33.018	1:57.188	126	55.616	152	40.214	183	206
2	2	1:51.577	24.597	140	51.597	170	35.383	182	235	13	1	1:49.780	24.470	142	50.486	174	34.824	185	237
3	2	1:51.905	24.710	133	51.736	172	35.459	182	233	14	1	1:48.513	23.774	143	50.260	175	34.479	184	238
4	2	1:51.471	24.627	139	51.365	173	35.479	181	234	15	1	1:50.297	24.008	143	50.294	171	35.995	184	237
5	2	1:55.973	24.618	140	51.210	173	40.145	55	234	16	1	1:48.739	23.857	142	50.293	177	34.589	184	236
6	2	3:23.858	1:56.634	139	51.669	173	35.555	182	237	17	1	1:54.538	23.704	141	50.381	175	40.453	51	236
7	2	1:51.381	24.602	138	51.316	173	35.463	183	234	18	1	3:19.339	1:53.736	141	50.805	175	34.798	185	236
8	2	1:51.869	24.574	139	51.584	168	35.711	183	236	19	1	2:15.812	26.379	102	1:13.770	169	35.663	184	129
9	2	1:57.474	24.940	139	51.703	173	40.831	53	237	20	1	1:50.539	24.168	142	50.337	175	36.034	185	239
10	2	3:42.200	2:14.187	142	51.811	167	36.202	183	238	21	1	1:59.210	25.367	139	50.624	175	43.219	50	237
11	2	1:59.825	24.707	135	51.919	170	43.199	46	235										

Lap	Id	Time	SE1	SP1	SE2	SP2	SE3	SP3	TSP	Lap	Id	Time	SE1	SP1	SE2	SP2	SE3	SP3	TSP
4 Marschalkowski, DEU(#1) / Still, DEU(#2)										theoretical besttime: 1:49.016									
1	1	1:36.245					1:36.245	49		8	1	7:07.556	5:39.074	140	51.171	175	37.311	183	235
2	1	4:33.392	2:28.198	96	1:18.593	110	46.601	155	156	9	1	1:49.144	23.884	141	50.656	175	34.604	185	236
3	1	2:04.953	28.633	127	57.110	157	39.210	182	214	10	1	1:49.265	23.894	141	50.838	175	34.533	184	237
4	1	1:50.595	24.193	140	51.023	174	35.379	183	232	11	1	2:03.772	24.376	142	50.760	171	48.636	57	237
5	1	1:49.318	23.840	141	50.958	174	34.520	184	232	12	1	10:28.394	8:18.417	89	1:17.051	126	52.926	58	148
6	1	1:49.674	24.028	140	50.901	174	34.745	184	233	13	1	5:07.721	2:57.884	97	1:18.687	132	51.150	59	136
7	1	1:53.838	24.096	142	51.063	175	38.679	56	233										

Lap	Id	Time	SE1	SP1	SE2	SP2	SE3	SP3	TSP	Lap	Id	Time	SE1	SP1	SE2	SP2	SE3	SP3	TSP
8 Suabo, DEU(#1) / Dienst, DEU(#2)										theoretical besttime: 1:50.368									
1	1	5:16.273	3:37.512	119	1:00.046	163	38.715	171	158	9	1	1:58.832	24.637	142	50.994	171	43.201	58	234
2	1	1:59.018	27.748	125	54.066	167	37.204	175	213	10	1	21:14.244	19:45.152	133	52.278	171	36.814	177	228
3	1	1:51.992	25.363	144	51.165	172	35.464	181	231	11	1	1:52.986	24.987	144	51.607	170	36.392	180	230
4	1	1:50.957	24.691	142	51.101	171	35.165	181	231	12	1	1:52.158	24.857	144	51.391	172	35.910	180	230
5	1	1:51.032	24.722	143	51.034	173	35.276	182	232	13	1	1:51.540	24.721	143	51.091	171	35.728	180	231
6	1	1:50.686	24.526	144	50.809	174	35.351	181	231	14	1	1:51.972	24.671	141	51.830	171	35.471	182	231
7	1	1:50.685	24.453	143	51.126	171	35.106	182	232	15	1	1:51.727	24.797	143	51.510	170	35.420	181	232
8	1	1:50.708	24.508	143	51.075	171	35.125	183	234										

Lap	Id	Time	SE1	SP1	SE2	SP2	SE3	SP3	TSP	Lap	Id	Time	SE1	SP1	SE2	SP2	SE3	SP3	TSP
9 Neumann, BUL(#1) / Bölting, DEU(#2)										theoretical besttime: 1:49.299									
1	1	5:36.338	3:46.841	112	1:09.741	162	39.756	178	168	13	1	1:50.642	24.643	146	50.366	173	35.633	183	242
2	1	1:55.505	26.164	143	52.372	170	36.969	180	238	14	1	1:50.629	24.469	145	50.517	175	35.643	183	240
3	1	1:50.947	24.834	143	50.626	173	35.487	183	238	15	1	1:50.913	24.845	144	50.488	174	35.580	181	238
4	1	1:50.178	24.425	144	50.417	174	35.336	184	241	16	1	1:52.250	24.469	144	50.439	173	37.342	184	242
5	1	1:49.782	24.266	143	50.406	175	35.110	184	242	17	1	1:53.461	26.705	134	51.071	172	35.685	183	238
6	1	1:49.976	24.481	144	50.421	174	35.074	183	241	18	1	1:50.784	24.925	141	50.604	175	35.255	183	242
7	1	1:49.643	24.319	144	50.141	176	35.183	182	242	19	1	1:57.009	24.919	145	50.383	175	41.707	49	242
8	1	1:54.609	24.472	145	50.169	175	39.968	58	242	20	1	3:57.273	2:29.924	142	51.455	173	35.894	185	241
9	1	4:39.299	3:12.441	144	51.017	172	35.841	184	242	21	1	1:49.364	24.256	146	50.046	175	35.062	186	242
10	1	1:50.566	24.761	143	50.252	172	35.553	180	241	22	1	1:49.718	24.408	144	49.981	175	35.329	186	244
11	1	1:52.049	24.374	145	50.649	167	37.026	182	242	23	1	1:52.224	24.470	144	52.370	174	35.384	185	243
12	1	1:54.775	25.661	146	53.309	171	35.805	182	201										



Testtag ADAC GT4 Germany

Sector List Test Session 3

Provisional



Hockenheimring, Length: 4574m

Air temperature: 22.91°C

Track temperature: 31.1°C

Weather condition: Dry

DMSB Reg. Nr.:

Thursday, September 17, 2020 16:10:00

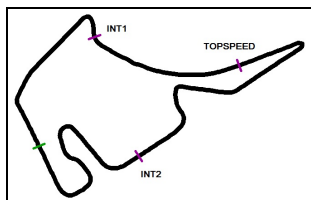
Lap	Id	Time	SE1	SP1	SE2	SP2	SE3	SP3	TSP	Lap	Id	Time	SE1	SP1	SE2	SP2	SE3	SP3	TSP
10	Erlbacher, AUT(#1) / Dupre, DEU(#2)									theoretical besttime: 1:50.209									
1	1	3:06.362					3:06.362	50		11	1	1:50.591	24.554	142	50.888	173	35.149	180	234
2	1	2:19.457	44.507	126	58.521	171	36.429	179	160	12	1	1:50.723	24.627	142	51.079	173	35.017	180	233
3	1	1:52.242	24.909	144	51.315	171	36.018	179	234	13	1	1:51.102	24.483	142	51.281	172	35.338	179	234
4	1	1:50.941	24.832	141	50.915	172	35.194	180	234	14	1	2:24.477	53.126	143	51.092	172	40.259	59	234
5	1	1:50.766	24.716	141	50.981	171	35.069	180	235	15	1	3:40.026	2:10.256	137	53.371	170	36.399	177	234
6	1	1:50.609	24.852	140	50.919	174	34.838	182	234	16	1	1:52.855	25.509	142	51.737	172	35.609	180	234
7	1	1:50.623	24.511	140	50.962	173	35.150	181	234	17	1	1:51.911	25.047	141	51.330	172	35.534	180	234
8	1	1:55.111	24.646	142	51.002	174	39.463	59	234	18	1	1:52.069	25.026	140	51.326	172	35.717	179	233
9	1	5:04.223	3:37.033	125	51.364	173	35.826	175	231	19	1	1:51.810	25.090	143	51.263	172	35.457	180	233
10	1	1:51.133	25.055	141	51.008	172	35.070	181	234	20	1	1:58.003	25.144	144	51.763	171	41.096	59	233

Lap	Id	Time	SE1	SP1	SE2	SP2	SE3	SP3	TSP	Lap	Id	Time	SE1	SP1	SE2	SP2	SE3	SP3	TSP
14	Kreutzpointner, DEU(#1) / Kreutzpointner, DEU(#2)									theoretical besttime: 1:50.673									
1	2	6:13.844	3:42.036	74	1:34.148	80	57.660	51	101	11	2	4:14.711	2:45.106	135	53.554	173	36.051	182	236
2	2	5:10.123	3:38.947	139	55.334	173	35.842	180	216	12	2	1:55.697	24.701	141	52.639	169	38.357	183	238
3	2	1:51.173	24.415	143	50.949	174	35.809	182	235	13	2	1:53.231	24.925	144	52.323	174	35.983	182	240
4	2	1:51.015	24.528	144	51.091	174	35.396	183	236	14	2	1:52.018	24.522	144	51.379	173	36.117	181	240
5	2	1:51.321	24.484	142	51.390	172	35.447	182	236	15	2	1:51.515	24.423	144	51.303	174	35.789	183	238
6	2	1:50.943	24.509	143	51.105	174	35.329	183	237	16	2	2:09.996	27.364	132	1:00.237	167	42.395	59	143
7	2	2:14.573	24.926	142	1:03.376	151	46.271	54	176	17	2	3:25.188	1:55.239	140	53.172	171	36.777	180	237
8	2	3:46.162	2:18.931	138	51.718	173	35.513	182	235	18	2	1:51.857	24.779	144	51.250	173	35.828	181	237
9	2	1:50.781	24.395	144	50.989	173	35.397	183	237	19	2	1:54.546	24.603	144	53.837	168	36.106	183	240
10	2	1:58.382	24.456	142	52.154	166	41.772	59	237	20	2	1:51.679	24.543	140	51.248	174	35.888	183	237

Lap	Id	Time	SE1	SP1	SE2	SP2	SE3	SP3	TSP	Lap	Id	Time	SE1	SP1	SE2	SP2	SE3	SP3	TSP
19	Tauscher, DEU(#1) / Levi O, DEU(#2)									theoretical besttime: 1:48.359									
1	2	3:03.758					3:03.758	53		12	2	1:50.326	24.475	143	50.296	175	35.555	183	242
2	2	2:21.587	44.071	131	1:00.914	166	36.602	180	165	13	2	1:55.720	24.460	144	50.604	172	40.656	54	241
3	2	1:51.547	24.719	144	51.197	172	35.631	181	238	14	2	7:29.852	6:01.399	132	52.867	167	35.586	183	234
4	2	1:51.023	24.597	144	50.857	172	35.569	184	241	15	2	1:50.504	24.448	146	50.970	173	35.086	184	240
5	2	1:56.878	24.632	145	54.639	169	37.607	182	178	16	2	1:48.676	23.993	145	50.046	176	34.637	183	241
6	2	1:50.594	24.607	143	50.678	174	35.309	182	239	17	2	1:48.540	23.876	145	50.179	175	34.485	184	240
7	2	1:50.246	24.360	144	50.512	174	35.374	183	241	18	2	1:48.581	24.078	145	49.998	176	34.505	185	241
8	2	1:50.331	24.453	144	50.599	173	35.279	183	241	19	2	1:48.857	24.085	145	50.054	175	34.718	184	241
9	2	1:55.837	24.366	144	50.527	174	40.944	55	242	20	2	1:48.973	23.998	145	50.145	175	34.830	183	241
10	2	4:05.003	2:39.171	142	50.718	174	35.114	184	241	21	2	1:55.863	24.167	144	50.628	174	41.068	54	241
11	2	1:50.441	24.794	139	50.683	174	34.964	183	241										

Lap	Id	Time	SE1	SP1	SE2	SP2	SE3	SP3	TSP	Lap	Id	Time	SE1	SP1	SE2	SP2	SE3	SP3	TSP
21	Sturm, DEU(#1) / Fetzer, DEU(#2)									theoretical besttime: 1:48.142									
1	1	5:01.212	3:25.406	124	1:00.518	170	35.288	183	143	11	1	1:48.617	24.095	145	49.893	173	34.629	183	243
2	1	1:50.647	24.703	144	50.646	174	35.298	183	241	12	1	1:52.869	24.238	144	50.273	176	38.358	60	237
3	1	1:50.790	24.655	143	50.861	173	35.274	184	242	13	1	4:14.403	2:49.622	144	50.146	175	34.635	182	242
4	1	1:54.871	24.484	144	50.840	170	39.547	60	242	14	1	1:48.739	23.815	145	49.930	175	34.994	180	243
5	1	7:31.126	5:32.275	95	1:17.819	131	41.032	179	110	15	1	1:55.160	23.843	146	50.214	166	41.103	53	243
6	1	1:53.448	26.026	143	52.016	173	35.406	183	226	16	1	3:31.094	2:05.937	145	50.512	174	34.645	184	242
7	1	1:48.807	24.040	146	50.288	173	34.479	179	243	17	1	1:49.028	24.355	146	50.075	175	34.598	182	243
8	1	1:55.716	24.491	143	51.747	169	39.478	60	240	18	1	1:48.767	24.236	144	49.962	176	34.569	184	243
9	1	4:44.951	3:19.796	144	50.289	172	34.866	184	242	19	1	1:48.649	23.997	146	49.917	172	34.735	185	243
10	1	1:48.667	24.225	145	50.008	173	34.434	185	242										

Lap	Id	Time	SE1	SP1	SE2	SP2	SE3	SP3	TSP	Lap	Id	Time	SE1	SP1	SE2	SP2	SE3	SP3	TSP
22	Kasperlik, DEU(#1) / Möller-Madsen, DNK(#2)									theoretical besttime: 1:47.865									
1	1	1:31.642					1:31.642	52		11	2	1:54.596	23.910	144	50.911	169	39.775	55	244
2	1	4:07.681	2:13.846	97	1:14.125	128	39.710	146	118	12	2	4:11.301	2:46.661	144	49.905	174	34.735	182	244
3	1	1:59.034	28.628	140	55.586	173	34.820	183	179	13	2	1:50.651	24.085	144	49.973	175	36.593	169	242
4	1	1:48.608	24.165	143	50.068	175	34.375	184	242	14	2	1:48.802	24.181	144	50.108	175	34.513	186	242
5	1	1:48.267	24.141	143	49.706	175	34.420	183	240	15	2	1:48.450	23.836	143	49.922	176	34.692	182	243
6	1	1:48.855	24.011	142	50.012	173	34.832	184	243	16	2	1:48.623	24.076	143	49.924	176	34.623	182	242
7	1	1:55.010	24.270	142	50.049	170	40.691	57	243	17	2	1:50.760	23.919	145	52.204	174	34.637	184	243
8	2	8:05.805	6:41.087	143	50.179	174	34.539	183	242	18	2	1:48.582	23.972	143	49.890	174	34.720	184	242
9	2	1:48.388	23.863	143	50.001	175	34.524	183	242	19	2	1:54.124	24.294	144	50.447	175	39.383	59	244
10	2	1:48.042	23.786	143	49.883	175	34.373	184	243										



Testtag ADAC GT4 Germany

Sector List Test Session 3

Provisional



Hockenheimring, Length: 4574m

Air temperature: 22.91°C

Track temperature: 31.1°C

Weather condition: Dry

DMSB Reg. Nr.:

Thursday, September 17, 2020 16:10:00

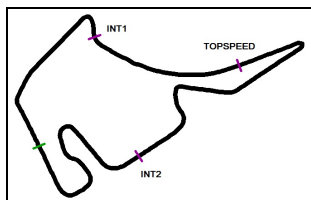
Lap Id	Time	SE1	SP1	SE2	SP2	SE3	SP3	TSP	Lap Id	Time	SE1	SP1	SE2	SP2	SE3	SP3	TSP		
23 Falkenbach, DEU(#1) / Piro, DEU(#2)									theoretical besttime: 1:49.907										
1	1	5:16.381	3:45.723	107	54.760	167	35.898	177	200	9	1	1:50.189	24.209	141	51.191	171	34.789	177	225
2	1	1:53.798	27.075	136	51.745	168	34.978	179	220	10	1	1:57.520	24.415	140	53.551	167	39.554	64	226
3	1	1:50.522	24.340	142	51.364	172	34.818	178	224	11	2	7:11.838	5:44.603	139	52.181	168	35.054	179	224
4	1	1:50.499	24.310	140	51.340	170	34.849	179	224	12	2	1:50.644	24.660	139	51.248	170	34.736	180	226
5	1	1:50.389	24.164	141	51.451	171	34.774	181	223	13	2	1:50.294	24.551	141	51.147	171	34.596	180	226
6	1	1:53.626	24.476	121	52.806	171	36.344	178	221	14	2	1:50.245	24.269	140	51.209	170	34.767	179	227
7	1	1:50.618	24.277	139	51.398	171	34.943	179	224	15	2	1:50.687	24.479	140	51.255	172	34.953	180	226
8	1	1:50.505	24.387	141	51.305	171	34.813	179	227	16	2	2:00.947	24.606	140	52.217	171	44.124	34	226

24 Kofler, AUT(#1) / Janits, AUT(#2)									theoretical besttime: 1:48.553										
1	1	4:52.017	3:20.112	136	56.127	169	35.778	181	171	12	1	1:49.059	24.214	142	50.329	172	34.516	181	233
2	1	1:52.695	24.824	143	51.123	170	36.748	181	230	13	1	1:49.077	24.040	141	50.545	170	34.492	182	232
3	1	1:52.292	25.830	142	51.287	171	35.175	181	231	14	1	1:49.186	24.080	142	50.521	172	34.585	180	233
4	1	1:56.331	24.814	141	51.053	169	40.464	58	230	15	1	1:49.282	24.166	143	50.523	169	34.593	181	231
5	1	5:52.531	4:10.913	129	59.027	150	42.591	58	154	16	2	1:54.921	24.273	141	50.653	172	39.995	50	231
6	1	2:28.527	1:02.988	142	50.709	171	34.830	182	229	17	1	3:20.477	1:54.531	141	51.003	171	34.943	180	230
7	1	1:49.415	24.259	142	50.616	170	34.540	181	232	18	1	1:50.449	24.937	140	50.652	171	34.860	181	231
8	1	1:49.273	24.209	141	50.601	171	34.463	183	232	19	1	1:50.106	24.334	142	50.776	172	34.996	182	232
9	1	1:48.663	23.956	143	50.439	172	34.268	182	232	20	1	1:51.611	24.475	141	51.654	169	35.482	182	232
10	1	1:56.241	23.972	143	50.622	170	41.647	59	232	21	1	1:50.364	24.766	144	50.668	172	34.930	182	232
11	1	3:19.647	1:52.182	137	51.721	171	35.744	180	230	22	1	1:50.426	24.914	141	50.747	171	34.765	182	230

25 Schraml, DEU(#1) / Richter, DEU(#2)									theoretical besttime: 1:49.169										
1	1	4:42.249	3:14.446	140	51.908	171	35.895	180	234	11	1	1:49.207	24.121	142	50.388	175	34.698	185	240
2	1	1:51.136	24.826	137	51.172	174	35.138	183	237	12	1	1:54.590	24.376	143	50.587	173	39.627	57	241
3	1	1:51.173	24.628	141	51.065	172	35.480	183	240	13	1	4:20.208	2:51.983	138	51.857	169	36.368	181	240
4	1	1:51.324	24.737	142	51.055	171	35.532	182	240	14	2	1:53.050	24.885	143	51.654	169	36.511	182	241
5	1	1:56.817	24.805	141	51.258	172	40.754	53	239	15	2	1:52.656	25.189	142	51.516	171	35.951	183	239
6	1	6:06.409	4:35.645	133	55.258	170	35.506	183	230	16	2	1:52.607	25.114	138	51.616	169	35.877	183	241
7	1	1:49.584	24.363	143	50.475	175	34.746	183	241	17	2	1:52.932	24.907	144	51.281	172	36.744	183	241
8	1	1:50.255	24.083	140	51.143	173	35.029	183	242	18	2	1:53.212	25.619	142	51.275	172	36.318	183	242
9	1	1:54.822	24.249	142	51.109	173	39.464	59	239	19	2	2:05.673	25.239	135	56.590	165	43.844	57	232
10	1	7:29.982	6:03.848	143	51.044	173	35.090	184	242										

27 Grotstollen, DEU(#1) / Braun, DEU(#2)									theoretical besttime: 1:49.288										
1	2	4:42.602	3:12.590	131	53.200	160	36.812	183	225	12	3	1:56.378	24.562	125	52.965	173	38.851	180	232
2	2	1:51.539	24.816	140	51.588	170	35.135	184	236	13	3	1:52.704	26.415	143	51.302	173	34.987	184	237
3	2	1:50.922	24.462	142	51.394	172	35.066	184	236	14	3	1:57.839	24.121	139	51.821	173	41.897	48	235
4	2	1:51.548	24.758	141	51.356	172	35.434	181	236	15	3	3:46.923	2:08.770	139	54.337	173	43.816	59	165
5	2	1:51.773	24.705	142	51.328	172	35.740	181	237	16	3	3:18.885	1:52.451	128	51.625	173	34.809	183	232
6	2	1:51.652	24.976	143	51.294	171	35.382	182	235	17	3	1:50.451	24.246	132	51.105	168	35.100	180	233
7	2	1:57.387	24.823	142	51.499	173	41.065	60	236	18	3	1:50.081	24.426	132	50.808	175	34.847	182	234
8	3	5:43.604	4:01.793	120	57.943	151	43.868	148	185	19	3	1:50.131	24.149	138	50.858	175	35.124	182	235
9	3	1:59.692	30.453	142	52.527	169	36.712	184	228	20	3	1:52.664	25.340	142	51.836	172	35.488	183	235
10	3	1:55.405	24.798	142	54.798	171	35.809	182	238	21	3	1:50.426	24.422	141	50.892	169	35.112	181	235
11	3	1:49.288	24.101	141	50.447	174	34.740	180	237	22	3	1:59.877	25.908	145	51.342	174	42.627	61	240

48 Apotheloz, CHE(#1) / Trefz, DEU(#2)									theoretical besttime: 1:48.372										
1	1	5:58.476	4:17.865	134	1:01.931	165	38.680	180	187	8	1	1:52.483	24.439	145	50.800	172	37.244	183	236
2	1	1:50.014	24.592	144	50.346	174	35.076	182	235	9	1	1:48.604	24.030	143	50.183	175	34.391	183	237
3	1	1:50.125	24.777	143	50.423	173	34.925	182	235	10	1	1:48.472	23.965	143	50.092	175	34.415	183	238
4	1	1:49.143	24.160	144	50.268	174	34.715	182	236	11	1	1:53.244	23.986	145	53.082	164	36.176	184	240
5	1	1:50.285	24.265	144	50.477	173	35.543	183	236	12	1	1:48.510	24.050	145	50.016	175	34.444	183	237
6	1	1:54.173	24.159	144	50.481	173	39.533	59	237	13	1	1:57.722	24.713	142	52.024	162	40.985	59	224
7	1	6:33.797	5:00.814	114	56.529	163	36.454	180	215										



Testtag ADAC GT4 Germany

Sector List Test Session 3

Provisional



Hockenheimring, Length: 4574m

Air temperature: 22.91°C

Track temperature: 31.1°C

Weather condition: Dry

DMSB Reg. Nr.:

Thursday, September 17, 2020 16:10:00

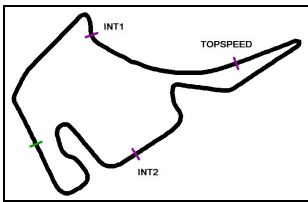
Lap	Id	Time	SE1	SP1	SE2	SP2	SE3	SP3	TSP	Lap	Id	Time	SE1	SP1	SE2	SP2	SE3	SP3	TSP
59	Stalidzane, DEU(#1) / Sizov, RUS(#2)									theoretical besttime: 1:50.668									
1	1	5:59.624	4:08.045	121	1:12.049	133	39.530	178	140	13	2	3:12.568	1:45.739	144	51.379	173	35.450	182	239
2	1	1:52.286	25.089	143	51.508	172	35.689	180	237	14	2	1:51.764	24.778	143	51.364	172	35.622	182	240
3	1	1:51.381	24.684	144	51.161	171	35.536	181	238	15	2	1:51.591	24.772	144	51.028	173	35.791	183	240
4	1	1:51.164	24.545	143	51.159	172	35.460	183	238	16	2	1:51.807	24.902	146	50.852	171	36.053	180	238
5	1	1:51.050	24.461	143	51.032	173	35.557	183	238	17	2	1:52.312	24.858	146	51.575	170	35.879	182	240
6	1	1:51.156	24.538	143	51.222	172	35.396	183	238	18	2	1:51.808	24.801	144	51.168	171	35.839	181	239
7	1	1:50.999	24.453	142	51.183	173	35.363	182	236	19	2	1:57.086	24.990	144	50.954	169	41.142	53	239
8	1	1:51.087	24.618	143	50.973	171	35.496	182	240	20	2	2:54.857	1:27.232	140	51.263	173	36.362	181	237
9	1	1:52.096	24.558	143	51.933	171	35.605	181	240	21	2	1:52.378	24.937	146	51.407	172	36.034	182	239
10	1	1:51.319	24.550	141	51.235	171	35.534	181	240	22	2	1:54.787	24.983	143	53.706	170	36.098	181	237
11	1	1:51.055	24.627	144	51.056	173	35.372	183	239	23	2	1:57.161	24.894	144	51.187	170	41.080	53	241
12	1	1:58.885	24.625	143	52.907	172	41.353	54	238										

69	Dörr, DEU(#1) / Martin-Dye, GBR(#2)									theoretical besttime: 1:50.537									
1	2	5:28.511	3:47.208	119	1:01.466	144	39.837	160	170	13	1	1:50.802	24.487	142	50.948	169	35.367	179	238
2	2	1:57.136	26.770	137	54.688	168	35.678	178	192	14	1	1:56.024	24.634	143	51.125	170	40.265	47	236
3	2	1:51.839	24.797	140	51.511	169	35.531	178	233	15	2	3:15.198	1:46.436	140	53.526	170	35.236	181	183
4	2	1:51.449	24.627	142	51.322	167	35.500	179	232	16	2	1:51.170	24.580	141	51.130	169	35.460	178	236
5	2	1:56.497	24.774	142	51.256	170	40.467	45	233	17	2	1:51.629	24.872	142	51.100	165	35.657	181	236
6	1	3:54.141	2:27.659	143	50.970	170	35.512	181	237	18	2	1:51.505	24.829	140	51.235	171	35.441	180	236
7	1	1:51.296	24.727	141	51.053	168	35.516	178	236	19	2	1:50.960	24.788	141	51.027	172	35.145	183	236
8	1	1:51.917	24.645	142	51.011	168	36.261	180	235	20	2	1:50.780	24.509	141	50.948	171	35.323	183	236
9	1	1:56.083	24.609	142	51.057	168	40.417	47	236	21	2	1:51.099	24.835	143	51.040	171	35.224	183	236
10	1	3:26.498	1:59.405	142	51.484	169	35.609	178	236	22	2	1:51.233	24.718	142	51.176	170	35.339	182	237
11	1	1:51.082	24.582	142	51.193	168	35.307	179	235	23	2	1:51.313	24.458	143	50.989	173	35.866	184	239
12	1	1:50.923	24.660	143	50.934	165	35.329	181	236										

71	Sasse, DEU(#1) / Tregurtha, GBR(#2)									theoretical besttime: 1:48.414									
1	1	5:18.259	3:42.772	96	57.657	146	37.830	179	205	12	1	1:56.103	25.363	141	50.640	175	40.100	57	
2	1	1:53.815	26.133	131	51.933	173	35.749	180	231	13	1	5:34.657	3:56.062	139	57.422	170	41.173	55	232
3	1	1:50.264	24.669	142	50.659	175	34.936	183	237	14	1	2:56.324	1:30.700	141	50.795	175	34.829	179	
4	1	1:50.345	24.342	141	50.747	170	35.256	181	236	15	1	1:48.873	24.088	143	50.276	173	34.509	183	235
5	1	1:50.040	24.402	142	50.650	175	34.988	183	236	16	1	1:48.855	24.002	143	50.125	175	34.728	183	236
6	1	1:55.404	24.566	139	51.092	173	39.746	63	235	17	1	1:48.994	24.061	144	50.281	175	34.652	183	235
7	1	4:58.894	3:26.339	131	56.040	170	36.515	181	211	18	1	1:48.899	24.081	142	50.100	175	34.718	183	234
8	1	1:51.992	24.692	142	51.407	172	35.893	180	237	19	1	1:48.728	23.983	143	49.999	176	34.746	183	235
9	1	1:50.326	24.604	142	50.870	174	34.852	183	236	20	1	1:49.210	24.101	142	50.278	176	34.831	182	
10	1	1:48.721	24.141	143	50.148	176	34.432	183	238	21	1	1:49.020	24.120	143	50.174	173	34.726	181	236
11	1	1:50.498	24.046	143	50.199	175	36.253	163	238	22	1	1:54.470	24.275	143	50.593	175	39.602	58	235

89	Krabec, CZE(#1) / Marionek, DEU(#2)									theoretical besttime: 1:49.665									
1	2	13:09.832					13:09.832	57		11	2	2:35.200	1:05.997	140	51.970	170	37.233	176	219
2	2	2:45.988	1:12.046	127	57.429	166	36.513	176	172	12	2	1:51.390	24.595	138	51.851	169	34.944	176	220
3	2	1:53.074	25.265	140	51.815	170	35.994	175	219	13	2	1:55.516	24.938	139	52.330	169	38.248	76	219
4	2	1:52.153	25.011	138	51.841	170	35.301	176	219	14	2	3:20.807	1:53.587	136	52.151	170	35.069	176	218
5	2	1:52.148	24.423	138	52.145	168	35.580	176	221	15	2	1:50.587	24.471	140	51.554	171	34.562	178	219
6	2	1:56.646	24.936	140	51.602	168	40.108	53	220	16	2	1:53.506	24.363	141	51.675	144	37.468	176	219
7	2	2:50.886	1:23.759	140	51.829	169	35.298	177	219	17	2	1:49.808	24.106	141	51.202	171	34.500	179	220
8	2	1:57.667	24.712	140	52.211	168	40.744	177	220	18	2	1:50.141	24.091	141	51.421	171	34.629	177	220
9	2	1:52.222	25.042	138	52.074	168	35.106	177	219	19	2	1:49.845	24.238	141	51.074	171	34.533	178	220
10	2	1:55.977	24.811	139	52.176	168	38.990	54	220										

99	Jöns, DEU(#1) / Dreyspring, DEU(#2)									theoretical besttime: 1:50.262									
1	2	5:18.928					5:18.928	37		12	2	1:51.140	24.422	143	51.496	168	35.222	182	239
2	2	2:28.078	52.201	113	58.504	167	37.373	176	175	13	2	1:50.741	24.497	142	51.174	170	35.070	183	237
3	2	1:54.235	26.884	141	51.872	170	35.479	180	233	14	2	2:11.796	26.128	136	58.003	140	47.665	47	187
4	2	1:51.287	24.746	142	51.402	173	35.139	181	235	15	2	3:53.362	2:16.812	139	57.694	168	38.856	179	198
5	2	1:55.311	24.608	140	55.499	173	35.204	182	236	16	2	1:56.592	24.840	141	52.603	143	39.149	181	237
6	2	1:50.840	24.683	144	50.993	169	35.164	182	236	17	2	1:50.576	24.414	142	50.977	171	35.185	183	237
7	2	1:50.578	24.529	143	50.981	173	35.068	183	240	18	2	1:50.473	24.479	142	50.882	171	35.112	179	240
8	2	1:56.674	24.598	144	51.000	167	41.076	48	240	19	2	2:00.547	24.910	140	55.753	116	39.884	172	200



Testtag ADAC GT4 Germany

Sector List Test Session 3

Provisional



Hockenheimring, Length: 4574m

Air temperature: 22.91°C

Track temperature: 31.1°C

Weather condition: Dry

DMSB Reg. Nr.:

Thursday, September 17, 2020 16:10:00

Lap	Id	Time	SE1	SP1	SE2	SP2	SE3	SP3	TSP	Lap	Id	Time	SE1	SP1	SE2	SP2	SE3	SP3	TSP
9	2	3:56.878	2:24.310	139	54.093	152	38.475	178	238	20	2	2:04.570	26.149	139	54.287	165	44.134	47	226
10	2	1:58.160	24.663	143	51.855	168	41.642	181	236	21	2	3:22.158	1:53.930	141	52.794	170	35.434	182	231
11	2	1:51.836	24.433	141	52.058	171	35.345	181	236	22	2	1:50.512	24.664	143	50.798	174	35.050	184	238