

ADAC GT4 Germany Testtag

Sector List Test Session 3



Provisional

DMSB Reg. Nr.:

Hockenheimring, Length: 4574m

Air temperature: N/A°C

Track temperature: N/A°C

Weather condition: Dry

Thursday, September 12, 2019 17:10:00

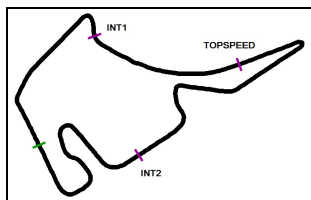
Lap	Time	SE1	SP1	SE2	SP2	SE3	SP3	TSP	Lap	Time	SE1	SP1	SE2	SP2	SE3	SP3	TSP
2 Schrey, DEU / Jäger, AUT									theoretical besttime: 1:48.755								
1	2:17.071	47.660	129	53.253	168	36.158	180	235	11	1:52.158	24.716	139	51.728	172	35.714	180	238
2	1:53.459	25.864	133	51.860	171	35.735	182	237	12	1:53.160	25.031	140	51.952	164	36.177	181	240
3	1:52.096	24.541	140	51.879	167	35.676	181	238	13	1:56.798	24.845	139	51.649	170	40.304	53	240
4	1:52.278	24.523	140	51.811	170	35.944	181	239	14	3:23.272	1:52.283	125	54.046	140	36.943	182	230
5	1:51.823	24.515	138	51.642	171	35.666	182	238	15	1:49.329	24.190	141	50.641	174	34.498	184	238
6	1:51.886	24.685	138	51.677	170	35.524	181	237	16	1:49.135	24.022	141	50.593	174	34.520	185	239
7	1:57.061	24.571	140	51.582	170	40.908	58	240	17	1:56.434	23.991	141	50.422	173	42.021	55	240
8	4:00.859	2:33.582	140	51.542	172	35.735	181	239	18	6:59.902	5:31.122	141	51.024	171	37.756	184	240
9	1:52.713	24.744	139	52.060	171	35.909	183	240	19	1:49.667	23.835	140	50.640	173	35.192	183	238
10	1:52.058	24.673	138	51.510	173	35.875	182	238	20	1:51.099	24.319	137	51.770	171	35.010	182	240

3 Hürtgen, DEU / Fischer, AUT									theoretical besttime: 1:49.657								
1	2:21.130	51.813	135	52.512	169	36.805	180	236	12	1:55.317	24.288	140	51.292	172	39.737	51	240
2	1:52.012	24.704	138	51.848	170	35.460	181	235	13	3:27.098	2:00.723	140	51.163	172	35.212	181	235
3	1:51.689	24.502	139	51.657	169	35.530	181	236	14	1:51.001	24.556	139	51.308	173	35.137	182	235
4	1:55.686	24.543	137	51.432	171	39.711	60	236	15	1:50.422	24.380	141	51.009	173	35.033	182	237
5	3:15.968	1:48.579	140	51.736	170	35.653	180	236	16	1:50.625	24.476	140	50.961	172	35.188	182	238
6	1:51.942	24.817	137	51.604	170	35.521	181	236	17	1:50.751	24.469	140	51.061	174	35.221	181	237
7	1:56.895	24.735	138	51.920	169	40.240	59	236	18	3:13.838	25.893	92	1:42.698	79	1:05.247	43	73
8	3:57.917	2:28.558	131	53.297	169	36.062	182	234	19	2:36.399	1:09.006	140	51.850	171	35.543	181	236
9	1:50.610	24.465	139	51.259	173	34.886	183	236	20	1:50.930	24.614	141	50.981	173	35.335	182	237
10	1:49.703	23.982	140	50.790	174	34.931	183	236	21	1:51.258	24.587	141	51.176	173	35.495	180	236
11	1:49.880	24.008	139	50.789	173	35.083	183	238									

5 Stalidzane, DEU / Rindlisbacher, CHE									theoretical besttime: 1:50.016								
1	2:04.766	35.020	136	53.386	167	36.360	176	228	11	1:50.841	24.637	141	50.614	169	35.590	181	238
2	1:52.757	24.954	139	52.026	166	35.777	177	236	12	1:55.805	24.422	140	50.618	172	40.765	58	240
3	1:56.550	24.446	140	54.656	152	37.448	179	236	13	6:04.224	4:36.875	141	51.483	173	35.866	181	237
4	1:51.379	25.007	140	51.067	173	35.305	179	237	14	2:00.922	28.323	107	56.390	169	36.209	180	216
5	1:51.382	24.561	141	51.280	172	35.541	179	237	15	1:54.696	27.318	139	51.637	171	35.741	181	235
6	1:58.660	25.158	134	51.829	170	41.673	48	235	16	1:51.436	24.718	139	51.077	171	35.641	181	236
7	3:53.991	2:27.481	139	51.041	171	35.469	179	235	17	2:23.466	24.930	142	56.947	79	1:01.589	60	238
8	1:50.537	24.502	140	50.891	171	35.144	182	236	18	5:19.778	3:52.284	140	51.550	169	35.944	177	234
9	1:50.414	24.475	139	50.796	173	35.143	182	237	19		25.602	140	1:16.657	66			233
10	1:50.066	24.472	141	50.473	173	35.121	182	238									

6 Beckhusen, DEU / Lungstrass, DEU									theoretical besttime: 1:50.600								
1	2:08.735	37.822	135	54.896	166	36.017	180	232	10	1:55.775	24.938	132	55.371	170	35.466	178	173
2	1:52.140	24.750	140	51.128	173	36.262	180	237	11	1:50.606	24.440	140	50.738	169	35.428	177	236
3	1:51.634	24.581	144	51.512	172	35.541	180	237	12	1:58.440	24.492	139	51.175	172	42.773	60	239
4	1:51.387	24.518	141	51.109	172	35.760	181	237	13	4:26.784	2:57.914	134	52.225	169	36.645	176	235
5	1:54.261	27.468	139	51.109	173	35.684	181	238	14	1:51.574	24.845	139	51.307	171	35.422	180	235
6	1:58.645	24.629	140	51.424	173	42.592	53	238	15	1:57.281	24.731	137	56.490	169	36.060	177	182
7	3:58.369	2:31.167	139	51.465	171	35.737	179	233	16	1:51.886	24.675	139	51.401	169	35.810	180	236
8	1:51.529	24.900	139	51.036	170	35.593	179	235	17	2:02.909	24.896	138	51.706	171	46.307	46	235
9	1:52.213	24.826	138	51.721	168	35.666	176	235									

7 Zug, DEU / Piana, ITA									theoretical besttime: 1:48.605								
1	1:18.261					1:18.261			11	1:51.700	23.975	137	51.121	170	36.604	182	238
2	2:05.176	38.569	140	51.870	171	34.737	183	234	12	1:55.356	24.387	140	50.846	172	40.123	57	239
3	1:49.128	24.019	141	50.704	172	34.405	183	235	13	6:32.509	5:01.569	127	54.617	169	36.323	181	234
4	1:49.592	23.869	138	51.040	170	34.683	182	235	14	1:58.576	25.289	142	53.849	149	39.438	183	237
5	1:54.004	23.803	140	50.993	173	39.208	58	237	15	1:49.034	23.902	142	50.691	174	34.441	183	238
6	4:58.428	3:32.694	141	51.074	171	34.660	184	237	16	2:38.609	23.687	143	1:13.865	78	1:01.057	57	220
7	1:49.864	23.958	140	50.873	173	35.033	183	238	17	3:20.844	1:46.976	141	54.792	170	39.076	183	239
8	1:53.850	24.039	140	50.695	172	39.116	58	238	18	1:49.190	23.757	142	50.799	172	34.634	184	238
9	3:20.964	1:54.567	140	51.017	172	35.380	182	238	19	1:48.831	23.782	142	50.513	174	34.536	185	238
10	1:49.906	24.081	140	50.895	172	34.930	182	239									



ADAC GT4 Germany Testtag

Sector List Test Session 3



Provisional

DMSB Reg. Nr.:

Hockenheimring, Length: 4574m

Air temperature: N/A°C

Track temperature: N/A°C

Weather condition: Dry

Thursday, September 12, 2019 17:10:00

Lap	Time	SE1	SP1	SE2	SP2	SE3	SP3	TSP	Lap	Time	SE1	SP1	SE2	SP2	SE3	SP3	TSP
8 Ehret, DEU / Dauenhauer, DEU									theoretical besttime: 1:49.601								
1	2:38.244	47.690	110	1:04.835	120	45.719	167	168	11	4:16.811	2:42.614	137	57.999	166	36.198	179	235
2	2:03.139	28.366	123	55.601	165	39.172	157	203	12	1:50.124	23.889	138	51.055	173	35.180	180	236
3	2:02.487	27.048	137	53.967	154	41.472	127	227	13	1:50.713	24.026	137	51.258	172	35.429	181	236
4	2:08.813	27.945	136	58.036	148	42.832	61	223	14	1:50.105	23.950	138	51.027	173	35.128	181	235
5	3:19.240	1:46.696	135	55.435	165	37.109	179	186	15	1:50.600	24.142	138	51.193	172	35.265	181	235
6	1:50.277	24.156	136	51.268	173	34.853	181	235	16	1:50.533	24.214	137	51.016	172	35.303	180	235
7	1:49.785	24.022	138	50.884	173	34.879	181	235	17	1:55.875	24.217	140	51.289	170	40.369	61	236
8	1:49.937	23.991	139	50.990	172	34.956	180	236	18	6:17.023	4:49.913	136	51.573	172	35.537	180	237
9	1:49.774	23.926	138	50.859	173	34.989	181	235	19	1:50.491	24.078	139	51.104	172	35.309	183	238
10	1:56.647	23.983	133	51.712	172	40.952	59	234									

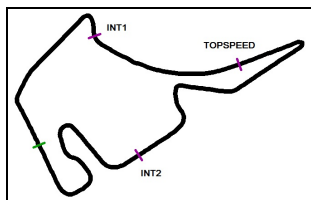
Lap	Time	SE1	SP1	SE2	SP2	SE3	SP3	TSP	Lap	Time	SE1	SP1	SE2	SP2	SE3	SP3	TSP
14 Grotstollen, DEU / Braun, DEU									theoretical besttime: 1:50.014								
1	2:17.689	47.076	135	54.693	167	35.920	180	233	11	1:57.407	25.035	143	51.335	170	41.037	63	237
2	1:51.429	24.595	140	51.612	173	35.222	182	236	12	4:19.756	2:48.185	134	55.712	171	35.859	182	229
3	1:51.347	24.714	142	51.256	171	35.377	181	236	13	1:51.235	24.983	144	51.052	171	35.200	181	238
4	1:51.058	24.593	142	51.098	169	35.367	181	236	14	1:50.624	24.337	142	50.817	171	35.470	183	237
5	1:50.832	24.227	142	51.103	171	35.502	182	238	15	1:50.510	24.506	144	50.754	171	35.250	183	242
6	1:56.574	24.586	142	51.130	173	40.858	55	237	16	1:55.616	24.388	143	50.958	172	40.270	62	238
7	4:55.759	3:28.863	141	51.316	173	35.580	182	236	17	6:50.144	5:23.659	138	51.318	173	35.167	182	235
8	1:51.292	24.593	144	51.032	170	35.667	180	238	18	1:50.362	24.206	142	51.026	173	35.130	181	236
9	1:52.111	25.054	144	51.459	170	35.598	182	237	19	1:51.316	24.416	140	51.846	172	35.054	179	236
10	1:51.784	24.627	143	51.482	172	35.675	180	237									

Lap	Time	SE1	SP1	SE2	SP2	SE3	SP3	TSP	Lap	Time	SE1	SP1	SE2	SP2	SE3	SP3	TSP
15 Kovac, CRO / Tekaat, DEU									theoretical besttime: 1:50.661								
1	2:14.623	44.479	129	54.006	165	36.138	176	225	11	1:51.492	24.407	138	51.144	169	35.941	179	234
2	1:51.804	24.665	138	51.830	168	35.309	177	230	12	1:52.893	24.810	137	51.750	160	36.333	178	232
3	1:51.603	24.514	138	51.245	170	35.844	176	230	13	1:51.445	24.662	138	51.384	171	35.399	180	233
4	1:51.165	24.563	138	51.184	171	35.418	177	231	14	1:51.287	24.424	138	51.491	170	35.372	180	234
5	1:51.292	24.598	137	51.261	170	35.433	177	232	15	1:50.784	24.277	138	51.267	171	35.240	179	234
6	1:51.257	24.462	137	51.360	171	35.435	177	232	16	1:51.171	24.436	138	51.382	171	35.353	180	235
7	2:02.284	25.428	135	52.957	167	43.899	61	230	17	1:57.251	24.400	139	51.478	167	41.373	60	237
8	5:23.160	3:55.555	137	52.027	170	35.578	179	231	18	4:04.101	1:35.757	138	1:18.278	95	1:10.066	34	228
9	1:51.832	24.517	132	51.897	169	35.418	179	230	19	3:25.895	1:38.049	138	1:03.769	143	44.077	178	175
10	1:51.708	24.626	139	51.682	172	35.400	180	232	20	1:54.321	24.587	138	54.327	170	35.407	180	233

Lap	Time	SE1	SP1	SE2	SP2	SE3	SP3	TSP	Lap	Time	SE1	SP1	SE2	SP2	SE3	SP3	TSP
17 Hadergasser, DEU / Still, DEU									theoretical besttime: 1:49.660								
1	1:59.436	30.998	140	52.800	170	35.638	181	234	9	1:55.864	26.357	139	52.529	168	36.978	175	234
2	1:49.871	24.245	142	50.847	170	34.779	182	237	10	1:55.716	25.467	136	53.038	164	37.211	176	235
3	1:50.698	24.034	142	51.006	171	35.658	181	238	11	1:57.464	25.833	127	54.086	167	37.545	176	228
4	1:50.520	24.194	140	51.143	168	35.183	179	235	12	1:55.940	25.593	138	52.227	165	38.120	175	235
5	1:57.114	24.204	139	53.052	170	39.858	55	235	13	1:55.192	25.863	137	52.330	168	36.999	172	235
6	5:05.174	3:30.358	122	57.391	162	37.425	173	164	14	1:57.035	27.102	140	52.126	168	37.807	166	237
7	1:56.300	25.800	139	53.001	163	37.499	173	235	15	2:11.264	26.962	137	56.816	151	47.486	55	163
8	1:56.777	25.737	134	53.588	164	37.452	175	235	16	8:39.442	1:56.319	125	53.344	151	5:49.779	30	229

Lap	Time	SE1	SP1	SE2	SP2	SE3	SP3	TSP	Lap	Time	SE1	SP1	SE2	SP2	SE3	SP3	TSP
18 Mies, DEU / Ortmann, DEU									theoretical besttime: 1:49.835								
1	4:03.650	2:06.407	113	1:14.788	122	42.455	155	109	8	1:49.865	24.254	142	50.736	173	34.875	181	234
2	2:10.042	29.123	141	1:02.559	142	38.360	147	139	9	2:03.526	24.891	132	56.428	171	42.207	60	196
3	2:05.849	28.853	142	56.819	168	40.177	176	162	10	3:23.282	1:56.946	141	51.073	173	35.263	181	232
4	1:56.762	25.393	143	54.605	167	36.764	160	202	11	1:50.926	24.436	139	51.375	172	35.115	181	233
5	2:13.820	28.571	127	59.499	159	45.750	60	172	12	1:50.444	24.300	140	50.942	173	35.202	182	235
6	4:14.209	2:46.818	142	52.170	171	35.221	180	229	13	1:50.315	24.224	140	50.982	173	35.109	181	234
7	1:50.278	24.324	142	50.841	172	35.113	181	234	14		24.353	142	59.794	149			173

Lap	Time	SE1	SP1	SE2	SP2	SE3	SP3	TSP	Lap	Time	SE1	SP1	SE2	SP2	SE3	SP3	TSP
19 Konnerth, DEU / Fübrieh, DEU									theoretical besttime: 1:56.701								
1	2:01.878	30.422	130	54.544	164	36.912	173	220	3	5:01.040	3:13.559	124	1:02.498	142	44.983	57	166
2	2:05.265	25.443	138	54.346	152	45.476	61	222									



ADAC GT4 Germany Testtag

Sector List Test Session 3



Provisional

DMSB Reg. Nr.:

Hockenheimring, Length: 4574m

Air temperature: N/A°C

Track temperature: N/A°C

Weather condition: Dry

Thursday, September 12, 2019 17:10:00

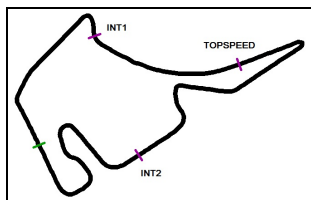
Lap	Time	SE1	SP1	SE2	SP2	SE3	SP3	TSP	Lap	Time	SE1	SP1	SE2	SP2	SE3	SP3	TSP
21	Kieffer, LUX / Schöll, AUT								theoretical besttime: 1:50.374								
1	2:29.708	53.730	127	58.035	163	37.943	173	192	11	1:52.034	24.802	139	51.409	166	35.823	179	237
2	1:56.257	27.268	138	53.314	170	35.675	179	227	12	1:52.857	24.640	140	51.425	169	36.792	179	241
3	1:50.718	24.446	140	51.054	170	35.218	181	237	13	1:52.694	24.448	141	51.272	169	36.974	177	240
4	1:50.812	24.687	140	50.798	170	35.327	181	238	14	1:51.641	24.467	142	51.395	170	35.779	177	239
5	1:50.618	24.358	141	51.020	170	35.240	180	238	15	1:51.925	24.913	140	51.407	170	35.605	177	238
6	1:50.698	24.521	142	50.908	169	35.269	180	238	16	2:08.380	25.864	116	56.222	165	46.294	53	230
7	1:50.742	24.499	140	50.998	171	35.245	180	238	17	3:21.833	1:54.568	138	51.727	170	35.538	181	237
8	1:56.836	24.630	140	50.994	172	41.212	58	239	18	2:03.410	24.515	141	51.121	169	47.774	45	240
9	3:43.724	2:15.993	139	51.873	169	35.858	177	238	19	5:05.082	3:37.984	139	51.445	170	35.653	178	238
10	1:52.320	24.791	140	51.719	169	35.810	177	237	20	1:51.397	24.677	137	51.171	172	35.549	180	237

22	Kasperlik, DEU / Kern, DEU								theoretical besttime: 1:49.401								
1	2:50.125	1:22.698	142	51.490	170	35.937	179	238	10	1:49.784	23.948	140	50.794	169	35.042	180	239
2	1:51.337	24.335	140	51.431	171	35.571	179	238	11	1:51.156	24.420	138	51.651	171	35.085	179	236
3	1:52.741	24.481	140	51.795	162	36.465	178	237	12	1:56.322	24.241	139	50.924	170	41.157	57	238
4	1:50.790	24.410	139	51.043	169	35.337	180	237	13	4:05.939	2:35.991	142	52.639	164	37.309	180	242
5	1:51.414	24.331	139	51.112	170	35.971	178	239	14	1:50.173	24.310	142	50.505	170	35.358	180	241
6	1:56.111	24.230	139	51.273	167	40.608	58	238	15	1:49.849	24.258	142	50.643	170	34.948	181	241
7	4:26.087	2:46.957	104	57.890	130	41.240	164	217	16	1:51.644	24.195	142	50.646	170	36.803	178	242
8	2:01.070	27.296	133	57.721	166	36.053	179	183	17	1:50.729	24.049	141	50.606	172	36.074	181	239
9	1:49.577	23.959	140	50.668	170	34.950	178	238	18	3:30.866	39.974	82	1:43.740	78	1:07.152	42	75

23	Kraihamer, AUT / Kofler, AUT								theoretical besttime: 1:50.034								
1	2:15.669	38.787	119	54.809	162	42.073	58	190	12	1:50.962	24.344	139	51.550	169	35.068	177	225
2	3:26.859	1:54.230	137	54.213	139	38.416	175	222	13	1:50.947	24.405	139	51.433	168	35.109	174	224
3	1:52.987	25.020	138	52.331	165	35.636	176	224	14	1:58.078	25.495	140	52.434	167	40.149	58	225
4	1:54.388	25.813	135	52.650	167	35.925	173	225	15	3:30.626	1:54.356	134	58.504	145	37.766	177	211
5	2:00.273	26.052	137	53.016	166	41.205	58	223	16	1:50.729	24.622	139	51.443	168	34.664	178	223
6	3:27.273	1:57.015	126	54.107	164	36.151	176	219	17	1:50.342	24.192	140	51.296	169	34.854	177	224
7	1:57.869	24.779	140	52.472	164	40.618	172	223	18	3:12.670	27.381	77	1:42.699	78	1:02.590	54	78
8	1:53.941	25.336	136	52.450	166	36.155	172	221	19	2:34.283	1:05.356	140	51.319	169	37.608	177	226
9	1:51.629	24.774	138	51.607	168	35.248	176	224	20	1:50.360	24.074	138	51.384	169	34.902	167	225
10	1:51.771	24.646	138	52.013	168	35.112	175	223	21	1:53.044	24.318	140	52.681	151	36.045	173	226
11	1:51.455	24.515	138	51.720	168	35.220	176	225									

24	Siljehaug, NOR / Angermayr, AUT								theoretical besttime: 1:50.216								
1	2:00.857	33.196	138	52.324	169	35.337	177	224	11	1:51.147	24.418	139	51.735	169	34.994	176	225
2	1:53.205	24.466	140	53.065	130	35.674	178	225	12	1:50.953	24.432	140	51.598	168	34.923	178	226
3	1:50.655	24.279	138	51.513	169	34.863	178	225	13	1:55.870	24.755	139	51.659	168	39.456	58	226
4	1:51.226	24.461	139	51.497	167	35.268	177	226	14	3:20.618	1:54.149	138	51.721	170	34.748	176	224
5	1:51.190	24.710	138	51.729	169	34.751	178	226	15	1:50.787	24.237	139	51.606	169	34.944	180	227
6	1:50.738	24.246	138	51.527	169	34.965	177	225	16	1:52.807	24.951	138	51.672	167	36.184	177	225
7	1:56.370	24.331	140	51.570	167	40.469	58	226	17	1:57.953	24.404	140	51.594	170	41.955	58	226
8	4:58.182	3:31.023	138	51.871	163	35.288	177	223	18	6:30.164	5:03.315	138	51.944	168	34.905	178	224
9	1:50.615	24.393	139	51.393	170	34.829	175	224	19	1:51.261	24.738	140	51.652	170	34.871	178	226
10	1:50.902	24.438	139	51.585	169	34.879	177	225	20	1:50.756	24.075	139	51.493	170	35.188	178	226

36	Suabo, DEU / Dienst, DEU								theoretical besttime: 1:52.006								
1	10:39.530	9:00.929	127	58.872	160	39.729	174	204	8	3:29.358	1:54.849	137	52.116	166	42.393	60	238
2	1:55.876	25.464	140	53.210	168	37.202	177	233	9	3:21.324	1:53.208	138	51.875	168	36.241	180	234
3	1:54.449	25.384	140	52.226	169	36.839	174	235	10	1:52.645	25.138	142	51.167	170	36.340	180	236
4	1:52.269	25.047	143	51.024	170	36.198	178	236	11	1:52.228	24.825	143	51.089	169	36.314	180	237
5	1:52.606	24.820	140	51.592	170	36.194	180	237	12	1:56.435	25.998	143	53.112	163	37.325	180	218
6	1:52.464	24.869	140	51.433	169	36.162	177	237	13	1:53.148	24.870	143	51.241	169	37.037	176	237
7	2:00.275	25.053	143	51.704	169	43.518	59	237	14	2:15.776	25.201	140	53.797	134	56.778	58	237



ADAC GT4 Germany Testtag

Sector List Test Session 3



Provisional

Hockenheimring, Length: 4574m

Air temperature: N/A°C

Track temperature: N/A°C

Weather condition: Dry

DMSB Reg. Nr.:

Thursday, September 12, 2019 17:10:00

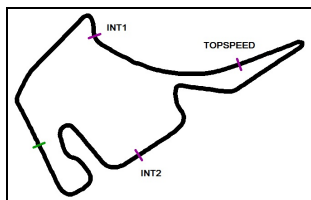
Lap	Time	SE1	SP1	SE2	SP2	SE3	SP3	TSP	Lap	Time	SE1	SP1	SE2	SP2	SE3	SP3	TSP
48 Trefz, DEU / Haber, AUS									theoretical besttime: 1:49.164								
1	3:05.741	1:31.471	133	54.740	167	39.530	177	222	12	1:51.122	24.111	141	50.799	172	36.212	180	236
2	1:55.167	25.580	141	52.905	168	36.682	180	234	13	1:49.858	24.126	141	50.860	172	34.872	181	236
3	1:49.973	24.429	138	50.835	171	34.709	180	234	14	1:54.791	24.308	140	50.799	173	39.684	59	237
4	1:49.394	24.041	140	50.719	172	34.634	180	235	15	3:31.325	1:55.216	121	53.998	135	42.111	180	232
5	1:54.108	24.046	140	52.447	158	37.615	180	237	16	1:50.285	24.373	140	50.814	171	35.098	182	237
6	1:49.458	24.009	141	50.521	171	34.928	180	236	17	1:50.266	24.190	140	50.892	168	35.184	178	237
7	1:56.528	24.407	137	51.766	169	40.355	59	235	18	2:11.159	24.375	140	51.527	148	55.257	57	238
8	3:37.562	1:51.294	141	1:06.527	120	39.741	180	196	19	4:29.680	2:55.701	141	54.317	165	39.662	179	237
9	1:50.315	24.417	142	50.762	171	35.136	180	236	20	1:51.105	24.380	139	51.233	171	35.492	180	237
10	1:50.353	24.476	140	51.016	172	34.861	180	236	21	1:51.153	24.903	144	50.962	170	35.288	181	240
11	1:50.004	24.168	142	50.773	170	35.063	179	237									

55 Laber, DEU / Danner, DEU									theoretical besttime: 1:48.960								
1	2:07.542	38.781	132	53.071	171	35.690	181	240	10	3:29.192	1:57.086	145	52.901	163	39.205	180	230
2	1:51.885	24.392	143	51.226	171	36.267	180	241	11	1:50.568	24.674	145	50.769	173	35.125	183	244
3	1:52.742	24.338	141	52.435	169	35.969	180	241	12	1:49.981	24.302	146	50.588	172	35.091	183	242
4	1:51.433	24.306	144	51.360	169	35.767	179	240	13	1:54.031	23.996	145	53.648	166	36.387	181	241
5	1:57.849	24.437	143	51.380	169	42.032	54	240	14	1:49.992	24.207	144	50.795	172	34.990	183	241
6	4:17.199	2:46.281	126	55.465	171	35.453	182	209	15	1:58.608	24.860	120	57.321	165	36.427	181	192
7	1:49.667	23.887	144	50.771	172	35.009	182	240	16	1:50.157	24.344	146	50.582	171	35.231	183	241
8	1:49.065	23.992	144	50.214	173	34.859	183	242	17	1:50.145	24.319	144	50.745	171	35.081	182	243
9	1:56.563	24.158	144	50.742	170	41.663	54	243	18	2:02.221	24.267	146	50.657	172	47.297	42	243

59 Martin-Dye, GBR / Jöns, DEU									theoretical besttime: 1:50.689								
1	2:46.579	1:11.348	138	56.700	162	38.531	172	203	11	1:54.135	25.394	140	52.203	165	36.538	176	234
2	1:59.235	26.662	138	55.364	164	37.209	173	204	12	1:59.089	25.956	141	51.769	166	41.364	177	235
3	1:53.780	25.633	140	52.212	169	35.935	179	230	13	1:52.115	24.851	140	51.708	169	35.556	177	237
4	1:51.572	24.742	142	51.772	169	35.058	180	234	14	1:51.690	24.564	141	51.588	167	35.538	178	234
5	1:51.297	24.533	144	51.262	168	35.502	180	236	15	1:51.769	24.553	139	51.663	167	35.553	178	238
6	1:51.100	24.569	143	51.306	170	35.225	179	236	16	2:06.596	24.630	139	51.890	159	50.076	58	235
7	1:50.981	24.543	141	51.224	168	35.214	180	236	17	3:51.965	1:52.698	139	54.780	126	1:04.487	58	233
8	1:51.284	24.407	141	51.399	167	35.478	178	234	18	4:52.463	3:24.041	141	52.475	167	35.947	178	227
9	1:58.879	24.889	142	52.597	167	41.393	59	235	19	1:51.443	24.427	140	51.496	168	35.520	177	236
10	5:04.041	3:27.782	134	58.952	163	37.307	175	177									

66 Halek, AUT / Dziwok, POL									theoretical besttime: 1:51.855								
1	2:30.199	57.255	134	56.026	164	36.918	177	193	12	1:55.139	25.304	138	53.037	162	36.798	176	234
2	1:53.912	25.953	139	52.084	167	35.875	177	233	13	1:53.502	24.838	136	52.364	164	36.300	176	233
3	1:52.059	24.766	141	51.577	167	35.716	179	234	14	1:53.507	24.954	136	52.189	168	36.364	176	233
4	1:52.888	25.355	141	51.837	169	35.696	177	236	15	1:53.314	24.675	136	52.223	164	36.416	176	233
5	1:58.481	24.865	141	51.677	168	41.939	52	235	16	1:54.336	25.206	136	52.743	166	36.387	176	232
6	3:20.639	1:52.958	138	51.820	167	35.861	177	233	17	1:55.647	24.917	139	51.898	164	38.832	174	234
7	1:51.982	24.740	140	51.491	169	35.751	175	233	18	2:06.744	25.609	133	52.734	167	48.401	52	231
8	1:52.714	25.163	141	51.657	168	35.894	177	234	19	4:59.673	3:27.903	137	54.728	166	37.042	177	227
9	1:59.463	24.854	139	51.484	169	43.125	51	234	20	1:54.949	25.695	138	52.709	167	36.545	177	234
10	3:25.286	1:56.085	137	52.644	167	36.557	175	231	21		26.881	127	55.694	166			232
11	1:54.387	25.166	134	52.450	166	36.771	176	232									

69 Dörr, DEU / Trebing, USA									theoretical besttime: 1:50.144								
1	2:32.489	54.120	133	1:01.012	160	37.357	177	136	11	1:56.093	26.037	144	52.730	167	37.326	179	235
2	1:55.105	25.532	137	52.762	166	36.811	175	235	12	1:50.697	24.421	141	51.153	170	35.123	178	236
3	1:52.970	25.114	141	51.837	165	36.019	177	237	13	1:50.526	24.564	142	50.881	170	35.081	180	236
4	1:52.221	24.600	141	51.715	169	35.906	178	237	14	1:50.266	24.221	145	50.842	171	35.203	179	237
5	1:52.684	24.899	141	51.696	167	36.089	178	237	15	1:59.314	24.320	142	51.278	165	43.716	54	238
6	1:52.194	24.623	142	51.663	166	35.908	178	236	16	3:19.623	1:36.900	144	51.824	169	50.899	43	237
7	1:52.618	25.067	142	51.686	167	35.865	177	236	17	4:38.311	3:10.180	146	51.346	170	36.785	181	238
8	2:03.745	24.968	142	52.500	164	46.277	44	236	18	1:53.133	24.234	145	53.348	169	35.551	179	243
9	7:39.580	5:57.703	121	1:02.187	142	39.690	174	179	19	1:54.671	24.431	145	52.713	166	37.527	170	240
10	1:59.211	27.023	139	54.754	169	37.434	176	151									



ADAC GT4 Germany Testtag

Sector List Test Session 3



Provisional

DMSB Reg. Nr.:

Thursday, September 12, 2019 17:10:00

Hockenheimring, Length: 4574m

Air temperature: N/A°C

Track temperature: N/A°C

Weather condition: Dry

Lap	Time	SE1	SP1	SE2	SP2	SE3	SP3	TSP	Lap	Time	SE1	SP1	SE2	SP2	SE3	SP3	TSP
77	Heinemann, DEU / Wankmüller, DEU								theoretical besttime: 1:48.976								
1	2:41.692	1:05.052	128	56.917	162	39.723	175	210	10	1:50.060	24.546	143	50.624	172	34.890	182	237
2	2:18.753	27.881	127	1:02.458	162	48.414	57	165	11	1:49.257	24.212	143	50.428	173	34.617	182	238
3	3:23.136	1:48.084	123	55.860	165	39.192	171	202	12	1:49.391	24.266	144	50.276	173	34.849	182	239
4	1:56.690	27.205	127	53.152	169	36.333	179	229	13	1:49.270	24.083	143	50.354	173	34.833	182	240
5	2:06.740	26.131	134	55.857	167	44.752	59	214	14	1:56.647	24.201	143	50.898	172	41.548	58	238
6	3:37.061	2:03.345	136	52.942	169	40.774	60	236	15	5:28.990	4:01.627	143	51.251	172	36.112	182	238
7	3:39.630	2:03.402	132	54.430	168	41.798	59	227	16	1:50.680	24.505	144	50.763	173	35.412	182	243
8	3:38.202	2:03.967	139	53.396	165	40.839	60	237	17	1:49.575	24.194	141	50.676	171	34.705	183	238
9	4:52.377	3:16.333	126	57.114	167	38.930	181	200									

94	von der Laden, DEU / Valente, CHE								theoretical besttime: 1:50.263								
1	2:24.572	46.427	126	57.274	162	40.871	177	229	11	1:50.570	24.354	140	50.986	170	35.230	180	237
2	1:51.409	24.706	141	51.229	170	35.474	180	236	12	1:55.528	24.366	141	50.899	170	40.263	59	239
3	1:51.377	24.285	139	51.432	169	35.660	180	238	13	4:25.511	2:57.992	140	51.690	170	35.829	178	239
4	1:50.919	24.376	140	51.036	170	35.507	179	238	14	1:51.849	24.580	138	51.428	171	35.841	179	238
5	1:50.935	24.339	140	51.062	169	35.534	180	239	15	1:52.310	24.725	140	51.685	170	35.900	178	239
6	1:50.749	24.493	141	50.826	171	35.430	179	239	16	1:52.395	24.728	140	51.595	168	36.072	178	240
7	1:56.874	24.324	140	51.061	170	41.489	58	240	17	1:52.610	24.944	141	51.853	169	35.813	180	238
8	3:13.727	1:46.485	142	51.467	170	35.775	180	240	18	2:15.113	24.876	141	53.533		56.704	58	240
9	1:50.486	24.294	140	50.803	170	35.389	180	238	19	4:58.335	3:30.789	142	51.723	169	35.823	180	237
10	1:53.548	24.230	139	51.735	165	37.583	180	239	20	1:52.490	24.976	141	51.677	169	35.837	180	237

99	Owega, DEU / Owega, DEU								theoretical besttime: 1:49.364								
1	1:57.457	29.632	138	51.763	169	36.062	179	231	11	3:24.954	1:56.868	139	52.121	170	35.965	180	237
2	1:50.704	24.679	141	51.163	171	34.862	182	237	12	1:52.200	24.912	140	51.283	169	36.005	180	240
3	1:52.608	24.415	143	51.587	162	36.606	181	238	13	1:56.582	24.842	142	51.097	171	40.643	59	238
4	1:50.831	24.533	142	51.049	170	35.249	182	238	14	5:05.104	3:35.948	140	53.062	165	36.094	178	230
5	1:50.521	24.497	143	50.873	171	35.151	181	237	15	1:50.337	24.262	142	50.890	167	35.185	182	237
6	1:50.631	24.511	142	50.974	171	35.146	181	236	16	1:49.612	24.073	143	50.546	171	34.993	180	237
7	1:55.053	24.505	143	50.914	169	39.634	59	237	17	3:08.485	25.278	100	1:34.803	77	1:08.404	41	78
8	4:35.918	3:09.764	142	51.033	171	35.121	181	237	18	2:13.541	42.782	144	52.827	160	37.932	182	237
9	1:50.323	24.508	143	50.668	171	35.147	182	240	19	1:49.998	24.194	144	50.685	171	35.119	182	238
10	1:55.915	24.333	139	51.655	171	39.927	59	238	20	1:49.487	24.028	144	50.474	172	34.985	183	237