

ADAC GT4 Germany Testtag

Sector List Test Session 3



Provisional

Motorsportarena Oschersleben, Length: 3667m

Air temperature: 24.89°C

Track temperature: 38.06°C

Weather condition: Dry

Reg. Nr.:

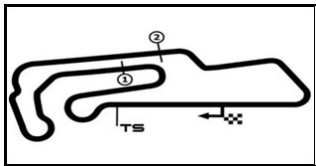
Thursday, April 25, 2019 14:10:00

Lap	Time	SE1	SP1	SE2	SP2	SE3	SP3	TSP	Lap	Time	SE1	SP1	SE2	SP2	SE3	SP3	TSP
2 Schrey, DEU / Jäger, AUT									theoretical besttime: 1:32.777								
1	2:14.648	57.667	138	44.094	177	32.887	159		17	1:34.457	34.110	172	32.903	202	27.444	177	219
2	1:52.794	43.129	161	39.275	166	30.390	176	187	18	1:34.193	33.999	173	32.814	202	27.380	178	219
3	1:35.302	34.226	173	32.870	202	28.206	177	218	19	1:34.134	33.961	173	32.785	202	27.388	178	218
4	1:33.032	33.449	173	32.508	202	27.075	177	219	20	1:34.696	34.112	173	33.043	201	27.541	178	219
5	1:32.821	33.433	172	32.404	203	26.984	177	219	21	1:34.363	34.029	172	32.910	201	27.424	178	219
6	1:32.905	33.544	173	32.360	203	27.001	176	219	22	1:34.565	34.113	172	32.734	203	27.718	175	219
7	1:33.155	33.523	173	32.535	200	27.097	177	218	23	1:34.388	34.197	171	32.741	201	27.450	178	218
8	1:33.861	33.659	173	32.472	202	27.730	175	218	24	1:34.532	34.032	171	32.964	202	27.536	177	219
9	1:33.262	33.631	173	32.551	201	27.080	176	218	25	1:34.725	34.184	172	32.925	202	27.616	177	219
10	1:33.284	33.660	172	32.594	201	27.030	177	218	26	1:35.750	34.099	172	33.350	205	28.301	178	219
11	1:33.765	33.886	172	32.586	201	27.293	177	219	27	1:35.813	35.017	172	33.079	203	27.717	178	219
12	1:33.718	33.851	172	32.778	200	27.089	177	219	28	1:34.997	34.244	172	33.064	202	27.689	177	220
13	1:33.656	33.787	173	32.612	201	27.257	177	219	29	1:35.446	34.475	173	33.271	200	27.700	178	219
14	1:34.819	34.575	172	32.804	203	27.440	177	219	30	1:52.473	34.370	173	33.321	201	44.782	58	219
15	1:50.917	33.831	173	32.735	202	44.351	58	219	31	9:58.160	8:40.154	168	33.486	199	44.520	58	
16	2:57.342	1:56.348	172	33.198	201	27.796	178										

Lap	Time	SE1	SP1	SE2	SP2	SE3	SP3	TSP	Lap	Time	SE1	SP1	SE2	SP2	SE3	SP3	TSP
7 Zug, DEU / Piana, ITA									theoretical besttime: 1:32.729								
1	2:20.867	1:07.040	127	41.193	142	32.634	137		16	1:33.044	33.666	172	32.399	200	26.979	178	218
2	1:49.645	40.770	148	36.982	183	31.893	146	162	17	1:32.803	33.467	172	32.473	201	26.863	177	219
3	1:59.599	42.310	120	43.730	110	33.559	160	147	18	1:33.350	33.603	172	32.669	200	27.078	178	219
4	1:54.207	39.701	128	40.369	147	34.137	137	152	19	1:53.723	33.678	173	32.530	199	47.515	56	218
5	2:15.834	42.232	124	43.283	131	50.319	56	147	20	5:17.149	4:16.021	169	33.397	199	27.731	177	
6	6:09.409	4:53.255	136	42.619	132	33.535	145		21	1:34.299	34.081	170	32.827	200	27.391	177	218
7	1:53.127	43.485	162	39.033	145	30.609	170	133	22	1:34.668	34.252	167	32.896	200	27.520	177	218
8	1:47.205	38.109	166	38.491	129	30.605	173	151	23	1:34.886	34.087	173	33.341	200	27.458	177	219
9	1:55.013	39.527	130	42.353	137	33.133	130	210	24	1:35.120	34.280	173	33.273	199	27.567	177	219
10	1:48.350	40.196	166	37.131	192	31.023	170	128	25	1:33.981	33.956	172	32.759	201	27.266	177	218
11	1:45.844	37.878	168	38.070	194	29.896	173	142	26	1:33.751	33.801	173	32.749	200	27.201	176	218
12	2:23.463	43.593	103	47.625	113	52.245	56	210	27	1:34.617	34.261	172	32.838	199	27.518	177	217
13	4:09.417	3:08.292	167	33.786	195	27.339	176		28	1:34.893	34.520	165	32.973	200	27.400	177	219
14	1:33.929	33.911	170	32.532	201	27.486	176	217	29	1:52.170	33.989	172	32.959	200	45.222	56	217
15	1:33.600	33.824	162	32.694	200	27.082	177	218									

Lap	Time	SE1	SP1	SE2	SP2	SE3	SP3	TSP	Lap	Time	SE1	SP1	SE2	SP2	SE3	SP3	TSP
14 Grotstollen, DEU / Braun, DEU									theoretical besttime: 1:33.264								
1	2:23.439	1:10.488	153	40.989	154	31.962	137		16	1:36.026	34.611	174	33.393	200	28.022	179	221
2	1:46.704	40.560	135	37.049	199	29.095	174	177	17	1:36.095	35.036	173	33.320	201	27.739	179	221
3	1:36.203	35.046	171	33.428	199	27.729	177	218	18	1:36.281	35.104	174	33.493	202	27.684	178	221
4	1:35.719	34.346	172	33.367	201	28.006	177	219	19	1:36.822	34.578	174	33.797	154	28.447	178	220
5	1:35.471	34.393	172	33.530	201	27.548	178	220	20	1:36.149	34.673	172	33.438	201	28.038	177	220
6	1:37.692	36.584	173	33.502	201	27.606	179	222	21	1:53.490	34.995	173	33.544	202	44.951	58	219
7	1:35.062	34.295	169	33.181	200	27.586	178	221	22	5:26.830	4:19.353	165	38.500	149	28.977	176	
8	1:51.101	34.027	171	33.902	200	43.172	60	220	23	1:37.976	36.544	173	34.062	199	27.370	180	177
9	7:00.964	5:58.798	169	34.010	201	28.156	177		24	1:41.318	39.415	157	34.275	202	27.628	179	222
10	1:35.697	34.716	172	33.246	202	27.735	178	221	25	1:33.520	33.895	174	32.734	202	26.891	180	221
11	1:35.437	34.420	173	33.446	198	27.571	177	221	26	1:34.653	34.299	168	33.357	201	26.997	180	223
12	1:36.500	35.340	173	33.520	200	27.640	176	220	27	1:33.777	33.730	174	32.835	202	27.212	179	222
13	1:38.365	34.409	172	34.299	195	29.657	175	219	28	1:33.744	33.639	174	32.887	203	27.218	180	221
14	1:52.536	34.828	171	33.979	201	43.729	55	219	29	1:34.715	34.025	170	33.522	203	27.168	179	222
15	4:13.882	3:11.760	170	34.321	199	27.801	179										

Lap	Time	SE1	SP1	SE2	SP2	SE3	SP3	TSP	Lap	Time	SE1	SP1	SE2	SP2	SE3	SP3	TSP
17 Hadergasser, DEU / Still, DEU									theoretical besttime:								
1	3:44.545			3:13.650	187	30.895	166		4	1:40.013				195	28.837	172	193
2	1:40.771				192	29.061	167	203	5								211
3	1:39.722				193	29.140		209									



ADAC GT4 Germany Testtag

Sector List Test Session 3



Provisional

Motorsportarena Oschersleben, Length: 3667m

Air temperature: 24.89°C

Track temperature: 38.06°C

Weather condition: Dry

Reg. Nr.:

Thursday, April 25, 2019 14:10:00

Lap	Time	SE1	SP1	SE2	SP2	SE3	SP3	TSP	Lap	Time	SE1	SP1	SE2	SP2	SE3	SP3	TSP
19 Viebahn, DEU / Lappalainen, FIN									theoretical besttime: 1:32.379								
1	4:39.190					4:39.190			14	5:45.954	4:46.497	169	32.599	197	26.858	175	
2	6:02.179	4:49.064	133	40.341	152	32.774	131		15	1:32.506	33.369	170	32.295	198	26.842	175	213
3	1:50.262	39.463	122	38.992	139	31.807	157	170	16	1:32.922	33.478	170	32.435	198	27.009	175	213
4	1:49.340	39.920	123	39.160	144	30.260	171	142	17	1:33.884	33.481	170	32.727	199	27.676	173	213
5	2:05.346	36.961	138	36.629	172	51.756	48	180	18	1:33.439	34.072	170	32.510	198	26.857	175	212
6	5:11.524	4:10.187	168	33.864	195	27.473	175		19	1:33.396	33.763	170	32.573	198	27.060	175	213
7	1:33.284	33.876	170	32.482	197	26.926	175	213	20	1:33.446	33.774	170	32.608	197	27.064	174	213
8	1:32.562	33.503	170	32.284	196	26.775	174	213	21	1:51.675	33.932	170	32.645	197	45.098	56	213
9	1:32.563	33.527	170	32.310	197	26.726	174	211	22	6:11.794	5:11.671	168	33.057	196	27.066	175	
10	1:39.664	34.885	142	36.520	169	28.259	174	212	23	1:33.139	33.652	169	32.605	196	26.882	175	213
11	1:38.229	35.957	146	35.126	193	27.146	175	194	24	1:33.477	33.757	170	32.651	196	27.069	175	213
12	1:32.761	33.637	170	32.295	197	26.829	175	213	25	1:54.144	33.676	170	32.518	198	47.950	49	212
13	1:52.786	33.638	170	33.205	196	45.943	55	212									

Lap	Time	SE1	SP1	SE2	SP2	SE3	SP3	TSP	Lap	Time	SE1	SP1	SE2	SP2	SE3	SP3	TSP
22 Kern, DEU / Kasperlik, DEU									theoretical besttime: 1:33.434								
1	3:47.048	2:32.079	99	42.990	165	31.979	112		14	1:35.755	34.484	167	33.447	198	27.824	173	216
2	1:42.159	40.955	167	33.613	198	27.591	174	114	15	1:37.155	35.479	168	33.870	199	27.806	172	217
3	1:35.801	34.643	168	33.135	198	28.023	173	216	16	1:36.162	34.562	169	33.531	198	28.069	173	216
4	1:35.403	34.443	169	33.121	200	27.839	175	215	17	1:53.453	34.793	169	34.152	198	44.508	58	216
5	1:38.351	37.220	169	33.609	198	27.522	175	180	18	5:34.193	4:24.599	133	38.086	136	31.508	129	
6	1:51.551	34.482	169	33.567	195	43.502	58	216	19	1:44.264	38.685	112	37.705	158	27.874	174	154
7	4:06.958	3:05.833	166	33.616	199	27.509	173		20	1:34.143	34.235	169	32.917	201	26.991	174	216
8	1:35.127	34.400	169	33.365	199	27.362	174	216	21	1:33.521	33.919	169	32.738	201	26.864	174	218
9	1:34.852	34.259	170	33.283	199	27.310	174	216	22	1:33.504	33.916	169	32.679	201	26.909	174	217
10	1:52.587	34.572	169	33.523	200	44.492	58	216	23	1:34.270	34.041	168	33.087	200	27.142	174	217
11	9:30.980	8:28.587	167	34.630	197	27.763	174		24	1:33.792	34.017	169	32.654	201	27.121	173	216
12	1:35.425	34.415	170	33.485	198	27.525	173	215	25	1:50.838	34.126	168	32.857	200	43.855	58	215
13	1:35.265	34.463	168	33.310	200	27.492	173	216									

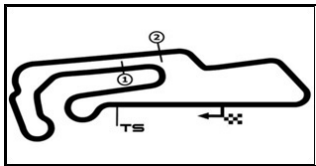
Lap	Time	SE1	SP1	SE2	SP2	SE3	SP3	TSP	Lap	Time	SE1	SP1	SE2	SP2	SE3	SP3	TSP
23 Kraihamer, AUT / Kofler, AUT									theoretical besttime: 1:31.930								
1	2:31.549	1:29.174	164	34.798	193	27.577	172		18	1:34.861	34.970	164	33.298	192	26.593	171	204
2	1:36.510	34.341	167	33.613	195	28.556	171	208	19	1:33.082	33.484	167	32.405	193	27.193	169	206
3	1:35.176	34.312	167	33.058	194	27.806	172	209	20	1:50.318	33.763	167	32.330	192	44.225	58	201
4	1:36.331	34.252	167	32.822	192	29.257	153	209	21	4:05.990	3:06.808	167	32.613	191	26.569	172	
5	1:35.933	35.583	168	33.021	191	27.329	170	200	22	1:33.343	33.396	167	32.132	192	27.815	163	208
6	1:42.974	40.719	165	33.732	192	28.523	170	207	23	1:33.348	33.544	168	32.270	192	27.534	169	203
7	1:35.219	34.038	166	32.759	190	28.422	167	207	24	1:48.655	33.477	168	31.965	192	43.213	58	206
8	1:34.802	34.312	168	33.112	192	27.378	171	206	25	3:15.565	2:14.289	165	33.903	192	27.373	172	
9	1:37.746	35.372	158	34.824	190	27.550	169	207	26	1:34.165	34.055	169	32.991	191	27.119	171	208
10	1:33.817	34.073	168	32.855	191	26.889	170	206	27	1:34.593	34.662	164	32.968	191	26.963	172	207
11	1:33.349	33.690	169	32.716	191	26.943	171	207	28	1:33.444	33.885	168	32.808	191	26.751	173	208
12	1:33.543	33.804	167	32.730	191	27.009	172	207	29	1:33.642	33.922	167	32.742	191	26.978	172	208
13	1:52.072	33.935	168	32.798	191	45.339	58	208	30	1:33.330	33.845	168	32.586	192	26.899	171	207
14	3:13.620	2:14.055	167	32.702	191	26.863	171		31	1:33.542	33.638	168	32.728	192	27.176	172	207
15	1:32.875	33.867	166	32.251	193	26.757	167	207	32	1:37.731	35.733	131	34.771	191	27.227	171	208
16	1:33.388	33.791	168	32.729	192	26.868	170	204	33	1:34.415	34.355	167	32.992	191	27.068	172	207
17	1:33.110	33.560	166	32.249	192	27.301	167	206	34	1:33.944	34.058	168	32.886	192	27.000	172	208

Lap	Time	SE1	SP1	SE2	SP2	SE3	SP3	TSP	Lap	Time	SE1	SP1	SE2	SP2	SE3	SP3	TSP
24 Siljehaug, NOR / Angermayr, AUT									theoretical besttime: 1:32.891								
1	4:48.125	3:45.558	163	34.911	189	27.656	173		16	1:35.415	33.934	167	34.223	191	27.258	171	206
2	1:37.308	33.996	166	35.046	171	28.266	170	208	17	1:49.879	33.861	166	32.821	190	43.197	58	206
3	1:35.570	34.004	168	32.453	193	29.113	173	207	18	4:11.751	3:11.774	165	32.892	190	27.085	172	
4	1:34.126	34.413	168	32.588	192	27.125	171	178	19	1:33.601	33.794	167	32.856	190	26.951	172	207
5	1:34.167	33.699	162	33.412	192	27.056	170	209	20	1:33.247	33.771	166	32.493	192	26.983	170	207
6	1:33.500	33.863	152	32.777	192	26.860	172	206	21	1:33.670	34.009	162	32.725	191	26.936	173	206
7	1:34.127	33.698	167	33.256	189	27.173	171	208	22	1:33.078	33.692	168	32.460	192	26.926	161	208
8	1:33.275	33.795	165	32.632	192	26.848	171	207	23	1:50.397	34.551	166	32.847	191	42.999	58	202
9	1:33.767	33.857	167	32.573	190	27.337	172	208	24	3:44.488	2:28.072	164	32.946	190	43.470	58	
10	1:34.193	33.742	167	33.325	188	27.126	171	208	25	3:26.815	2:07.691	165	35.624	173	43.500	58	
11	1:36.845	34.822	139	33.478	193	28.545	170	206	26	3:24.394	2:07.524	166	33.089	191	43.781	58	
12	1:33.339	33.849	166	32.592	191	26.898	171	206	27	3:14.497	2:11.078	111	35.658	192	27.761	161	
13	1:33.753	34.144	165	32.684	190	26.925	171	207	28	1:35.882	36.151	164	32.917	190	26.814	173	202

ver: 1.0

www.adac.de/motorsport

Page 2/ 5 printed: 25.4.2019 15:12



ADAC GT4 Germany Testtag

Sector List Test Session 3



Provisional

Motorsportarena Oschersleben, Length: 3667m

Air temperature: 24.89°C

Track temperature: 38.06°C

Weather condition: Dry

Reg. Nr.:

Thursday, April 25, 2019 14:10:00

Lap	Time	SE1	SP1	SE2	SP2	SE3	SP3	TSP	Lap	Time	SE1	SP1	SE2	SP2	SE3	SP3	TSP
14	1:33.476	33.758	166	32.777	190	26.941	170	206	29	1:33.215	33.624	168	32.568	191	27.023	170	209
15	1:33.516	33.967	166	32.645	192	26.904	171	205	30	1:33.520	33.841	166	32.489	191	27.190	167	207

36 Suabo, DEU / Woller, DEU

theoretical besttime: 1:33.724

1	1:56.710	53.187	166	35.272	200	28.251	173		8	25:57.690	24:53.362	165	34.991	196	29.337	170	
2	1:34.994	34.601	169	33.010	202	27.383	175	215	9	1:59.951	37.580	163	38.719	179	43.652	70	187
3	1:34.534	33.857	170	32.484	201	28.193	173	217	10	10:22.235	9:12.319	145	39.499	111	30.417	171	
4	1:50.634	34.007	168	32.898	201	43.729	60	216	11	1:44.743	37.490	166	36.996	126	30.257	163	190
5	4:51.545	3:46.356	143	36.567	198	28.622	171		12	1:48.258	37.935	165	38.733	174	31.590	169	182
6	1:40.868	35.513	159	35.435	200	29.920	170	215	13	1:46.388	38.020	165	38.004	191	30.364	170	175
7	1:57.580	36.570	160	37.762	175	43.248	84	215	14	2:05.107	37.253	164	38.021	155	49.833	45	195

48 Trefz, DEU / Haber, DEU

theoretical besttime: 1:32.480

1	3:14.161	2:06.910	139	38.763	194	28.488	172		16	1:32.878	33.859	167	32.360	199	26.659	173	213
2	1:34.999	34.552	167	33.060	197	27.387	171	213	17	1:49.929	33.708	167	32.567	198	43.654	59	214
3	1:33.777	33.734	167	32.964	198	27.079	171	214	18	2:51.572	1:50.165	164	34.270	197	27.137	171	
4	1:34.207	34.143	167	32.827	198	27.237	170	213	19	1:32.725	33.578	167	32.351	199	26.796	171	213
5	1:33.689	33.783	167	32.810	197	27.096	172	213	20	1:32.782	33.470	167	32.461	198	26.851	172	213
6	1:49.762	33.777	166	32.827	198	43.158	59	214	21	1:33.258	33.548	167	32.584	198	27.126	169	213
7	2:52.776	1:51.055	145	34.031	198	27.690	171		22	1:33.664	33.808	167	32.612	199	27.244	170	212
8	1:34.491	34.312	166	33.027	198	27.152	171	212	23	1:32.988	33.625	166	32.519	199	26.844	172	211
9	1:34.956	34.156	167	33.253	192	27.547	172	213	24	1:49.488	33.617	167	32.461	198	43.410	58	214
10	1:34.969	34.283	168	33.288	193	27.398	171	213	25	2:49.649	1:49.995	164	32.691	198	26.963	173	
11	1:51.327	34.169	166	32.995	197	44.163	59	213	26	1:33.335	33.980	168	32.527	198	26.828	173	216
12	5:23.824	4:18.030	160	36.950	194	28.844	170		27	1:33.884	34.392	168	32.552	199	26.940	173	215
13	1:37.353	35.000	165	33.695	161	28.658	171	211	28	1:35.803	33.926	168	34.832	198	27.045	172	214
14	1:33.610	34.159	167	32.722	199	26.729	173	212	29	1:33.840	33.913	167	32.766	198	27.161	172	214
15	1:32.905	33.731	167	32.433	199	26.741	170	213	30	1:51.524	34.036	167	32.768	198	44.720	58	213

59 Martin-Dye, GBR / Krebs, DNK

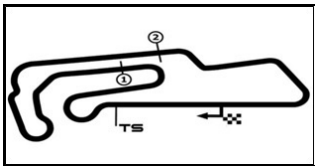
theoretical besttime: 1:33.888

1	2:17.875	1:02.211	112	43.651	159	32.013	174		14	1:35.002	34.247	170	33.273	198	27.482	175	217
2	1:44.854	38.398	165	36.059	195	30.397	176	188	15	1:34.898	34.380	169	33.111	200	27.407	176	216
3	1:54.172	35.067	171	33.713	200	45.392	57	214	16	1:35.051	34.278	170	33.227	198	27.546	177	216
4	2:24.555	1:22.960	169	33.752	199	27.843	176		17	1:35.055	34.321	167	33.312	200	27.422	176	217
5	1:34.497	34.047	169	33.215	200	27.235	177	216	18	1:35.003	34.264	170	33.241	200	27.498	176	216
6	1:35.823	34.248	162	34.232	198	27.343	176	217	19	1:52.359	34.260	170	33.520	200	44.579	58	216
7	1:34.261	33.998	170	33.080	199	27.183	176	217	20	18:03.051	16:47.719	103	42.868	116	32.464	139	
8	1:33.906	33.882	172	32.848	199	27.176	177	217	21	1:44.579	40.368	169	35.629	199	28.582	179	131
9	1:34.458	33.881	170	33.345	200	27.232	177	217	22	1:35.719	34.551	170	33.525	201	27.643	180	218
10	1:34.261	34.033	170	32.978	199	27.250	176	218	23	1:34.505	34.046	172	33.082	202	27.377	179	219
11	1:34.613	34.164	168	33.158	200	27.291	177	217	24	1:34.165	33.864	173	33.057	201	27.244	180	219
12	1:35.471	34.660	171	33.295	198	27.516	175	218	25	1:34.476	33.998	173	32.938	202	27.540	179	219
13	1:34.556	34.193	171	33.135	200	27.228	177	217	26	1:34.569	33.925	176	33.046	202	27.598	181	219

66 Davidovac, DEU / Dziwok, POL

theoretical besttime: 1:35.336

1	2:42.774	1:28.634	142	41.541	187	32.599	166		16	1:36.855	34.847	167	33.727	196	28.281	170	212
2	1:45.974	38.584	158	37.470	190	29.920	167	198	17	1:54.758	35.046	165	34.137	196	45.575	56	212
3	1:37.502	35.134	166	33.649	195	28.719	171	209	18	4:06.470	3:04.024	163	34.096	196	28.350	169	
4	1:35.625	34.474	166	33.409	196	27.742	171	212	19	1:36.328	34.666	167	33.562	195	28.100	169	211
5	1:35.905	34.574	165	33.490	196	27.841	171	212	20	1:35.988	34.663	164	33.523	197	27.802	171	211
6	1:35.689	34.603	167	33.365	196	27.721	170	213	21	1:35.687	34.469	166	33.300	196	27.918	170	212
7	1:36.422	34.465	164	33.313	197	28.644	170	212	22	1:35.633	34.400	166	33.331	195	27.902	170	212
8	1:51.460	35.057	166	33.504	196	42.899	55	211	23	1:35.802	34.528	167	33.219	197	28.055	170	213
9	6:40.211	5:38.454	163	33.948	196	27.809	171		24	1:36.753	34.903	164	33.732	194	28.118	171	213
10	1:36.225	34.570	166	33.667	193	27.988	169	213	25	1:35.867	34.533	167	33.459	196	27.875	170	213
11	1:36.840	35.420	165	33.357	196	28.063	169	200	26	1:36.290	34.546	165	33.651	195	28.093	170	213
12	1:36.053	34.948	164	33.215	197	27.890	169	212	27	1:36.043	34.508	167	33.503	196	28.032	170	212
13	1:55.655	35.142	141	37.052	196	43.461	52	212	28	1:35.949	34.528	166	33.640	195	27.781	171	212
14	4:06.412	3:03.448	164	34.603	194	28.361	170		29	1:35.935	34.654	166	33.532	196	27.749	171	213
15	1:36.704	35.009	166	33.712	197	27.983	170	212	30	1:37.556	34.682	164	34.525	183	28.349	171	213



ADAC GT4 Germany Testtag

Sector List Test Session 3



Provisional

Reg. Nr.:

Thursday, April 25, 2019 14:10:00

Motorsportarena Oschersleben, Length: 3667m

Air temperature: 24.89°C

Track temperature: 38.06°C

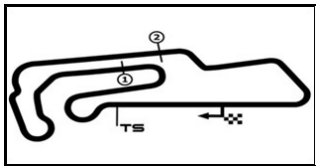
Weather condition: Dry

Lap	Time	SE1	SP1	SE2	SP2	SE3	SP3	TSP	Lap	Time	SE1	SP1	SE2	SP2	SE3	SP3	TSP
69	Dörr, DEU / Trebing, USA								theoretical besttime: 1:33.333								
1	2:16.785	1:01.028	150	42.044	185	33.713	165		15	4:32.994	3:31.652	164	34.009	201	27.333	178	
2	1:44.761	38.649	168	35.710	192	30.402	177	182	16	1:33.408	33.818	174	32.538	202	27.052	178	220
3	1:53.456	35.150	171	33.384	199	44.922	57	218	17	1:33.696	33.821	173	32.756	201	27.119	180	219
4	3:16.830	2:15.237	174	34.162	200	27.431	178		18	1:33.589	33.744	174	32.591	202	27.254	178	219
5	1:34.819	34.130	173	33.319	200	27.370	179	219	19	1:51.878	33.876	173	33.379	200	44.623	57	219
6	1:38.000	34.775	120	35.726	201	27.499	179	219	20	4:44.450	3:39.274	173	36.346	175	28.830	178	
7	1:34.501	33.853	175	32.940	201	27.708	179	219	21	1:34.233	33.880	173	33.008	201	27.345	180	218
8	1:34.259	33.898	175	32.943	201	27.418	178	219	22	1:33.915	33.743	174	32.921	202	27.251	177	220
9	1:35.641	34.447	173	33.542	202	27.652	179	219	23	1:35.137	34.333	173	33.368	201	27.436	180	219
10	1:34.658	34.100	175	33.031	201	27.527	177	219	24	1:39.263	35.508	173	35.923	196	27.832	180	221
11	1:54.536	34.973	173	33.470	200	46.093	57	201	25	1:37.986	34.304	174	36.147	201	27.535	179	220
12	5:44.294	4:35.754	163	38.698	187	29.842	176		26	1:35.013	34.223	172	33.168	202	27.622	177	220
13	2:01.814	36.114	171	36.292	121	49.408	57	186	27	1:34.903	34.269	173	33.268	201	27.366	179	219
14	4:59.603	3:08.500	171	49.866	80	1:01.237	46										

77	Heinemann, DEU / Wankmüller, DEU								theoretical besttime: 1:32.006								
1	3:22.184	2:17.665	163	36.155	169	28.364	174		12	3:08.466	2:08.070	168	33.181	200	27.215	173	
2	1:34.242	34.301	169	33.046	200	26.895	173	216	13	1:34.050	33.669	169	32.588	201	27.793	174	215
3	1:32.488	33.372	169	32.214	201	26.902	173	216	14	1:34.125	33.794	169	33.158	199	27.173	174	216
4	1:32.450	33.388	169	32.033	201	27.029	174	216	15	1:33.438	33.761	169	32.655	201	27.022	175	216
5	1:32.056	33.259	169	32.083	200	26.714	174	216	16	1:33.238	33.704	169	32.542	201	26.992	174	217
6	1:49.478	33.396	169	32.329	200	43.753	59	217	17	1:33.107	33.669	169	32.584	201	26.854	174	216
7	4:30.415	3:29.782	167	32.637	200	27.996	173		18	1:33.037	33.565	169	32.565	201	26.907	174	216
8	1:32.857	33.609	169	32.335	200	26.913	174	216	19	1:33.032	33.604	169	32.496	201	26.932	175	216
9	1:32.526	33.370	169	32.299	201	26.857	173	216	20	1:33.303	33.804	169	32.523	201	26.976	174	216
10	2:06.562	34.153	169	33.044	200	59.365	38	216	21	1:34.029	34.034	170	32.824	200	27.171	173	216
11	20:39.405	19:21.771	166	33.563	199	44.071	59		22	1:34.047	34.138	170	32.845	200	27.064	174	216

94	von der Laden, DEU / Valente, DEU								theoretical besttime: 1:33.365								
1	2:56.318	1:30.945	130	41.393	153	43.980	45		14	1:34.144	34.079	171	32.994	202	27.071	180	219
2	3:36.835	2:24.751	108	39.677	165	32.407	153		15	1:34.374	33.865	174	33.277	201	27.232	178	220
3	1:40.118	36.684	159	34.571	188	28.863	174	180	16	1:34.080	33.942	172	32.937	203	27.201	180	219
4	1:36.961	34.822	171	34.321	193	27.818	178	212	17	1:35.662	34.630	173	33.145	203	27.887	179	220
5	1:37.154	36.411	173	33.590	201	27.153	177	158	18	1:44.723	34.767	174	33.188	203	36.768	58	219
6	1:41.382	40.879	172	33.339	202	27.164	178	219	19	12:37.137	11:32.477	150	36.146	186	28.514	176	
7	1:33.828	33.856	174	33.025	202	26.947	179	219	20	1:34.426	34.037	176	33.030	201	27.359	178	217
8	1:37.313	34.025	172	33.524	203	29.764	178	220	21	1:33.622	33.754	177	32.878	202	26.990	180	219
9	1:46.848	35.055	170	33.888	201	37.905		219	22	1:33.589	33.618	175	32.960	202	27.011	179	220
10	6:28.906	5:28.050	172	33.563	200	27.293	179		23	1:33.792	33.837	176	32.800	203	27.155	180	220
11	1:33.789	33.713	173	33.097	202	26.979	178	219	24	1:38.110	35.427	157	35.456	202	27.227	180	221
12	1:35.207	34.343	171	33.352	201	27.512	178	219	25	1:37.401	34.464	172	33.143	203	29.794	178	221
13	1:34.523	34.016	173	33.168	201	27.339	178	219	26	1:34.534	34.027	177	33.016	203	27.491	176	220

99	Owega, DEU / Owega, DEU								theoretical besttime: 1:31.965								
1	1:58.874	54.050	161	36.279	194	28.545	171		19	1:33.570	33.974	169	32.616	200	26.980	174	216
2	1:37.346	34.631	169	33.859	168	28.856	174	214	20	1:33.523	33.827	169	32.707	201	26.989	174	216
3	1:33.758	33.785	170	32.765	201	27.208	173	216	21	1:33.528	33.743	169	32.761	201	27.024	173	217
4	1:33.754	33.856	170	32.686	201	27.212	174	216	22	1:33.329	33.872	170	32.482	200	26.975	175	217
5	1:33.656	33.835	169	32.598	202	27.223	175	216	23	1:33.859	34.134	169	32.658	200	27.067	174	217
6	1:34.042	33.913	169	33.126	200	27.003	173	217	24	1:33.532	33.882	169	32.543	201	27.107	174	216
7	1:34.656	34.290	164	33.350	200	27.016	174	216	25	1:50.622	34.214	169	32.664	201	43.744	59	216
8	1:33.625	33.717	170	32.792	201	27.116	174	216	26	4:37.935	3:35.635	151	34.588	195	27.712	170	
9	1:33.263	33.721	170	32.574	202	26.968	174	216	27	1:33.928	34.431	167	32.640	199	26.857	174	211
10	1:33.555	33.865	169	32.618	201	27.072	175	216	28	1:32.520	33.594	170	32.292	200	26.634	175	216
11	1:35.733	34.640	167	33.095	201	27.998	174	217	29	1:32.422	33.449	170	32.249	200	26.724	174	217
12	1:35.546	34.623	168	33.398	200	27.525	173	217	30	1:32.016	33.417	170	32.097	201	26.502	175	216
13	1:51.022	34.792	166	33.143	198	43.087	59	216	31	1:35.289	33.447	169	34.169	197	27.673	176	216
14	3:09.728	2:09.553	168	33.039	200	27.136	174		32	1:32.316	33.467	170	32.179	202	26.670	175	217
15	1:33.285	33.816	168	32.540	202	26.929	173	216	33	1:33.278	33.366	170	32.892	197	27.020	174	217
16	1:35.131	34.094	144	33.777	200	27.260	174	216	34	1:41.804	37.407	155	37.293	184	27.104	174	216
17	1:32.980	33.709	169	32.424	201	26.847	174	216	35	1:49.556	33.660	170	32.333	202	43.563	59	217
18	1:33.521	33.889	169	32.688	199	26.944	173	216									



ADAC GT4 Germany Testtag

Sector List Test Session 3



Provisional

Reg. Nr.:

Thursday, April 25, 2019 14:10:00

Motorsportarena Oschersleben, Length: 3667m

Air temperature: 24.89°C

Track temperature: 38.06°C

Weather condition: Dry

Lap	Time	SE1	SP1	SE2	SP2	SE3	SP3	TSP	Lap	Time	SE1	SP1	SE2	SP2	SE3	SP3	TSP
-----	------	-----	-----	-----	-----	-----	-----	-----	-----	------	-----	-----	-----	-----	-----	-----	-----