

ADAC GT4 Germany

Sector List Test Session 7

Provisional

DMSB Reg. Nr.:

Tuesday, April 9, 2019 10:10:00

Motorsportarena Oschersleben, Length: 3667m

Air temperature: N/A°C

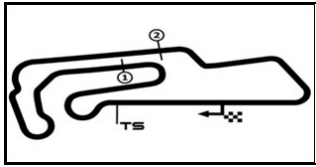
Track temperature: N/A°C

Weather condition: Dry

Lap	Time	SE1	SP1	SE2	SP2	SE3	SP3	TSP	Lap	Time	SE1	SP1	SE2	SP2	SE3	SP3	TSP
2 Schrey, DEU / Jäger, AUT									theoretical besttime: 1:32.496								
1	2:05.988	53.550	126	41.795	148	30.643	175		20	1:41.487	33.840	173	32.610	201	35.037	60	215
2	1:35.233	34.735	170	33.153	200	27.345	176	214	21	2:53.640	1:52.803	170	33.430	199	27.407	175	
3	1:33.738	33.847	170	32.743	201	27.148	176	215	22	1:34.527	34.338	170	32.936	201	27.253	175	214
4	1:33.031	33.725	172	32.461	201	26.845	176	216	23	1:34.024	34.193	171	32.723	201	27.108	174	215
5	1:32.934	33.793	173	32.259	201	26.882	176	216	24	1:34.577	34.140	170	33.068	200	27.369	174	214
6	1:32.702	33.617	172	32.194	201	26.891	177	216	25	1:34.172	34.042	171	32.742	202	27.388	173	215
7	1:32.847	33.524	172	32.322	201	27.001	176	216	26	1:36.052	35.617	171	33.007	200	27.428	175	213
8	1:33.060	33.796	171	32.277	201	26.987	176	215	27	1:35.076	34.736	170	33.056	200	27.284	175	215
9	1:32.782	33.729	172	32.275	201	26.778	176	215	28	1:34.461	34.307	170	32.914	200	27.240	175	215
10	1:33.204	33.849	171	32.410	201	26.945	176	216	29	1:34.346	34.169	171	32.881	200	27.296	175	215
11	1:34.285	33.807	172	32.380	201	28.098	148	215	30	1:34.304	34.224	170	32.886	200	27.194	175	215
12	1:33.916	34.280	172	32.581	200	27.055	176	203	31	1:35.237	34.448	172	33.350	201	27.439	175	215
13	1:33.103	33.780	172	32.289	201	27.034	176	215	32	1:34.791	34.462	172	33.048	201	27.281	177	216
14	1:33.112	33.748	171	32.424	200	26.940	175	216	33	1:34.677	34.267	172	33.052	199	27.358	175	216
15	1:33.404	33.807	172	32.428	201	27.169	176	215	34	1:34.677	34.375	172	33.053	200	27.249	175	216
16	1:34.491	33.918	172	32.966	156	27.607	177	215	35	1:34.508	34.234	172	32.896	201	27.378	175	215
17	1:33.940	33.965	172	32.745	202	27.230	176	217	36	1:34.869	34.341	170	33.088	201	27.440	174	215
18	1:34.023	33.952	170	32.775	201	27.296	175	217	37	1:34.646	34.255	172	32.989	200	27.402	176	215
19	1:33.715	33.856	170	32.685	202	27.174	176	214	38	1:55.080	34.899	172	33.392	201	46.789	58	216

3 Hürtgen, DEU / Fischer, AUT									theoretical besttime: 1:32.409								
1	2:09.683	57.408	127	42.182	134	30.093	173		20	1:33.557	33.697	171	32.676	201	27.184	177	216
2	1:35.296	34.472	170	32.973	201	27.851	175	214	21	1:33.343	33.718	172	32.469	202	27.156	175	216
3	1:33.300	33.786	170	32.491	201	27.023	176	216	22	1:33.462	33.754	172	32.522	201	27.186	177	216
4	1:33.491	33.461	171	32.641	201	27.389	175	217	23	1:33.821	33.837	172	32.677	202	27.307	177	216
5	1:33.051	33.626	171	32.467	201	26.958	176	216	24	1:34.262	33.797	172	33.057	200	27.408	176	216
6	1:32.681	33.498	172	32.413	202	26.770	178	217	25	1:33.982	33.758	172	32.796	202	27.428	176	216
7	1:32.637	33.401	172	32.308	203	26.928	177	217	26	1:34.592	33.975	171	32.986	201	27.631	177	217
8	1:32.651	33.469	172	32.323	202	26.859	178	217	27	1:34.272	33.990	173	32.874	202	27.408	177	216
9	1:32.476	33.435	172	32.238	202	26.803	177	217	28	1:34.184	33.908	173	32.814	202	27.462	177	216
10	1:32.747	33.405	173	32.359	202	26.983	175	217	29	1:34.103	33.771	172	32.876	202	27.456	176	216
11	1:32.959	33.555	172	32.395	203	27.009	176	216	30	1:34.257	33.890	172	32.901	202	27.466	177	216
12	1:33.314	33.676	172	32.519	203	27.119	177	218	31	1:34.766	34.377	171	32.847	203	27.542	177	217
13	1:33.333	33.655	172	32.543	203	27.135	176	219	32	1:34.317	34.028	172	32.824	201	27.465	177	217
14	1:33.475	33.811	171	32.595	202	27.069	177	219	33	1:34.616	34.053	172	32.870	202	27.693	177	218
15	1:33.152	33.580	172	32.412	203	27.160	177	218	34	1:34.607	34.012	172	32.983	203	27.612	177	218
16	1:33.260	33.574	172	32.445	202	27.241	177	218	35	1:34.496	33.964	171	32.911	202	27.621	177	218
17	1:33.798	33.727	172	32.878	201	27.193	177	216	36	1:34.755	34.024	172	33.034	202	27.697	177	217
18	1:40.934	33.766	171	32.576	201	34.592	56	217	37	1:34.724	34.193	171	32.910	203	27.621	176	218
19	2:48.183	1:47.458	170	33.497	198	27.228	176		38	1:47.390	34.723	168	33.729	201	38.938	49	216

4 Trefz, DEU / Haber, AUS									theoretical besttime: 1:31.947								
1	3:30.569	2:17.165	118	43.551	128	29.853	174		17	1:34.357	34.145	165	33.214	202	26.998	173	216
2	1:34.137	34.500	170	32.525	203	27.112	174	216	18	1:33.516	33.766	169	32.680	203	27.070	168	215
3	1:32.645	33.580	170	32.232	203	26.833	175	217	19	1:33.531	34.033	169	32.608	203	26.890	174	213
4	1:32.411	33.542	169	32.227	203	26.642	175	216	20	1:33.549	33.904	169	32.677	202	26.968	174	216
5	1:32.377	33.431	170	32.228	202	26.718	173	217	21	1:33.328	34.131	169	32.414	203	26.783	174	216
6	1:32.280	33.440	169	32.208	203	26.632	175	216	22	1:33.562	33.967	170	32.580	202	27.015	173	216
7	1:32.276	33.497	170	32.111	203	26.668	176	217	23	1:33.474	33.964	169	32.582	203	26.928	172	216
8	1:32.310	33.436	170	32.308	202	26.566	174	218	24	1:45.968	33.917	168	32.660	203	39.391	58	214
9	1:32.236	33.270	170	32.384	201	26.582	175	216	25	3:18.600	2:18.581	168	33.001	202	27.018	174	
10	1:47.332	35.557	167	33.002	201	38.773	57	218	26	1:34.000	34.159	169	32.779	203	27.062	174	216
11	3:44.031	2:42.914	166	34.047	202	27.070	173		27	1:33.679	33.915	170	32.620	204	27.144	170	216
12	1:33.998	34.027	169	32.732	201	27.239	172	216	28	1:34.042	34.038	169	32.681	203	27.323	171	215
13	1:46.541	34.296	168	33.439	196	38.806	58	215	29	1:34.230	34.147	169	32.900	202	27.183	174	215
14	4:44.922	3:45.176	166	32.770	201	26.976	173		30	1:34.291	34.236	168	32.853	203	27.202	174	217
15	1:33.746	34.175	169	32.652	202	26.919	173	214	31	1:46.310	34.119	169	32.911	203	39.280	58	217
16	1:34.261	33.965	169	33.243	203	27.053	174	215									



ADAC GT4 Germany

Sector List Test Session 7

Provisional

Motorsportarena Oschersleben, Length: 3667m

Air temperature: N/A°C

Track temperature: N/A°C

Weather condition: Dry

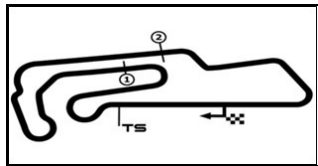
DMSB Reg. Nr.:

Tuesday, April 9, 2019 10:10:00

Lap	Time	SE1	SP1	SE2	SP2	SE3	SP3	TSP	Lap	Time	SE1	SP1	SE2	SP2	SE3	SP3	TSP
5 Stalidzane, DEU / Rindlisbacher, CHE									theoretical besttime: 1:32.547								
1	3:16.524	2:09.951	155	36.798	196	29.775	175		20	1:34.434	33.525	173	33.945	203	26.964	178	217
2	1:37.394	35.420	171	33.799	201	28.175	176	214	21	1:33.375	33.665	171	32.735	203	26.975	177	216
3	1:34.827	34.280	172	33.302	201	27.245	177	216	22	1:33.548	33.583	172	32.696	202	27.269	178	216
4	1:34.511	34.071	173	33.199	200	27.241	177	216	23	1:33.178	33.500	172	32.603	203	27.075	177	217
5	1:34.602	33.918	173	33.204	201	27.480	176	216	24	1:33.080	33.434	173	32.821	203	26.825	179	217
6	1:34.490	34.091	173	33.167	201	27.232	177	216	25	1:34.808	34.414	173	33.179	202	27.215	177	218
7	1:33.615	33.834	173	32.859	202	26.922	177	216	26	1:35.346	34.558	172	33.394	202	27.394	177	218
8	1:35.529	35.484	173	32.990	202	27.055	176	217	27	1:34.204	33.987	172	33.116	202	27.101	178	217
9	1:33.594	33.773	172	32.897	203	26.924	177	217	28	1:34.397	34.032	172	33.064	203	27.301	178	216
10	1:37.270	33.763	172	35.981	197	27.526	177	217	29	1:34.171	34.008	172	32.941	204	27.222	178	217
11	1:34.176	34.015	171	33.124	201	27.037	177	216	30	1:33.522	33.875	171	32.693	204	26.954	177	215
12	1:33.032	33.711	173	32.568	203	26.753	177	217	31	1:34.075	33.390	172	33.703	203	26.982	178	216
13	1:33.239	33.759	172	32.579	202	26.901	178	217	32	1:32.983	33.295	172	32.739	203	26.949	178	216
14	1:32.982	33.470	173	32.646	203	26.866	178	218	33	1:33.085	33.586	172	32.499	204	27.000	178	217
15	1:33.314	33.610	171	32.775	201	26.929	177	218	34	1:33.315	33.497	173	32.771	203	27.047	179	218
16	1:33.685	33.673	172	33.070	202	26.942	178	217	35	1:33.452	33.632	173	32.781	203	27.039	177	219
17	1:32.777	33.431	173	32.505	203	26.841	178	218	36	1:33.406	33.439	172	32.751	204	27.216	176	217
18	1:51.779	41.678	172	33.213	203	36.888	58	218	37	1:46.476	34.157	172	34.128	203	38.191	53	216
19	2:58.575	1:58.437	172	32.975	203	27.163	177										

6 Beckhusen, DEU / Wechselberger, DEU									theoretical besttime: 1:32.087								
1	2:17.815	1:08.788	162	39.367	194	29.660	173		17	1:33.330	33.160	173	33.055	203	27.115	176	219
2	1:36.898	35.620	170	33.676	201	27.602	176	179	18	1:32.839	33.554	170	32.571	204	26.714	176	217
3	1:38.003	33.915	172	34.630	202	29.458	177	217	19	1:32.225	33.254	173	32.424	204	26.547	177	218
4	1:34.036	33.902	172	32.937	202	27.197	178	211	20	1:34.857	33.200	173	34.274	203	27.383	178	219
5	1:33.291	33.415	172	32.862	204	27.014	178	218	21	1:54.051	39.439	166	35.027	191	39.585	59	219
6	1:33.516	33.675	173	32.683	204	27.158	177	219	22	5:53.902	4:52.526	170	33.868	201	27.508	177	
7	1:36.905	33.678	173	34.494	189	28.733	177	219	23	1:33.967	33.795	172	33.019	202	27.153	177	216
8	1:53.395	33.974	173	32.916	202	46.505	51	217	24	1:34.361	33.945	172	33.092	202	27.324	175	216
9	7:48.452	6:34.944	129	40.985	179	32.523	168		25	1:33.897	33.769	171	33.009	202	27.119	177	216
10	1:42.133	37.230	166	36.706	197	28.197	175	208	26	1:33.632	33.622	174	32.848	203	27.162	176	216
11	1:33.971	34.139	172	32.914	202	26.918	177	216	27	1:33.551	33.694	173	32.872	202	26.985	178	217
12	1:38.016	36.536	133	34.263	203	27.217	178	218	28	1:33.231	33.502	173	32.595	203	27.134	178	218
13	1:33.373	33.545	172	32.841	203	26.987	174	217	29	1:33.115	33.499	173	32.700	203	26.916	179	218
14	1:33.534	33.418	173	32.613	204	27.503	171	216	30	1:33.330	33.495	173	32.752	203	27.083	178	219
15	1:34.844	34.723	173	32.778	202	27.343	178	189	31	1:51.639	33.512	174	32.527	203	45.600	42	218
16	1:32.448	33.470	174	32.380	204	26.598	178	219									

11 Springob, DEU / Mayer, DEU									theoretical besttime:								
1	2:20.353		1:50.401	176	29.952	176			18	1:33.945			205	27.272	177	219	
2	1:37.675			204	27.912	177	201		19	1:33.691			205	27.008	177	219	
3	1:36.480			205	27.820	178	219		20	1:33.396			206	27.109	178	219	
4	1:35.300			205	27.693	176	219		21	1:33.986			206	27.475	175	219	
5	1:36.075			204	27.456	177	218		22	1:33.857			206	27.233	178	218	
6	1:43.871			204	36.120	58	219		23	1:33.961			206	27.380	177	220	
7	3:29.278			204	27.514	177			24	1:34.171			205	27.355	178	220	
8	1:34.850			205	27.267	177	220		25	1:45.425			158	27.946	178	169	
9	1:34.547			204	27.096	177	219		26	1:34.995			206	27.094	178	220	
10	1:34.730			204	27.401	177	219		27	1:34.242			206	27.146	179	219	
11	1:34.108			206	26.945	176	218		28	1:33.943			208	27.388	177	220	
12	1:46.909			202	35.254	58	218		29	1:52.726			199	45.510	58	220	
13	4:42.461			204	28.086	177			30	2:43.506			205	27.401	177		
14	1:35.400			203	27.551	178	219		31	1:34.472			205	27.253	178	219	
15	1:34.671			204	27.225	177	219		32	1:34.935			206	27.400	177	219	
16	1:36.073			203	27.513	177	219		33	1:44.346			206	37.027	58	220	
17	1:33.848			206	27.123	177	219										



ADAC GT4 Germany

Sector List Test Session 7

Provisional

Motorsportarena Oschersleben, Length: 3667m

Air temperature: N/A°C

Track temperature: N/A°C

Weather condition: Dry

DMSB Reg. Nr.:

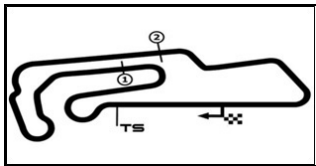
Tuesday, April 9, 2019 10:10:00

Lap	Time	SE1	SP1	SE2	SP2	SE3	SP3	TSP	Lap	Time	SE1	SP1	SE2	SP2	SE3	SP3	TSP
14 Grostollen, DEU / Braun, DEU / Braun, DEU									theoretical besttime: 1:33.528								
1	2:30.573	1:22.662	155	37.470	191	30.441	159		18	3:52.374	2:48.986	170	34.952	196	28.436	175	
2	1:40.408	38.194	166	34.019	195	28.195	173	142	19	1:35.577	35.182	168	33.092	199	27.303	174	213
3	1:36.173	34.591	168	33.799	196	27.783	171	213	20	1:34.396	34.124	172	32.965	200	27.307	177	213
4	1:36.824	34.689	169	33.605	197	28.530	172	212	21	1:34.148	33.923	171	32.810	200	27.415	176	216
5	1:36.179	35.276	169	33.262	198	27.641	175	212	22	1:34.021	33.886	173	32.921	201	27.214	175	216
6	1:35.434	34.254	170	33.441	199	27.739	173	214	23	1:33.989	33.910	172	32.796	200	27.283	177	216
7	1:35.339	34.395	170	33.500	196	27.444	174	213	24	1:34.366	34.193	172	32.867	201	27.306	175	217
8	1:36.854	34.219	170	34.883	197	27.752	175	213	25	1:34.147	34.195	169	32.745	199	27.207	177	216
9	1:50.745	35.057	163	33.664	182	42.024	67	213	26	1:33.983	33.933	172	32.841	200	27.209	176	216
10	5:06.488	3:57.731	158	39.255	194	29.502	173		27	1:33.785	33.878	173	32.555	201	27.352	174	216
11	1:38.824	37.344	166	33.765	197	27.715	175	211	28	1:34.239	33.851	174	32.783	199	27.605	177	214
12	1:34.823	34.366	172	32.924	200	27.533	176	216	29	1:34.987	33.766	173	33.274	196	27.947	170	216
13	1:34.217	33.809	172	33.058	199	27.350	175	216	30	1:34.300	34.208	172	32.855	200	27.237	177	213
14	1:34.031	33.853	170	32.829	199	27.349	177	215	31	1:34.479	34.081	172	33.050	201	27.348	177	216
15	1:34.255	33.974	172	32.950	198	27.331	176	216	32	1:34.414	33.919	173	32.956	202	27.539	177	217
16	1:35.408	34.765	168	33.426	201	27.217	177	216	33	1:35.066	34.316	172	33.373	201	27.377	175	218
17	1:49.573	33.867	171	32.824	201	42.882	67	216	34	1:53.103	34.059	173	33.020	200	46.024	55	216

17 Hadergasser, DEU / Still, DEU									theoretical besttime:								
1	1:18.439					1:18.439			17	1:39.057			202	28.801	173	215	
2	2:27.846				134	35.348	151		18	1:39.487			201	29.019	173	216	
3	1:52.637				159	31.739	153	181	19	1:38.593			202	28.569	175	216	
4	1:46.765				198	31.137	171	184	20	1:38.705			203	28.738	174	216	
5	1:40.999				200	29.796	173	214	21	1:54.769			198	44.106	51	216	
6	1:40.836				200	29.736	168	215	22	4:10.324			155	30.066	174		
7	1:42.101				198	29.708	173	212	23	1:39.716			199	29.149	173	216	
8	1:40.994				200	29.168	172	210	24	1:38.301			202	28.469	175	215	
9	1:39.946				201	29.358	171	216	25	1:51.183			202	40.249	54	216	
10	1:58.437				145	43.076	50	215	26	3:41.424			202	27.393	177		
11	5:15.307				200	29.345	171		27	1:39.095			137	29.134	177	218	
12	1:41.164				198	29.330	173	190	28	1:33.689			204	27.040	176	219	
13	1:49.841				200	29.158	172	215	29	1:33.468			205	27.039	178	218	
14	1:39.620				201	29.039	173	215	30	1:33.320			204	26.937	176	219	
15	1:39.093				201	28.927	173	214	31	1:53.429			204	47.116	52	219	
16	1:41.289				191	29.561	174	214									

18 Viebahn, DEU / Lappalainen, FIN									theoretical besttime: 1:31.489								
1	2:24.229	1:05.913	102	45.465	101	32.851	132		19	1:32.734	33.739	170	32.234	202	26.761	177	216
2	1:42.740	38.806	141	35.905	198	28.029	177	162	20	1:40.218	33.257	172	32.220	202	34.741	58	215
3	1:32.704	33.802	172	32.291	202	26.611	178	214	21	3:16.665	2:16.112	170	33.450	199	27.103	175	
4	1:31.785	33.297	172	31.993	203	26.495	177	215	22	1:35.000	34.783	172	32.940	200	27.277	177	214
5	1:31.687	33.203	171	31.931	203	26.553	177	216	23	2:03.245	33.832	172	33.126	200	56.287	57	215
6	1:31.723	33.206	172	32.011	203	26.506	177	215	24	4:09.656	3:08.513	169	33.756	198	27.387	176	
7	1:33.899	33.063	172	33.905	201	26.931	177	216	25	1:33.977	33.859	172	33.016	200	27.102	177	214
8	1:32.345	33.314	171	32.486	201	26.545	177	216	26	1:34.048	33.782	171	33.014	200	27.252	177	215
9	1:31.830	33.262	173	32.016	201	26.552	177	215	27	1:33.644	33.776	172	33.004	200	26.864	177	215
10	1:31.668	33.108	173	32.065	201	26.495	177	215	28	1:33.956	33.934	172	32.915	201	27.107	177	215
11	1:31.917	33.186	172	32.105	201	26.626	176	215	29	1:34.414	34.307	166	33.169	201	26.938	177	215
12	1:32.016	33.406	171	32.030	203	26.580	177	214	30	1:33.983	33.843	171	33.113	200	27.027	176	214
13	1:31.907	33.227	172	32.012	202	26.668	177	214	31	1:33.676	33.759	172	32.978	201	26.939	176	214
14	1:32.279	33.349	172	32.288	201	26.642	177	215	32	1:36.807	34.773	171	34.678	198	27.356	175	216
15	1:32.055	33.361	172	32.028	202	26.666	177	216	33	1:33.956	33.778	172	33.144	200	27.034	176	214
16	1:32.126	33.315	173	32.083	202	26.728	177	216	34	1:33.962	33.734	172	33.012	200	27.216	176	214
17	1:32.568	33.637	173	32.212	202	26.719	177	214	35	1:33.766	33.881	172	32.923	201	26.962	177	214
18	1:32.123	33.267	172	32.142	202	26.714	176	216									

21 Janits, AUT / Severs, NLD									theoretical besttime: 1:32.155								
1	9:10.000					9:10.000			12	3:58.593	2:58.885	172	32.790	205	26.918	178	
2	2:52.564	1:34.918	114	43.898	145	33.748	141		13	1:32.609	33.636	170	32.259	205	26.714	178	219
3	1:50.027	40.843	143	40.825	161	28.359	176	155	14	1:32.761	33.668	172	32.319	205	26.774	178	219
4	1:34.591	34.391	171	33.091	204	27.109	177	218	15	1:33.669	33.377	172	33.210	204	27.082	178	219
5	1:33.424	33.793	171	32.762	202	26.869	177	218	16	1:33.012	33.837	172	32.433	204	26.742	178	220



ADAC GT4 Germany

Sector List Test Session 7

Provisional

Motorsportarena Oschersleben, Length: 3667m

Air temperature: N/A°C

Track temperature: N/A°C

Weather condition: Dry

DMSB Reg. Nr.:

Tuesday, April 9, 2019 10:10:00

Lap	Time	SE1	SP1	SE2	SP2	SE3	SP3	TSP	Lap	Time	SE1	SP1	SE2	SP2	SE3	SP3	TSP
14	1:33.639	33.976	172	32.682	204	26.981	178	218	33	1:33.685	33.930	171	32.784	204	26.971	177	218
15	1:33.499	33.917	172	32.687	204	26.895	178	218	34	1:33.841	33.918	172	32.691	205	27.232	176	218
16	1:34.906	33.941	172	32.614	206	28.351	177	218	35	1:33.979	34.098	169	32.719	205	27.162	177	217
17	1:48.823	34.069	172	32.597	205	42.157	59	217	36	1:34.428	34.084	170	33.053	203	27.291	178	217
18	2:51.763	1:51.955	169	32.946	204	26.862	177		37	1:33.816	33.934	172	32.772	205	27.110	177	218
19	1:33.363	33.843	172	32.659	204	26.861	177	217									