



# ADAC GT4 Germany

## Sector List Test Session 6

Provisional

Motorsportarena Oschersleben, Length: 3667m

Air temperature: N/A°C

Track temperature: N/A°C

Weather condition: Dry

**DMSB** Reg. Nr.:

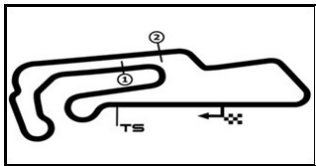
Tuesday, April 9, 2019 8:00:00

Lap	Time	SE1	SP1	SE2	SP2	SE3	SP3	TSP	Lap	Time	SE1	SP1	SE2	SP2	SE3	SP3	TSP
<b>2 Schrey, DEU / Jäger, AUT</b>									<b>theoretical besttime: 1:31.869</b>								
1	2:56.857	1:38.047	135	43.559	117	35.251	172		10	1:37.750	35.946	163	34.106	196	27.698	178	193
2	1:41.992	37.589	162	35.489	195	28.914	175	198	11	1:32.307	33.542	172	32.099	203	26.666	176	216
3	1:36.144	35.007	171	33.583	201	27.554	177	215	12	1:32.007	33.440	173	<b>32.019</b>	<b>203</b>	26.548	177	216
4	1:36.491	34.625	172	33.111	204	28.755	176	216	13	<b>1:31.897</b>	<b>33.323</b>	<b>172</b>	32.047	<b>202</b>	<b>26.527</b>	<b>177</b>	215
5	1:34.076	34.180	172	32.770	<b>204</b>	27.126	177	216	14	1:53.618	36.717	167	34.850	169	42.051	58	201
6	1:46.400	34.259	170	33.367	202	38.774	57	<b>218</b>	15	7:32.299	6:09.649	119	36.928	198	45.722	58	
7	5:34.385	4:16.314	137	43.734	102	34.337	148		16	3:06.053	1:50.638	115	37.376	198	38.039	60	
8	1:53.539	43.394	121	37.914	178	32.231	169	114	17	3:20.298	1:50.315	100	42.550	141	47.433	58	
9	1:40.151	36.335	165	34.152	193	29.664	165	200									

Lap	Time	SE1	SP1	SE2	SP2	SE3	SP3	TSP	Lap	Time	SE1	SP1	SE2	SP2	SE3	SP3	TSP
<b>3 Hürtgen, DEU / Fischer, AUT</b>									<b>theoretical besttime: 1:32.190</b>								
1	2:37.784	1:21.125	117	43.440	163	33.219	165		13	1:50.811	40.614	125	39.845	149	30.352	172	178
2	1:48.977	39.320	159	38.969	153	30.688	173	183	14	1:38.373	36.054	167	34.571	198	27.748	176	207
3	1:37.529	35.229	169	34.036	201	28.264	175	213	15	1:34.225	34.069	171	32.905	200	27.251	177	215
4	1:34.176	34.019	169	32.816	202	27.341	176	214	16	1:32.755	33.526	172	32.359	202	26.870	177	216
5	1:34.063	34.032	171	32.628	202	27.403	173	217	17	1:32.496	33.428	172	32.380	201	26.688	177	216
6	1:33.586	33.803	172	32.712	201	27.071	<b>177</b>	215	18	<b>1:32.286</b>	<b>33.313</b>	<b>172</b>	<b>32.251</b>	<b>202</b>	<b>26.722</b>	<b>177</b>	217
7	1:44.414	33.687	172	32.857	202	37.870	58	216	19	1:32.391	33.388	172	32.377	<b>202</b>	<b>26.626</b>	<b>177</b>	216
8	5:23.348	4:14.866	166	37.665	86	30.817	175		20	1:32.727	33.427	171	32.425	203	26.875	176	216
9	1:33.360	33.696	172	32.679	201	26.985	177	215	21	1:32.594	33.465	171	32.406	202	26.723	177	216
10	1:33.265	33.615	<b>173</b>	32.630	<b>203</b>	27.020	177	217	22	1:32.670	33.465	173	32.417	203	26.788	177	217
11	1:47.146	34.242	170	34.410	200	38.494	53	<b>218</b>	23	1:48.752	33.903	172	35.107	196	39.742	55	218
12	7:34.313	6:15.545	137	44.299	162	34.469	167										

Lap	Time	SE1	SP1	SE2	SP2	SE3	SP3	TSP	Lap	Time	SE1	SP1	SE2	SP2	SE3	SP3	TSP
<b>4 Trefz, DEU / Haber, AUS</b>									<b>theoretical besttime: 1:32.458</b>								
1	3:28.822	2:12.357	115	44.630	118	31.835	167		16	1:47.658	34.382	169	33.423	203	39.853	58	214
2	1:44.298	36.380	167	34.632	200	33.286	173	203	17	3:02.162	1:57.233	169	37.063	172	27.866	173	
3	1:35.634	34.470	170	33.347	200	27.817	172	215	18	1:34.164	34.034	169	32.820	203	27.310	175	216
4	1:34.600	34.146	169	33.147	201	27.307	174	215	19	1:33.509	33.805	170	32.659	204	27.045	175	217
5	1:34.354	33.998	169	33.202	202	27.154	174	216	20	1:46.653	<b>33.539</b>	<b>170</b>	32.681	203	40.433	172	<b>217</b>
6	1:33.496	33.794	169	32.811	203	26.891	174	216	21	1:46.301	34.737	170	34.374	204	37.190	58	214
7	1:43.041	35.031	148	39.540	157	28.470	175	216	22	6:45.849	5:35.397	153	39.584	182	30.868	169	
8	1:44.417	34.057	170	32.755	202	37.605	52	217	23	1:38.838	37.435	167	34.129	202	27.274	174	175
9	4:06.253	3:05.222	166	33.581	201	27.450	172		24	2:47.339	1:17.487	122	44.218	154	45.634	58	216
10	1:34.588	34.207	169	33.195	202	27.186	173	215	25	2:25.465	1:23.150	165	34.073	201	28.242	173	
11	1:35.013	34.836	168	33.065	202	27.112	175	216	26	1:33.155	34.236	170	<b>32.298</b>	<b>204</b>	<b>26.621</b>	<b>174</b>	212
12	1:34.184	34.082	170	32.927	202	27.175	173	216	27	1:32.844	33.732	169	32.329	205	26.783	174	217
13	1:33.943	34.098	169	32.817	203	27.028	174	215	28	1:33.109	33.725	168	32.632	203	26.752	173	215
14	1:33.896	33.947	169	32.876	203	27.073	174	216	29	<b>1:32.839</b>	33.709	168	32.442	203	26.688	174	216
15	1:34.187	33.849	169	33.045	200	27.293	173	216	30	1:49.794	33.733	170	33.137	174	42.924	58	217

Lap	Time	SE1	SP1	SE2	SP2	SE3	SP3	TSP	Lap	Time	SE1	SP1	SE2	SP2	SE3	SP3	TSP
<b>5 Stalidzane, DEU / Rindlisbacher, CHE</b>									<b>theoretical besttime: 1:32.156</b>								
1	4:01.243	2:48.981	132	40.220	175	32.042	171		16	3:21.380	2:19.226	170	34.239	201	27.915	177	
2	1:49.338	40.872	104	37.629	198	30.837	172	168	17	1:35.472	34.184	172	33.458	202	27.830	177	216
3	1:46.466	40.751	169	35.993	172	29.722	175	213	18	1:34.212	33.831	172	33.107	203	27.274	179	216
4	1:44.183	36.218	171	34.757	202	33.208	176	203	19	1:33.655	33.849	172	32.791	204	27.015	178	217
5	1:36.822	35.024	171	33.909	202	27.889	177	214	20	1:33.366	33.817	172	32.652	204	26.897	178	218
6	1:51.590	34.506	172	33.526	203	43.558	48	215	21	1:33.236	33.562	173	32.646	204	27.028	179	217
7	3:59.298	2:54.652	169	35.682	197	28.964	176		22	1:33.146	33.401	173	32.712	204	27.033	177	217
8	1:49.160	36.033	171	34.584	200	38.543	65	195	23	1:32.803	33.313	174	32.599	203	26.891	177	217
9	5:54.458	4:41.098	128	41.854	117	31.506	172		24	1:53.046	34.008	173	38.138	141	40.900	51	217
10	1:36.796	35.350	171	33.866	202	27.580	177	207	25	4:32.886	3:32.689	171	33.018	202	27.179	179	
11	1:34.423	34.640	172	32.701	<b>204</b>	27.082	178	217	26	1:32.981	33.396	173	32.719	203	26.866	178	217
12	1:33.080	33.522	173	32.708	204	26.850	179	219	27	<b>1:32.168</b>	33.194	173	<b>32.354</b>	<b>204</b>	<b>26.620</b>	<b>179</b>	218
13	1:40.605	37.926	128	35.174	203	27.505	177	<b>219</b>	28	1:32.672	33.512	173	32.384	203	26.776	179	217
14	1:32.910	33.441	172	32.645	203	26.824	178	216	29	1:43.082	<b>33.182</b>	<b>173</b>	32.647	203	37.253	53	218
15	1:44.577	33.794	172	33.108	202	37.675	56	217									



# ADAC GT4 Germany

## Sector List Test Session 6

Provisional

Motorsportarena Oschersleben, Length: 3667m

Air temperature: N/A°C

Track temperature: N/A°C

Weather condition: Dry

**DMSB** Reg. Nr.:

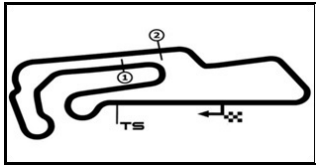
Tuesday, April 9, 2019 8:00:00

Lap	Time	SE1	SP1	SE2	SP2	SE3	SP3	TSP	Lap	Time	SE1	SP1	SE2	SP2	SE3	SP3	TSP
<b>6 Beckhusen, DEU / Wechselberger, DEU</b>									<b>theoretical besttime: 1:32.881</b>								
1	3:44.187	2:28.183	101	43.867	163	32.137	169		15	1:33.466	33.662	173	32.946	203	26.858	177	217
2	1:45.030	38.245	165	37.212	195	29.573	174	196	16	1:33.732	33.505	173	33.030	204	27.197	176	218
3	1:39.919	35.897	168	35.552	197	28.470	175	215	17	1:34.365	33.682	174	33.050	204	27.633	177	218
4	1:36.413	34.689	171	34.125	200	27.599	175	216	18	<b>1:33.085</b>	33.354	172	<b>32.773</b>	<b>203</b>	26.958	177	218
5	1:47.633	34.753	170	33.698	201	39.182	58	216	19	1:48.468	33.442	173	36.496	197	38.530	52	217
6	4:24.155	3:11.633	161	40.612	170	31.910	170		20	4:00.670	2:59.262	169	33.758	203	27.650	177	
7	1:44.861	38.691	165	37.252	194	28.918	175	188	21	1:34.736	33.847	172	33.150	202	27.739	177	217
8	1:36.361	34.476	171	33.743	201	28.142	177	216	22	1:34.802	34.003	173	33.588	202	27.211	177	217
9	1:33.891	33.647	172	33.143	203	27.101	178	217	23	1:33.633	33.641	172	33.108	203	26.884	177	217
10	1:33.114	<b>33.327</b>	172	32.941	204	26.846	177	<b>218</b>	24	1:33.347	33.609	173	32.957	204	<b>26.781</b>	<b>179</b>	217
11	1:54.822	36.225	167	35.271	198	43.326	60	217	25	2:15.141	39.075	119	44.896	136	51.170	52	172
12	4:20.804	3:18.973	153	34.275	200	27.556	175		26	5:47.388	4:46.381	168	33.499	203	27.508	175	
13	1:34.740	34.003	171	33.475	201	27.262	177	215	27	1:35.694	35.550	167	33.352	202	26.792	178	197
14	1:34.163	33.753	171	33.138	202	27.272	177	216	28	1:33.181	33.489	173	32.789	203	26.903	178	218

<b>7 Zug, GER / Piana, ITA</b>									<b>theoretical besttime: 1:34.420</b>								
1	2:33.854	1:14.511	103	44.900	164	34.443	155		17	1:36.019	34.596	169	33.567	199	27.856	174	212
2	1:46.031	39.797	160	36.306	193	29.928	169	171	18	1:45.296	34.657	169	33.435	200	37.204	54	<b>213</b>
3	1:38.142	36.353	164	33.909	197	27.880	171	208	19	4:18.622	3:16.160	166	33.399	198	29.063	173	
4	1:37.963	34.933	167	34.070	198	28.960	172	212	20	1:35.000	34.515	167	33.085	199	27.400	173	213
5	1:36.299	35.044	168	33.412	197	27.843	169	211	21	<b>1:34.563</b>	34.214	169	<b>32.957</b>	<b>198</b>	27.392	173	212
6	1:36.379	35.513	<b>169</b>	33.262	199	27.604	171	210	22	1:34.635	34.289	168	33.051	199	<b>27.295</b>	<b>174</b>	212
7	1:35.639	34.645	166	33.289	197	27.705	173	211	23	1:43.600	34.233	169	33.495	197	35.872	55	213
8	1:47.977	35.760	166	33.564	198	38.653	58	178	24	4:32.721	3:23.870	164	34.217	197	34.634	171	
9	3:23.960	2:22.026	164	33.714	198	28.220	172		25	2:14.379	39.661	128	45.087	143	49.631	58	181
10	1:35.112	34.437	169	33.115	198	27.560	171	212	26	1:55.069	53.155	166	34.154	194	27.760	172	
11	1:35.057	34.493	169	33.120	198	27.444	172	210	27	1:35.236	34.391	168	33.186	197	27.659	170	211
12	1:34.614	<b>34.168</b>	168	33.048	198	27.398	171	212	28	1:35.073	34.410	169	33.259	197	27.404	173	210
13	1:34.897	34.339	168	33.130	198	27.428	173	212	29	1:34.819	34.228	169	33.130	197	27.461	173	213
14	1:35.044	34.284	168	33.326	197	27.434	171	213	30	1:36.375	35.315	169	33.383	195	27.677	172	206
15	1:46.045	34.669	169	33.577	197	37.799	58	210	31	1:56.255	35.619	169	34.969	187	45.667	58	212
16	3:11.034	2:09.320	161	33.981	<b>200</b>	27.733	173										

<b>11 Springob, DEU / Mayer, DEU</b>									<b>theoretical besttime:</b>								
1	3:17.157			2:35.716	88	41.441	114		17	1:37.968			203	28.440	176	211	
2	2:03.862				163	32.455	166	124	18	1:39.364			205	27.838	177	216	
3	1:50.643				117	30.606	175	172	19	1:36.411			203	27.647	177	216	
4	1:36.863				<b>206</b>	28.014	178	215	20	1:36.781			203	27.870	177	208	
5	1:50.071				184	31.224	160	169	21	1:35.830			204	27.509	175	218	
6	1:47.863				131	35.097	174	185	22	1:36.157			204	27.741	176	215	
7	1:45.839				176	31.955	139	171	23	1:37.063			206	27.640	177	217	
8	2:17.091				123	50.130	58	147	24	1:34.857			206	27.478	177	210	
9	3:42.817				167	28.251	176		25	1:35.085			206	27.568	177	215	
10	1:35.852				206	28.041	177	219	26	1:52.549			148	38.668	57		
11	1:35.981				205	27.936	177	218	27	4:06.653			111	40.838	176		
12	1:40.376				168	28.330	177	218	28	1:43.408			206	27.384	178	218	
13	1:36.225				205	27.553	<b>178</b>	218	29	1:35.575			206	27.729	173	202	
14	1:34.838				206	27.358	178	219	30	1:36.795			203	29.084	178	197	
15	1:53.408				171	44.886	58	219	31	<b>1:33.975</b>			206	<b>27.124</b>	<b>176</b>	<b>220</b>	
16	3:50.078				205	27.917	175										

<b>14 Grostollen, DEU / Braun, DEU / Braun, DEU</b>									<b>theoretical besttime: 1:34.031</b>								
1	5:50.439	4:34.692	151	42.536	155	33.211	168		16	1:46.374	34.541	172	33.291	200	38.542	52	215
2	1:45.175	39.885	164	35.965	195	29.325	173	173	17	3:41.206	2:40.392	169	33.258	198	27.556	177	
3	1:40.683	36.823	160	35.145	198	28.715	174	176	18	1:35.476	34.194	170	33.162	200	28.120	175	216
4	1:38.835	36.015	168	34.304	198	28.516	175	202	19	1:41.068	34.197	169	35.553	201	31.318	177	215
5	1:52.915	35.819	167	34.381	197	42.715	47	208	20	1:40.200	38.514	155	33.992	199	27.694	175	215
6	4:55.390	3:47.353	162	38.060	186	29.977	174		21	1:34.858	34.390	171	33.139	200	27.329	177	215
7	1:36.810	35.537	167	33.760	199	27.513	175	211	22	1:37.212	34.677	170	35.130	200	27.405	177	<b>216</b>
8	1:35.369	34.874	171	33.292	199	27.203	177	212	23	1:34.566	34.218	171	33.119	199	27.229	177	214
9	1:35.189	<b>34.045</b>	171	33.225	199	27.919	176	216	24	1:35.504	34.144	168	34.048	200	27.312	177	215
10	1:34.997	34.270	<b>172</b>	33.174	201	27.553	176	214	25	1:54.708	36.547	155	37.390	155	40.771	53	215



# ADAC GT4 Germany

## Sector List Test Session 6

Provisional

Motorsportarena Oschersleben, Length: 3667m

Air temperature: N/A°C

Track temperature: N/A°C

Weather condition: Dry

**DMSB** Reg. Nr.:

Tuesday, April 9, 2019 8:00:00

Lap	Time	SE1	SP1	SE2	SP2	SE3	SP3	TSP	Lap	Time	SE1	SP1	SE2	SP2	SE3	SP3	TSP
11	1:34.854	34.172	171	33.215	198	27.467	<b>177</b>	216	26	3:14.083	2:09.458	169	37.244	200	27.381	176	
12	1:34.227	34.110	171	32.969	<b>201</b>	27.148	177	216	27	1:35.014	34.250	170	33.029	199	27.735	177	216
13	1:34.863	34.508	171	33.012	200	27.343	177	216	28	<b>1:34.124</b>	34.138	170	<b>32.861</b>	<b>200</b>	<b>27.125</b>	<b>177</b>	215
14	1:34.707	34.312	169	32.984	200	27.411	177	216	29	1:34.396	34.111	171	33.058	<b>200</b>	27.227	177	216
15	1:35.629	35.083	170	32.967	200	27.579	177	212	30	1:34.785	34.589	170	32.964	200	27.232	177	216

### 17 Hadergasser, DEU / Still, DEU

theoretical besttime:

1	4:15.412					4:15.412			13	1:40.561				197	29.986	171	213
2	2:24.134			178	32.893	143			14	1:52.756				198	29.704	171	213
3	1:39.035			202	27.664	177	178		15	1:42.367				197	30.132	170	209
4	1:33.251			205	26.996	178	218		16	1:56.953				197	44.081	52	212
5	1:32.850			204	<b>26.869</b>	177	219		17	6:45.818				137	44.428	52	
6	1:32.647			205	26.903	<b>178</b>	218		18	9:19.928				174	48.983	50	
7	<b>1:32.634</b>			<b>206</b>	26.891	176	219		19	2:41.948				198	30.613	171	
8	1:34.583			204	27.221	178	<b>219</b>		20	1:43.162				197	30.145	174	213
9	1:44.462			203	35.983	54	218		21	1:39.909				200	29.147	173	214
10	6:36.412			195	30.365	171			22	1:43.348				200	30.504	173	214
11	1:43.289			200	29.469	170	200		23	1:40.221				199	29.139	173	216
12	1:40.022			200	29.242	171	214										

### 18 Viebahn, DEU / Lappalainen, FIN

theoretical besttime: 1:32.430

1	2:48.647					2:48.647			16	1:41.505	33.573	171	32.516	202	35.416	58	216
2	2:19.334	1:05.420	113	40.631	145	33.283	148		17	6:40.669	5:39.534	169	34.009	201	27.126	177	
3	1:44.228	39.552	148	36.122	155	28.554	176	159	18	1:33.625	33.747	173	32.721	202	27.157	177	216
4	1:34.054	34.290	170	32.765	201	26.999	177	213	19	1:33.631	34.098	171	32.502	203	27.031	178	216
5	1:33.129	33.659	168	32.632	202	26.838	177	215	20	1:33.418	33.545	173	32.757	201	27.116	178	215
6	1:32.795	33.543	172	32.495	203	26.757	177	215	21	1:42.185	33.657	172	32.806	202	35.722	57	<b>216</b>
7	<b>1:32.634</b>	33.505	171	32.477	202	<b>26.652</b>	177	216	22	5:13.993	4:04.214	89	41.200	199	28.579	175	
8	1:32.717	33.598	171	<b>32.317</b>	203	26.802	177	215	23	2:13.110	38.160	132	44.970	135	49.980	54	204
9	1:33.119	<b>33.461</b>	172	32.472	202	27.186	177	215	24	1:55.946	53.670	169	34.349	200	27.927	178	
10	1:41.761	33.741	171	32.504	<b>203</b>	35.516	59	215	25	1:34.799	34.220	170	33.340	200	27.239	175	215
11	4:46.087	3:46.267	171	32.713	202	27.107	177		26	1:35.482	34.406	168	33.656	200	27.420	176	214
12	1:34.348	34.511	172	32.709	202	27.128	177	215	27	1:34.940	34.085	170	33.575	200	27.280	175	214
13	1:33.587	33.659	173	32.616	202	27.312	177	215	28	1:34.948	34.133	170	33.352	201	27.463	176	214
14	1:32.974	33.609	172	32.450	202	26.915	177	215	29	1:34.732	33.959	172	33.373	200	27.400	174	215
15	1:32.977	33.568	<b>173</b>	32.498	203	26.911	178	215									

### 19 Thoma, CHE / Lesoudier, FRA

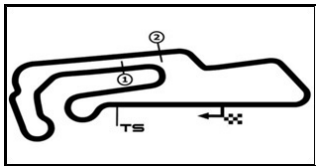
theoretical besttime: 1:31.748

1	1:50.711					1:50.711			13	1:32.056	33.508	174	<b>31.992</b>	<b>205</b>	26.556	180	216
2	2:16.618	1:06.935	146	40.282	188	29.401	175		14	1:42.031	33.459	173	32.785	203	35.787	57	<b>217</b>
3	1:37.165	35.354	171	33.832	195	27.979	<b>180</b>	200	15	4:14.487	3:15.683	172	32.262	203	26.542	178	
4	1:34.652	34.504	172	33.052	204	27.096	175	204	16	1:32.541	33.410	173	32.557	203	26.574	179	216
5	1:32.947	33.704	172	32.587	202	26.656	179	213	17	1:32.282	33.496	173	32.316	202	26.470	179	216
6	1:32.791	33.779	170	32.586	203	<b>26.426</b>	179	216	18	1:32.327	<b>33.330</b>	<b>174</b>	32.372	203	26.625	179	216
7	1:32.467	33.564	172	32.417	202	26.486	179	216	19	1:43.827	34.198	170	33.052	200	36.577	57	216
8	1:42.690	33.337	173	32.729	201	36.624	59	216	20	3:50.758	2:51.564	173	32.360	204	26.834	180	
9	3:33.844	2:34.948	173	32.378	203	26.518	179		21	1:33.610	33.879	170	32.533	204	27.198	177	212
10	<b>1:32.040</b>	33.404	173	32.053	204	26.583	179	216	22	1:32.369	33.578	173	32.290	203	26.501	179	214
11	1:45.020	34.631	170	33.231	203	37.158	53	211	23	1:42.320	33.838	172	32.720	203	35.762	57	216
12	3:44.169	2:43.857	172	33.446	202	26.866	179										

### 21 Janits, AUT / Severs, NLD

theoretical besttime: 1:34.857

1	3:04.437	1:26.696	80	48.880	114	48.861	58		10	1:35.534	34.454	170	33.404	204	27.676	176	<b>218</b>
2	3:10.069	1:53.265	131	43.323	144	33.481	150		11	<b>1:35.015</b>	34.267	170	<b>32.959</b>	<b>205</b>	27.789	176	218
3	1:45.868	39.386	131	37.738	202	28.744	174	151	12	1:35.328	34.314	169	33.283	204	27.731	175	218
4	1:36.938	35.313	169	33.765	205	27.860	176	213	13	1:35.370	<b>34.227</b>	<b>171</b>	33.472	203	<b>27.671</b>	<b>175</b>	218
5	1:36.510	34.897	169	33.601	204	28.012	174	218	14	1:47.124	34.405	169	33.252	204	39.467	61	217
6	1:36.212	34.892	169	33.411	204	27.909	176	217	15	4:11.931	3:10.117	170	33.912	201	27.902	177	
7	1:37.634	34.999	170	34.209	203	28.426	172	217	16	1:36.035	34.554	171	33.480	203	28.001	175	218
8	1:36.293	34.731	169	33.705	203	27.857	177	215	17	1:39.051	34.540	171	33.592	202	30.919	102	218
9	1:36.963	35.056	168	34.162	204	27.745	176	218	18	2:37.066	54.335	88	50.594	122	52.137	57	102



# ADAC GT4 Germany

## Sector List Test Session 6

Provisional

Motorsportarena Oschersleben, Length: 3667m

Air temperature: N/A°C

Track temperature: N/A°C

Weather condition: Dry

**DMSB** Reg. Nr.:

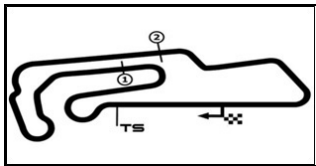
Tuesday, April 9, 2019 8:00:00

Lap	Time	SE1	SP1	SE2	SP2	SE3	SP3	TSP	Lap	Time	SE1	SP1	SE2	SP2	SE3	SP3	TSP
<b>22 Kern, DEU / Kasperlik, DEU</b>									<b>theoretical besttime: 1:33.270</b>								
1	2:17.850	1:01.940	137	43.279	172	32.631	146		10	6:01.252	5:01.260	170	32.798	204	27.194	175	
2	1:47.179	41.000	165	37.078	194	29.101	170	156	11	1:33.764	33.946	170	32.812	204	27.006	176	217
3	1:40.404	35.827	168	35.915	156	28.662	176	207	12	1:33.629	33.906	171	32.676	205	27.047	175	218
4	1:34.694	34.420	171	32.984	205	27.290	177	210	13	1:34.544	34.296	171	33.066	205	27.182	177	216
5	1:34.459	34.263	170	32.760	<b>206</b>	27.436	177	219	14	1:40.213	40.154	169	32.762	206	27.297	177	220
6	1:34.376	34.063	168	32.960	206	27.353	177	<b>220</b>	15	<b>1:33.270</b>	<b>33.794</b>	<b>170</b>	<b>32.495</b>	<b>205</b>	<b>26.981</b>	<b>177</b>	219
7	1:34.273	34.149	170	32.859	205	27.265	176	219	16	1:36.138	33.920	170	33.375	166	28.843	177	219
8	1:33.755	33.896	171	32.709	204	27.150	175	219	17	1:33.885	33.955	169	32.824	205	27.106	177	219
9	1:42.884	34.312	167	33.289	204	35.283	60	217	18	1:43.892	33.866	172	33.048	204	36.978	60	219

Lap	Time	SE1	SP1	SE2	SP2	SE3	SP3	TSP	Lap	Time	SE1	SP1	SE2	SP2	SE3	SP3	TSP
<b>33 Fagg, GBR / Benyahia, MAR</b>									<b>theoretical besttime: 1:33.470</b>								
1	2:52.437	1:40.587	142	40.449	170	31.401	172		16	1:34.730	33.811	170	33.575	200	27.344	175	214
2	1:58.345	37.058	169	38.418	176	42.869	55	190	17	1:35.013	34.675	173	33.067	202	27.271	176	215
3	1:40.591	10:33.488	164	37.001	182	30.102	174		18	1:34.256	33.888	171	33.031	201	27.337	175	216
4	1:39.927	36.465	172	34.670	200	28.792	177	194	19	1:34.056	<b>33.697</b>	<b>169</b>	33.007	202	27.352	175	216
5	1:34.490	34.178	173	32.792	201	27.520	177	215	20	1:34.364	33.989	171	32.965	201	27.410	175	215
6	1:33.940	33.955	172	32.778	201	27.207	176	216	21	1:34.732	34.060	170	33.167	201	27.505	175	215
7	1:34.053	33.962	172	32.903	201	27.188	<b>178</b>	216	22	1:34.335	33.993	171	33.008	199	27.334	175	214
8	1:33.941	33.939	172	32.711	203	27.291	177	216	23	1:43.017	33.972	172	33.123	201	35.922	56	214
9	1:33.923	33.906	172	32.902	202	<b>27.115</b>	177	216	24	3:28.277	2:27.428	168	33.561	201	27.288	177	
10	1:33.916	33.944	172	<b>32.658</b>	<b>203</b>	27.314	177	217	25	1:34.039	33.833	172	32.851	203	27.355	177	216
11	<b>1:33.660</b>	33.762	172	32.712	203	27.186	177	216	26	1:33.993	33.952	171	32.817	203	27.224	177	<b>218</b>
12	1:43.049	34.028	171	33.045	200	35.976	56	218	27	1:35.087	35.006	173	32.851	201	27.230	177	218
13	3:10.667	2:09.463	169	33.451	200	27.753	174		28	1:35.105	33.953	173	33.539	201	27.613	174	218
14	1:35.277	34.257	169	33.084	202	27.936	175	214	29	1:52.529	34.399	174	33.992	201	44.138	57	216
15	1:34.900	34.195	167	33.438	200	27.267	175	216									

Lap	Time	SE1	SP1	SE2	SP2	SE3	SP3	TSP	Lap	Time	SE1	SP1	SE2	SP2	SE3	SP3	TSP
<b>36 Suabo, DEU / Woller, DEU</b>									<b>theoretical besttime: 1:31.952</b>								
1	2:21.796	1:00.907	123	44.767	154	36.122	139		16	1:32.873	33.544	179	32.478	213	26.851	187	227
2	1:50.923	43.422	167	38.160	198	29.341	183	148	17	1:36.988	35.607	174	33.643	213	27.738	184	198
3	1:39.404	36.778	176	34.734	210	27.892	184	191	18	1:46.946	34.085	178	33.258	211	39.603	59	219
4	1:39.099	37.447	175	34.131	210	27.521	185	189	19	5:52.857	4:49.309	177	35.082	180	28.466	182	
5	1:34.727	34.358	179	33.225	213	27.144	183	217	20	1:38.636	34.942	176	35.556	211	28.138	184	217
6	1:33.274	33.968	179	32.720	214	26.586	<b>187</b>	220	21	1:37.824	35.097	177	34.645	210	28.082	183	219
7	1:47.291	34.497	177	32.830	213	39.964	57	215	22	1:39.585	35.954	175	35.222	207	28.409	185	224
8	2:49.548	1:49.218	175	33.340	213	26.990	185		23	1:41.935	35.489	171	37.342	208	29.104	182	209
9	1:33.055	33.794	178	32.672	213	26.589	187	226	24	1:40.456	36.172	177	35.419	206	28.865	185	204
10	1:33.137	34.059	179	32.578	213	<b>26.500</b>	186	207	25	1:40.425	35.634	173	35.979	210	28.812	183	214
11	<b>1:32.186</b>	33.339	180	32.317	215	26.530	186	228	26	2:15.887	43.564	120	44.583	152	47.740	59	146
12	1:32.610	<b>33.327</b>	<b>180</b>	<b>32.125</b>	<b>216</b>	27.158	186	<b>229</b>	27	3:49.712	2:46.732	178	34.707	210	28.273	186	
13	1:46.314	33.655	178	32.573	214	40.086	59	224	28	1:37.679	34.399	178	34.961	208	28.319	176	226
14	3:25.407	2:24.944	176	33.603	213	26.860	185		29	1:40.551	36.679	179	35.364	208	28.508	184	164
15	1:33.335	33.837	179	32.540	213	26.958	185	225	30	1:40.494	36.848	178	35.200	208	28.446	185	198

Lap	Time	SE1	SP1	SE2	SP2	SE3	SP3	TSP	Lap	Time	SE1	SP1	SE2	SP2	SE3	SP3	TSP
<b>59 Martin-Dyr, GBR</b>									<b>theoretical besttime: 1:32.662</b>								
1	2:56.220	1:25.908	70	52.630	108	37.682	130		18	1:33.296	33.581	174	32.655	203	27.060	180	219
2	1:50.221	42.555	167	38.953	196	28.713	178	159	19	1:33.521	33.779	172	32.714	204	27.028	179	219
3	1:34.596	34.428	172	33.019	204	27.149	180	218	20	1:33.953	33.684	174	32.980	203	27.289	180	217
4	1:37.431	33.842	173	33.932	169	29.657	180	219	21	1:33.709	33.614	175	33.208	204	<b>26.887</b>	<b>179</b>	218
5	1:33.337	33.686	172	32.430	<b>206</b>	27.221	180	220	22	1:32.963	33.534	175	32.434	204	26.995	180	218
6	1:33.378	33.737	172	<b>32.353</b>	204	27.288	177		23	1:33.151	33.722	174	32.474	205	26.955	180	218
7	1:33.559	33.539	173	32.565	204	27.455	179	217	24	1:33.578	33.670	175	32.791	203	27.117	180	218
8	1:33.347	33.591	173	32.725	204	27.031	179	218	25	1:33.580	33.673	175	32.808	205	27.099	180	219
9	1:33.094	33.622	173	32.507	203	26.965	179	218	26	1:33.442	33.668	174	32.628	203	27.146	180	218
10	1:33.061	33.503	173	32.494	204	27.064	179	218	27	1:33.338	33.570	176	32.656	204	27.112	179	219
11	1:33.296	33.753	173	32.485	204	27.058	180	219	28	2:04.297	33.556	176	44.519	178	46.222	54	219
12	1:33.452	33.696	173	32.499	204	27.257	179	219	29	5:13.309	4:13.208	172	32.922	203	27.179	181	
13	1:57.067	33.952	173	32.861	203	50.254	52	219	30	1:33.344	33.695	173	32.611	205	27.038	179	219
14	3:33.847	2:33.686	170	32.815	203	27.346	180		31	1:33.161	33.455	175	32.608	204	27.098	182	221
15	1:33.724	33.779	169	32.799	204	27.146	180	219	32	1:33.255	33.697	173	32.590	204	26.968	181	<b>223</b>
16	1:33.135	33.555	173	32.555	205	27.025	180	219	33	1:33.126	33.636	174	32.478	205	27.012	182	220
17	<b>1:32.909</b>	<b>33.422</b>	174	32.497	203	26.990	180	219	34	1:51.854	33.885	174	32.964	203	45.005	57	221



# ADAC GT4 Germany

## Sector List Test Session 6

Provisional

Motorsportarena Oschersleben, Length: 3667m

Air temperature: N/A°C

Track temperature: N/A°C

Weather condition: Dry

**DMSB** Reg. Nr.:

Tuesday, April 9, 2019 8:00:00

Lap	Time	SE1	SP1	SE2	SP2	SE3	SP3	TSP	Lap	Time	SE1	SP1	SE2	SP2	SE3	SP3	TSP
<b>66 Davidovac, DEU / Dziwok, POL</b>									<b>theoretical besttime: 1:35.452</b>								
1	2:40.140	1:25.743	147	42.068	132	32.329	167		18	1:36.454	35.053	167	33.499	200	27.902	172	213
2	1:48.221	39.496	160	37.730	186	30.995	169	171	19	1:35.859	34.685	166	33.402	200	27.772	171	213
3	1:41.744	36.494	163	35.619	196	29.631	170	211	20	1:36.955	34.936	166	33.715	200	28.304	169	213
4	1:41.998	35.784	162	35.823	192	30.391	171	212	21	1:48.508	35.708	165	34.422	200	38.378	52	194
5	1:39.637	35.806	163	34.937	197	28.894	170	210	22	3:51.088	2:48.386	167	34.176	198	28.526	173	
6	1:39.044	35.753	164	34.720	198	28.571	172	205	23	1:37.742	35.068	165	34.566	198	28.108	172	211
7	1:38.323	35.376	166	34.368	198	28.579	172	213	24	1:37.895	34.915	166	34.788	200	28.192	173	211
8	1:38.963	35.323	165	34.611	198	29.029	171	212	25	1:38.085	34.925	164	34.812	179	28.348	172	213
9	1:37.988	35.115	164	34.113	199	28.760	170	213	26	1:37.389	35.394	167	34.133	200	27.862	173	197
10	1:38.247	35.393	165	34.214	200	28.640	170	213	27	1:36.304	34.601	166	33.841	200	27.862	172	214
11	1:37.508	35.127	165	33.961	201	28.420	171	211	28	1:35.878	34.602	166	33.632	200	<b>27.644</b>	<b>172</b>	<b>213</b>
12	1:37.713	35.672	164	33.890	199	28.151	170	211	29	2:11.998	39.258	145	41.760	137	50.980	40	174
13	1:38.815	35.144	166	35.117	201	28.554	171	213	30	2:28.971	1:26.266	167	34.449	199	28.256	173	
14	1:38.603	36.128	166	33.845	198	28.630	169	211	31	1:36.476	35.088	167	33.521	200	27.867	172	214
15	1:36.337	35.066	<b>168</b>	<b>33.325</b>	<b>202</b>	27.946	172	202	32	1:36.973	35.188	167	33.369	201	28.416	172	214
16	1:36.327	<b>34.483</b>	166	33.717	199	28.127	170	214	33	1:38.469	36.433	166	33.918	200	28.118	173	214
17	1:36.300	34.901	165	33.471	200	27.928	172	213	34	<b>1:35.760</b>	34.485	164	33.549	200	27.726	173	<b>215</b>

<b>69 Dörr, DEU / Trebing, USA</b>									<b>theoretical besttime: 1:34.527</b>								
1	2:35.308	1:12.363	108	47.699	147	35.246	144		16	1:35.115	34.273	171	33.343	199	27.499	176	215
2	1:57.095	46.049	164	39.444	198	31.602	173	175	17	1:36.004	34.317	169	33.836	199	27.851	176	216
3	1:41.114	36.280	171	35.693	186	29.141	174	213	18	1:46.276	34.814	171	33.533	200	37.929	47	215
4	1:36.264	34.690	171	33.583	201	27.991	174	215	19	5:16.117	4:04.851	172	33.756	200	37.510	55	
5	1:35.279	34.424	170	33.251	201	27.604	175	215	20	3:14.529	2:13.500	172	33.430	202	27.599	175	
6	1:35.096	34.294	171	33.325	200	27.477	175	215	21	1:35.627	34.274	172	33.700	200	27.653	176	216
7	1:53.398	35.031	169	33.232	201	45.135	57	214	22	1:34.855	34.191	170	33.197	201	27.467	176	215
8	4:01.636	3:00.629	171	33.398	200	27.609	175		23	1:35.108	34.129	171	33.450	200	27.529	176	216
9	1:34.959	34.258	170	33.158	201	27.543	176	215	24	1:55.865	36.867	170	38.386	146	40.612	50	216
10	1:34.945	34.173	171	33.152	200	27.620	174	216	25	3:44.107	2:39.189	146	36.974	201	27.944	176	
11	1:34.764	<b>34.109</b>	170	33.120	202	27.535	175	214	26	1:35.926	34.436	170	33.665	198	27.825	175	216
12	<b>1:34.741</b>	34.323	172	<b>33.014</b>	201	<b>27.404</b>	<b>176</b>	215	27	1:35.494	34.495	171	33.315	201	27.684	175	216
13	1:46.327	34.934	171	33.800	200	37.593	53	215	28	1:35.380	34.228	171	33.223	202	27.929	176	<b>217</b>
14	3:38.047	2:35.965	168	34.375	200	27.707	176		29	1:35.491	34.302	170	33.519	200	27.670	176	217
15	1:35.497	34.432	172	33.430	201	27.635	175	214									

<b>77 Heinemann, DEU / Wankmüller, DEU</b>									<b>theoretical besttime: 1:32.757</b>								
1	2:38.512	1:24.975	153	41.528	158	32.009	171		12	1:52.125	<b>33.409</b>	<b>171</b>	32.591	203	46.125	56	217
2	1:46.380	39.160	160	37.436	169	29.784	173	159	13	3:56.077	2:54.832	168	33.810	204	27.435	175	
3	1:40.809	36.016	169	34.897	204	29.896	174	206	14	1:34.481	34.315	170	33.002	204	27.164	175	218
4	1:35.958	34.743	170	33.432	204	27.783	173	214	15	1:34.141	33.803	170	32.765	204	27.573	175	218
5	1:34.923	34.187	170	33.005	<b>205</b>	27.731	174	216	16	1:33.603	33.767	170	32.763	205	27.073	175	218
6	1:34.306	34.285	171	32.783	204	27.238	176	208	17	1:39.471	37.398	169	33.461	144	28.612	176	218
7	1:33.873	33.680	170	32.807	204	27.386	174	<b>219</b>	18	1:33.896	33.963	170	32.844	204	27.089	177	217
8	1:33.709	33.919	170	32.670	203	27.120	175	216	19	1:34.216	34.222	166	32.851	205	27.143	176	218
9	1:33.194	33.636	171	32.581	204	26.977	176	217	20	1:33.609	34.046	171	32.544	205	27.019	176	218
10	1:32.969	33.595	170	32.446	204	26.928	175	218	21	2:00.229	33.566	171	48.003	167	38.660	59	218
11	<b>1:32.955</b>	33.607	171	<b>32.424</b>	204	<b>26.924</b>	174	217									

<b>94 von der Laden, DEU / Valente, CHE</b>									<b>theoretical besttime: 1:32.986</b>								
1	2:55.002	1:40.037	142	42.699	153	32.266	173		10	1:33.802	33.874	175	32.672	203	27.256	179	219
2	1:40.976	36.633	170	36.020	199	28.323	176	187	11	1:33.594	33.892	172	32.727	204	26.975	179	219
3	1:35.792	34.653	172	33.200	203	27.939	178	216	12	1:33.359	33.629	175	32.756	203	26.974	177	218
4	1:58.700	34.341	167	33.715	197	50.644	59	219	13	<b>1:32.986</b>	<b>33.570</b>	<b>175</b>	<b>32.631</b>	<b>204</b>	<b>26.785</b>	<b>179</b>	218
5	9:37.325	8:35.370	170	34.424	202	27.531	178		14	1:33.316	33.592	173	32.749	204	26.975	178	<b>220</b>
6	1:34.195	34.069	168	32.833	203	27.293	178	218	15	1:42.916	33.641	175	33.059	205	36.216	62	219
7	1:34.168	34.213	172	32.873	203	27.082	178	219	16	3:17.170	2:14.322	171	35.029	179	27.819	178	
8	1:34.233	34.021	173	32.773	204	27.439	178	219	17	2:44.339	39.377	77	1:01.832	77	1:03.130	44	219
9	1:33.916	33.938	173	32.839	204	27.139	177	219									





# ADAC GT4 Germany

## Sector List Test Session 6

Provisional

Motorsportarena Oschersleben, Length: 3667m

Air temperature: N/A°C

Track temperature: N/A°C

Weather condition: Dry

**DMSB** Reg. Nr.:

Tuesday, April 9, 2019 8:00:00

Lap	Time	SE1	SP1	SE2	SP2	SE3	SP3	TSP	Lap	Time	SE1	SP1	SE2	SP2	SE3	SP3	TSP
<b>99</b> Owega, DEU / Owega, DEU									<b>theoretical besttime: 1:32.392</b>								
1	2:20.136	1:03.849	129	43.000	160	33.287	156		15	5:51.076	4:43.684	139	37.961	158	29.431	157	
2	1:46.034	40.096	165	36.857	189	29.081	175	159	16	1:36.012	35.907	166	33.387	200	26.718	179	183
3	1:38.165	35.276	167	34.847	199	28.042	178	209	17	1:33.282	33.810	170	32.303	205	27.169	177	218
4	1:35.216	34.420	173	33.026	205	27.770	178	218	18	<b>1:32.548</b>				205	<b>26.563</b>	<b>178</b>	217
5	1:34.236	34.193	172	32.860	205	27.183	180	211	19	1:34.800				186	27.447	179	218
6	1:34.405				205	27.245	179	219	20	1:42.084				204	34.859	59	218
7	1:33.865	33.970	170	32.786	206	27.109	178	218	21	6:03.784	4:54.063	158	39.322	189	30.399	173	
8	1:41.779	33.995	171	32.963	205	34.821	59	218	22	2:11.224	42.746	120	43.963	157	44.515	58	179
9	7:18.100	6:14.859	168	35.269	171	27.972	178		23	1:56.121	53.950	158	34.775	201	27.396	177	
10	1:39.086	34.180	172	35.238	130	29.668	178	216	24	1:33.636				206	27.527	180	218
11	1:35.903				205	27.961	175	217	25	1:32.808	33.610	171	32.340	206	26.858	175	219
12	1:33.851	34.081	<b>173</b>	32.796	205	26.974	177	215	26	1:32.892	<b>33.568</b>	<b>172</b>	<b>32.261</b>	<b>207</b>	27.063	178	<b>219</b>
13	1:33.372				205	26.839	179	218	27	1:36.138	33.837	169	32.723	206	29.578	180	218
14	1:42.368	33.911	171	32.799	205	35.658	58	218	28	1:32.686				206	26.731	179	219