

ADAC GT4 Germany

Sector List Test Session 3

Provisional

Motorsportarena Oschersleben, Length: 3667m

Air temperature: N/A°C

Track temperature: N/A°C

Weather condition: Dry

DMSB Reg. Nr.:

Monday, April 8, 2019 11:00:00

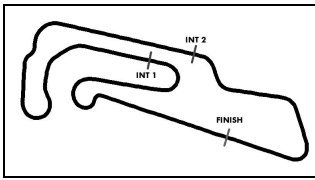
Lap	Time	SE1	SP1	SE2	SP2	SE3	SP3	TSP	Lap	Time	SE1	SP1	SE2	SP2	SE3	SP3	TSP
2	Schrey, DEU / Jäger, AUT									theoretical besttime: 1:32.330							
1	2:10.147	58.505	135	41.139	176	30.503	174		8	1:34.324	33.506	172	32.275	199	28.543	176	220
2	1:36.603	35.249	169	33.910	195	27.444	177	216	9	1:52.738	33.856	171	32.217	198	46.665	57	219
3	1:34.063	34.029	171	32.967	197	27.067	177	220	10	3:27.007	2:24.959	168	33.508	196	28.540	161	
4	1:54.990	33.997	171	32.938	197	48.055	58	220	11	1:38.347	36.397	165	34.521	194	27.429	177	213
5	4:39.548	3:26.659	162	41.227	135	31.662	169		12	1:34.760	34.259	170	33.119	198	27.382	177	221
6	1:37.317	35.363	167	34.946	187	27.008	177	203	13	1:33.940	33.911	170	32.916	198	27.113	177	221
7	1:32.549	33.541	171	32.401	198	26.607	177	220	14	1:55.267	35.429	170	34.584	195	45.254	58	221

Lap	Time	SE1	SP1	SE2	SP2	SE3	SP3	TSP	Lap	Time	SE1	SP1	SE2	SP2	SE3	SP3	TSP
4	Trefz, DEU / Haber, AUS									theoretical besttime: 1:33.589							
1	2:37.094	1:29.539	105	38.442	165	29.113	170		15	1:35.057	34.590	164	33.137	196	27.330	171	217
2	1:35.258	34.376	166	32.941	197	27.941	174	215	16	1:49.902	34.236	165	33.698	190	41.968	57	217
3	1:34.629	34.211	166	32.734	198	27.684	173	220	17	5:34.582	4:28.228	165	37.830	125	28.524	171	
4	1:48.058	45.013	88	36.003	197	27.042	173	173	18	1:51.175	34.194	166	33.160	196	43.821	50	216
5	1:34.280	33.813	166	32.875	197	27.592	173	219	19	7:41.270	6:36.808	111	35.847	158	28.615	171	
6	1:37.396	35.016	167	34.516	196	27.864	173	197	20	1:34.510	34.306	163	32.992	198	27.212	173	217
7	1:35.434	33.929	166	34.041	198	27.464	172	218	21	1:34.731	33.944	167	33.532	196	27.255	171	219
8	1:55.416	34.221	167	33.856	195	47.339	56	219	22	1:34.337	33.954	167	32.903	196	27.480	171	218
9	3:41.131	2:39.785	163	33.659	196	27.687	170		23	1:34.410	34.071	166	33.026	195	27.313	173	217
10	1:37.044	34.518	166	34.113	193	28.413	170	216	24	1:34.023	33.859	166	32.985	196	27.179	173	219
11	1:35.301	34.501	166	33.389	195	27.411	171	217	25	1:44.289	33.965	166	32.917	197	37.407	57	219
12	1:34.824	34.146	165	33.411	193	27.267	171	217	26	2:54.981	1:54.161	164	33.414	196	27.406	172	
13	1:35.801	34.970	164	33.446	194	27.385	171	217	27	1:35.288	34.440	166	33.372	197	27.476	173	218
14	1:34.905	34.389	165	33.092	196	27.424	170	216	28	1:35.511	34.748	166	33.256	197	27.507	172	219

Lap	Time	SE1	SP1	SE2	SP2	SE3	SP3	TSP	Lap	Time	SE1	SP1	SE2	SP2	SE3	SP3	TSP
5	Stalidzane, DEU / Rindlisbacher, CHE									theoretical besttime: 1:33.757							
1	2:29.161	1:23.181	150	36.935	191	29.045	173		16	1:45.339	34.118	168	33.389	194	37.832	57	217
2	1:35.819	34.439	167	33.685	193	27.695	175	216	17	5:45.037	4:40.626	165	35.886	191	28.525	174	
3	1:34.936	34.274	168	33.291	196	27.371	175	217	18	2:07.449	36.716	143	41.292	162	49.441	49	215
4	1:39.019	37.373	166	33.930	195	27.716	175	212	19	5:44.698	4:41.022	165	34.454	191	29.222	158	
5	1:34.972	34.231	169	33.274	195	27.467	176	217	20	1:40.013	36.902	167	34.616	193	28.495	174	184
6	1:34.210	33.981	169	33.119	195	27.110	175	218	21	1:37.666	35.453	168	34.212	193	28.001	175	209
7	1:42.157	33.792	169	32.855	195	35.510	151	218	22	1:36.122	34.389	169	34.071	193	27.662	175	217
8	1:55.615	38.808	164	35.412	183	41.395	51	167	23	1:35.852	34.410	168	33.779	194	27.663	176	218
9	4:16.110	3:12.647	161	34.241	192	29.222	165		24	1:35.432	34.217	169	33.614	194	27.601	176	217
10	1:35.402	34.409	168	33.483	193	27.510	175	211	25	1:35.489	34.352	169	33.650	195	27.487	175	217
11	1:34.872	34.048	168	33.420	193	27.404	173	216	26	1:35.071	34.263	168	33.360	195	27.448	177	218
12	1:34.678	34.116	168	33.198	193	27.364	174	216	27	1:35.269	34.548	169	33.440	195	27.281	176	220
13	1:34.428	33.969	168	33.024	193	27.435	175	216	28	1:42.682	34.526	169	33.094	196	35.062	174	219
14	1:34.394	34.093	169	33.011	194	27.290	174	217	29	1:37.552	35.664	168	33.704	195	28.184	175	216
15	1:34.379	33.869	169	33.139	194	27.371	175	217	30	1:49.286	34.512	168	33.523	194	41.251	46	217

Lap	Time	SE1	SP1	SE2	SP2	SE3	SP3	TSP	Lap	Time	SE1	SP1	SE2	SP2	SE3	SP3	TSP
6	Beckhusen, DEU / Wechselberger, DEU									theoretical besttime: 1:34.464							
1	2:16.212	1:12.046	163	35.807	191	28.359	174		13	1:36.134	34.446	168	33.785	194	27.903	175	219
2	1:38.798	34.920	167	35.948	193	27.930	175	215	14	1:34.933	34.117	168	33.113	195	27.703	173	218
3	1:35.211	34.258	167	33.153	194	27.800	175	219	15	1:54.349	34.319	167	33.755	194	46.275	47	218
4	1:34.907	33.961	166	33.506	194	27.440	176	217	16	5:28.196	4:22.899	161	36.303	189	28.994	173	
5	1:35.253	34.487	166	33.178	195	27.588	175	219	17	1:39.678	35.311	166	35.155	192	29.212	174	216
6	1:34.603	34.035	168	33.140	195	27.428	174	217	18	2:11.036	37.325	147	40.496	138	53.215	46	207
7	1:35.234	34.174	168	33.296	195	27.764	175	218	19	6:33.513	5:29.178	163	35.410	191	28.925	173	
8	1:35.662	34.443	168	33.184	194	28.035	174	217	20	1:38.759	35.302	166	35.095	192	28.362	173	215
9	1:47.471	34.383	167	34.010	192	39.078	46	217	21	1:36.379	34.572	168	34.046	193	27.761	175	216
10	5:12.802	4:10.908	167	33.569	193	28.325	173		22	1:34.882	34.052	169	33.440	196	27.390	175	218
11	1:37.200	35.380	166	33.779	192	28.041	174	216	23	1:35.386	34.110	169	33.748	194	27.528	175	217
12	1:35.646	34.244	168	33.410	194	27.992	174	217	24	2:17.055	34.019	169	54.942	144	48.094	50	218

Lap	Time	SE1	SP1	SE2	SP2	SE3	SP3	TSP	Lap	Time	SE1	SP1	SE2	SP2	SE3	SP3	TSP
7	Zug, GER / Piana, ITA									theoretical besttime: 1:32.543							
1	2:11.221	1:03.433	141	37.113	179	30.675	171		17	1:32.785	33.454	169	32.448	196	26.883	173	217
2	1:41.724	36.009	165	35.205	126	30.510	170	205	18	1:32.945	33.572	169	32.358	194	27.015	173	216
3	1:36.056	34.691	165	33.570	192	27.795	173	213	19	1:41.907	34.016	169	32.498	195	35.393	59	217
4	1:35.335	34.388	166	33.332	193	27.615	172	215	20	9:27.468	8:24.419	164	33.139	192	29.910	176	
5	1:37.118	35.603	166	33.813	194	27.702	172	213	21	1:33.683	33.733	168	32.445	195	27.505	174	217



ADAC GT4 Germany

Sector List Test Session 3

Provisional

DMSB Reg. Nr.:

Motorsportarena Oschersleben, Length: 3667m

Air temperature: N/A°C

Track temperature: N/A°C

Weather condition: Dry

Monday, April 8, 2019 11:00:00

Lap	Time	SE1	SP1	SE2	SP2	SE3	SP3	TSP	Lap	Time	SE1	SP1	SE2	SP2	SE3	SP3	TSP
6	1:35.376	34.473	167	33.352	194	27.551	173	216	22	1:36.046	34.038	167	32.718	194	29.290	175	216
7	1:35.562	34.383	169	33.266	193	27.913	173	216	23	1:35.285	35.482	167	32.630	193	27.173	175	217
8	1:35.232	34.333	167	33.349	193	27.550	172	218	24	1:33.418	33.742	169	32.505	194	27.171	175	218
9	1:35.428	34.266	167	33.312	194	27.850	173	216	25	1:34.246	33.795	170	32.744	195	27.707	176	218
10	1:36.190	34.376	166	33.266	193	28.548	171	216	26	1:33.479	33.660	170	32.694	194	27.125	175	218
11	1:36.785	35.330	168	33.519	193	27.936	172	189	27	1:33.619	33.744	169	32.707	193	27.168	174	218
12	1:44.435	34.651	168	33.425	192	36.359	60	215	28	1:33.474	33.682	170	32.634	194	27.158	175	217
13	4:56.691	3:48.647	140	37.836	143	30.208	171		29	1:33.739	33.724	169	32.616	196	27.399	174	218
14	1:37.760	34.319	168	32.845	146	30.596	173	212	30	1:33.649	33.641	170	32.813	194	27.195	175	218
15	1:32.875	33.703	168	32.359	195	26.813	175	215	31	2:01.492	33.803	168	36.969	118	50.720	58	218
16	1:32.558	33.416	169	32.373	195	26.769	175	217									

11 Springob, DEU / Mayer, DEU

theoretical besttime:

1	2:12.779					2:12.779	168		15	1:40.268					188	28.204	171	216
2	1:45.134						169	174	16	1:35.817					195	27.623	172	216
3	1:41.178						168	190	17	1:35.240					196	27.505	173	218
4	1:42.208						170	192	18	1:36.122					196	27.957	170	218
5	1:41.625						172	209	19	1:35.896					195	27.634	172	216
6	1:38.150						168	213	20	2:11.687					157	50.769	58	218
7	1:38.340						169	215	21	6:39.736					195	28.498	173	
8	1:56.874						58	212	22	1:40.737					198	27.859	173	218
9	5:02.017						170		23	1:38.407					198	27.868	173	220
10	1:39.581						171	214	24	1:35.889					198	27.981	171	222
11	1:36.802						172	216	25	1:42.393					171	28.068	174	218
12	1:37.082				187	27.877	171	216	26	1:36.252					197	27.978	174	219
13	1:36.667				196	28.039	171	217	27	1:53.731					100	29.519	176	220
14	1:36.578				194	27.690	170	216	28	2:09.456					182	48.748	59	203

14 Grostollen, DEU

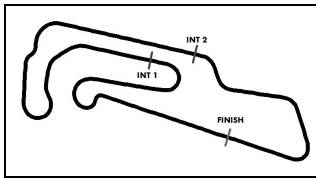
theoretical besttime: 1:34.808

1	2:32.746	1:25.023	159	37.365	185	30.358	171		16	1:35.817	34.633	169	33.516	194	27.668	176	217
2	1:37.732	35.734	166	33.837	192	28.161	175	214	17	1:35.797	34.252	165	33.486	195	28.059	175	219
3	1:35.882	34.276	166	33.752	193	27.854	176	219	18	2:11.203	40.981	157	36.721	152	53.501	40	152
4	1:35.543	34.407	166	33.436	195	27.700	177	219	19	5:27.383	4:25.209	166	33.991	193	28.183	175	
5	1:36.577	35.191	167	33.641	193	27.745	176	220	20	1:35.346	34.300	170	33.314	195	27.732	177	219
6	1:36.376	34.203	169	33.422	195	28.751	176	219	21	1:35.305	34.214	169	33.555	193	27.536	176	220
7	1:52.987	35.251	164	36.890	194	40.846	68	220	22	1:35.337	34.105	170	33.453	194	27.779	176	219
8	3:41.780	2:37.495	147	36.164	192	28.121	175		23	1:35.379	34.236	169	33.405	194	27.738	177	219
9	1:35.802	34.271	169	33.863	194	27.668	177	218	24	1:35.772	34.401	166	33.647	195	27.724	177	219
10	1:35.527	34.305	170	33.556	194	27.666	176	219	25	1:35.974	34.473	168	33.579	194	27.922	176	219
11	1:36.141	34.164	170	33.972	193	28.005	174	219	26	1:35.158	33.958	170	33.437	194	27.763	176	219
12	1:36.055	34.503	168	33.701	193	27.851	175	218	27	1:37.363	34.439	169	33.515	196	29.409	175	219
13	1:35.571	34.307	169	33.642	194	27.622	176	218	28	1:37.080	35.356	169	33.685	195	28.039	175	180
14	1:47.422	34.842	162	34.731	168	37.849	56	219	29	1:35.685	34.102	171	33.721	193	27.862	177	219
15	6:47.075	5:45.344	166	33.907	192	27.824	175		30	1:55.659	34.664	168	33.700	194	47.295	50	220

15 Kovac, CRO / Tekaat, DEU

theoretical besttime: 1:33.317

1	2:39.341	1:31.616	126	38.117	181	29.608	172		17	1:39.104	34.273	170	33.363	173	31.468	176	218
2	1:36.957	35.093	164	33.988	194	27.876	175	213	18	1:45.469	34.068	169	33.165	194	38.236	57	221
3	1:34.283	33.938	169	32.870	194	27.475	176	219	19	4:04.346	2:54.809	128	39.719	187	29.818	171	
4	1:37.748	33.711	170	34.870	136	29.167	177	219	20	1:41.533	35.666	165	35.718	190	30.149	173	216
5	1:33.713	33.580	169	32.607	196	27.526	178	221	21	2:20.660	37.402	150	49.465	110	53.793	50	209
6	1:33.926	33.661	170	32.782	198	27.483	179	223	22	5:45.686	4:37.823	140	37.226	183	30.637	170	
7	1:35.710	34.569	171	33.661	198	27.480	176	212	23	1:42.193	36.195	164	36.459	189	29.539	171	211
8	1:34.058	33.978	170	32.717	198	27.363	177	220	24	1:40.643	35.818	165	35.519	193	29.306	173	214
9	1:33.449	33.674	169	32.645	198	27.130	177	221	25	1:42.254	36.282	164	36.255	192	29.717	171	216
10	1:34.151	33.823	169	32.866	196	27.462	176	220	26	1:40.232	35.542	165	35.190	192	29.500	172	216
11	1:34.463	33.938	170	32.932	196	27.593	175	220	27	2:08.760	38.524	142	40.082	161	50.154	47	215
12	1:35.740	33.908	171	34.151	194	27.681	177	220	28	3:05.344	1:59.045	162	36.805	190	29.494	172	
13	1:34.198	33.899	170	32.996	195	27.303	177	220	29	1:41.764	35.827	164	36.352	190	29.585	172	215
14	1:34.440	33.803	170	33.090	195	27.547	175	220	30	1:39.771	35.633	165	35.087	193	29.051	173	216
15	1:34.899	34.103	169	33.121	195	27.675	177	219	31	1:59.533	35.281	166	35.230	194	49.022	58	217
16	1:42.898	34.432	169	33.151	196	35.315	173	220									



ADAC GT4 Germany

Sector List Test Session 3

Provisional

Motorsportarena Oschersleben, Length: 3667m

Air temperature: N/A°C

Track temperature: N/A°C

Weather condition: Dry

DMSB Reg. Nr.:

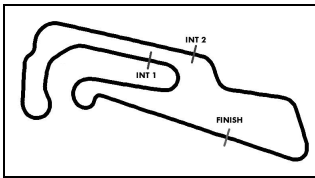
Monday, April 8, 2019 11:00:00

Lap	Time	SE1	SP1	SE2	SP2	SE3	SP3	TSP	Lap	Time	SE1	SP1	SE2	SP2	SE3	SP3	TSP
17 Hadergasser, DEU / Still, DEU									theoretical besttime:								
1	2:59.054					2:59.054	174		12	3:33.416							168
2	1:36.133							220	13	1:49.177							
3	1:33.205								14	2:14.609							
4	1:32.805						176		15	6:11.548							
5	1:32.839						175		16	6:26.476							
6	1:33.253						177		17	10:19.905							163
7	1:44.599								18	1:48.701							
8	4:08.175					164			19	1:48.932							170
9	3:26.310					171			20	1:46.078							163
10	1:46.183					171			21	2:10.067							
11	1:44.199					171											

Lap	Time	SE1	SP1	SE2	SP2	SE3	SP3	TSP	Lap	Time	SE1	SP1	SE2	SP2	SE3	SP3	TSP
18 Viebahn, DEU / Lappalainen, FIN									theoretical besttime: 1:32.689								
1	2:42.353	1:34.311	154	36.529	167	31.513	160		15	1:32.936	33.413	168	32.519	193	27.004	175	215
2	1:37.303	36.532	168	32.948	194	27.823	174	153	16	1:44.578	33.714	166	32.806	193	38.058	55	214
3	1:33.705	33.977	166	32.588	195	27.140	175	215	17	4:14.957	3:12.824	165	34.005	191	28.128	173	
4	1:33.511	33.861	165	32.593	195	27.057	175	216	18	2:22.104	38.494	88	49.888	131	53.722	46	213
5	1:34.456	33.399	169	32.500	196	28.557	175	216	19	5:16.961	4:14.181	166	34.220	191	28.560	169	
6	1:33.828	33.649	169	32.456	195	27.723	173	216	20	1:35.550	34.537	167	33.679	192	27.334	172	210
7	1:34.097	34.143	168	32.407	195	27.547	172	216	21	1:35.071	34.343	166	33.554	191	27.174	171	213
8	1:33.402	33.809	168	32.572	194	27.021	175	214	22	1:34.903	34.275	166	33.347	192	27.281	172	213
9	1:44.852	33.825	166	32.583	194	38.444	57	215	23	1:50.630	34.178	167	33.102	192	43.350	54	213
10	6:20.726	5:19.073	166	34.176	188	27.477	174		24	5:07.418	4:03.949	164	35.527	166	27.942	173	
11	1:33.279	33.816	168	32.580	194	26.883	175	214	25	1:34.677	34.095	167	33.334	192	27.248	173	214
12	1:33.255	33.505	168	32.602	193	27.148	175	216	26	1:34.601	34.245	166	33.160	193	27.196	173	215
13	1:33.187	33.678	168	32.524	194	26.985	174	215	27	1:34.057	33.958	169	33.155	193	26.944	173	215
14	1:33.093	33.603	168	32.507	193	26.983	175	215	28	1:56.083	33.944	168	33.432	191	48.707	44	215

Lap	Time	SE1	SP1	SE2	SP2	SE3	SP3	TSP	Lap	Time	SE1	SP1	SE2	SP2	SE3	SP3	TSP
19 Thoma, CHE / Lesoudier, FRA									theoretical besttime: 1:32.940								
1	2:43.140	1:38.315	166	34.705	192	30.120	177		15	1:44.873	34.225	167	42.132	192	28.516	175	216
2	1:35.310	34.580	169	32.938	195	27.792	176	217	16	1:35.031	34.260	168	33.355	194	27.416	175	216
3	1:33.498	34.109	167	32.609	194	26.780	176	217	17	1:34.895	34.103	168	33.287	195	27.505	174	214
4	1:33.636	33.610	168	33.204	195	26.822	176	217	18	1:36.793	34.042	169	33.531	195	29.220	174	216
5	1:34.027	33.785	167	32.900	195	27.342	177	217	19	2:18.484	35.983	138	49.197	123	53.304	42	217
6	1:34.209	33.964	168	32.890	195	27.355	176	218	20	5:14.187	4:12.476	166	34.055	194	27.656	174	
7	1:50.390	33.826	169	32.550	194	44.014	57	216	21	1:36.197	35.097	168	33.657	194	27.443	175	206
8	4:53.991	3:54.231	167	32.860	194	26.900	175		22	1:48.190	34.322	165	33.584	194	40.284	57	216
9	1:33.733	34.149	165	32.578	194	27.006	176	216	23	6:11.244	5:09.534	164	34.011	193	27.699	174	
10	1:43.552	33.747	169	32.650	196	37.155	57	217	24	1:35.275	34.228	169	33.530	194	27.517	174	215
11	3:47.464	2:46.006	167	33.745	195	27.713	175		25	1:35.468	34.006	168	33.276	195	28.186	174	215
12	1:35.252	34.235	168	33.364	194	27.653	173	217	26	1:35.330	34.175	168	33.630	194	27.525	174	215
13	1:35.676	34.083	168	33.631	193	27.962	174	217	27	1:35.501	34.093	168	33.652	194	27.756	174	216
14	1:35.121	34.071	168	33.230	194	27.820	174	216	28	1:58.591	34.065	169	33.959	191	50.567	54	216

Lap	Time	SE1	SP1	SE2	SP2	SE3	SP3	TSP	Lap	Time	SE1	SP1	SE2	SP2	SE3	SP3	TSP
21 Janits, AUT / Severs, NLD									theoretical besttime: 1:33.465								
1	3:01.526					3:01.526			15	3:53.661	2:48.993	164	34.922	195	29.746	175	
2	3:08.472	1:54.306	110	43.152	141	31.014	156		16	1:37.072	34.762	166	34.357	196	27.953	175	219
3	1:40.599	37.346	168	35.651	198	27.602	173	194	17	1:50.893	34.375	168	33.850	197	42.668	57	220
4	1:34.555	34.216	162	33.324	198	27.015	175	218	18	6:47.321	5:45.373	168	34.632	197	27.316	176	
5	1:33.796	33.770	168	32.779	198	27.247	174	219	19	1:34.099	33.763	168	32.839	198	27.497	172	220
6	1:44.834	33.934	168	32.801	198	38.099	60	219	20	1:33.743	33.964	169	32.687	198	27.092	175	218
7	4:22.764	3:17.858	154	35.977	194	28.929	172		21	1:33.886	33.900	168	32.760	198	27.226	175	220
8	1:40.231	36.073	167	35.332	192	28.826	174	218	22	1:34.125	33.859	168	32.979	198	27.287	176	220
9	1:38.083	34.996	166	34.837	195	28.250	175	218	23	1:33.740	33.926	169	32.704	199	27.110	176	220
10	1:40.961	37.339	163	34.722	194	28.900	172	219	24	1:35.546	33.925	168	33.313	197	28.308	177	221
11	1:40.706	37.562	166	34.720	194	28.424	173	192	25	1:34.431	34.372	167	32.901	198	27.158	177	221
12	1:37.289	34.905	166	34.361	196	28.023	170	219	26	1:35.056	34.583	168	33.131	198	27.342	176	222
13	1:39.520	36.238	165	35.121	194	28.161	173	218	27	1:36.890	35.183	168	33.124	198	28.583	175	221
14	2:17.027	34.699	166	1:01.240	185	41.088	58	219	28	1:43.081	34.116	168	33.111	197	35.854	61	220



ADAC GT4 Germany

Sector List Test Session 3

Provisional

Motorsportarena Oschersleben, Length: 3667m

Air temperature: N/A°C

Track temperature: N/A°C

Weather condition: Dry

DMSB Reg. Nr.:

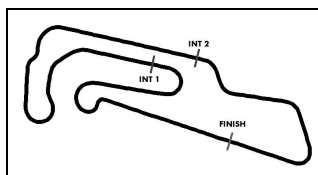
Monday, April 8, 2019 11:00:00

Lap	Time	SE1	SP1	SE2	SP2	SE3	SP3	TSP	Lap	Time	SE1	SP1	SE2	SP2	SE3	SP3	TSP
22 Kern, DEU / Kasperlik, DEU									theoretical besttime: 1:33.837								
1	2:10.431	59.662	156	40.467	178	30.302	170		16	1:35.202	34.376	168	33.247	197	27.579	175	219
2	1:37.495	35.723	165	33.923	193	27.849	175	212	17	1:45.216	34.418	167	33.412	197	37.386	58	219
3	1:35.171	34.286	166	33.262	194	27.623	175	218	18	3:46.887	2:41.511	166	36.939	179	28.437	175	
4	1:35.949	34.990	166	33.344	198	27.615	175	219	19	2:19.601	36.711	106	50.785	125	52.105	44	222
5	1:34.876	34.113	167	33.323	195	27.440	174	220	20	5:44.426	4:42.014	166	34.594	196	27.818	174	
6	1:34.585	34.217	165	33.088	198	27.280	175	219	21	1:35.052	34.211	169	33.347	198	27.494	174	219
7	1:45.471	35.215	168	34.065	196	36.191	59	219	22	1:34.898	34.205	168	33.224	198	27.469	174	219
8	5:29.501	4:28.004	168	33.877	196	27.620	173		23	1:34.220	34.005	169	32.908 198		27.307	174	219
9	1:35.078	34.388	166	33.293	196	27.397	174	219	24	1:34.623	34.099	167	33.079	198	27.445	175	220
10	1:34.364	34.050	168	33.021	197	27.293	174	219	25	1:34.023	33.904	170	32.998	198	27.121 175	220	
11	1:34.818	34.175	166	33.254	196	27.389	175	219	26	1:34.461	33.808 170	170	33.067	198	27.586	175	221
12	1:35.208	34.466	168	33.246	197	27.496	174	220	27	1:34.141	33.970	170	32.975	198	27.196	175	221
13	1:36.690	34.206	167	34.722	196	27.762	174	221	28	1:36.357	34.090	170	33.297	198	28.970	176	219
14	1:34.726	34.096	167	33.073	197	27.557	174	219	29	1:34.773	34.263	169	33.103	198	27.407	176	221
15	1:35.867	34.359	166	33.790	196	27.718	174	220	30	1:45.189	34.025	167	35.196	197	35.968	61	222

23 Kraihamer, AUT / Kofler, AUT									theoretical besttime: 1:31.795								
1	2:51.048	1:35.229	161	36.520	186	39.299	49		14	1:35.248	34.504	162	33.469	185	27.275	166	206
2	4:48.900	3:45.952	158	35.266	153	27.682	171		15	1:52.813	38.056	162	33.461	184	41.296	47	205
3	1:32.015	33.508	164	31.953 189	26.554	170	208		16	8:45.341	7:44.317	159	33.865	185	27.159	168	
4	1:33.751	33.341 164	164	32.758	188	27.652	170	208	17	1:41.642	39.918	145	34.441	186	27.283	166	205
5	1:44.355	33.478	162	32.496	189	38.381	48	208	18	1:37.446	34.614	161	34.858	175	27.974	168	204
6	7:00.419	5:57.576	161	33.807	134	29.036	169		19	1:35.061	34.451	162	33.441	185	27.169	167	206
7	1:32.862	33.762	161	32.506	187	26.594	168	206	20	1:35.065	34.629	163	33.253	186	27.183	167	205
8	1:32.314	33.515	163	32.298	187	26.501	168	206	21	1:35.953	34.332	163	34.043	185	27.578	168	204
9	1:43.806	34.113	161	33.825	185	35.868	48	208	22	1:37.290	34.596	162	34.034	181	28.660	166	206
10	3:15.393	2:12.313	160	33.963	185	29.117	167		23	1:35.069	34.650	161	33.233	186	27.186	167	204
11	1:40.702	34.559	161	37.859	181	28.284	166	206	24	1:35.823	35.324	162	33.337	186	27.162	167	206
12	1:39.356	34.808	161	35.562	183	28.986	166	204	25	1:34.458	34.251	162	33.293	186	26.914	166	205
13	1:35.827	34.771	161	33.923	185	27.133	167	204	26	1:59.641	34.280	162	33.097	186	52.264	45	206

24 Siljehaug, NOR / Angermayr, AUT									theoretical besttime: 1:31.577								
1	3:04.330	1:53.000	128	39.836	126	31.494	172		17	1:34.139	34.281	166	32.966	189	26.892	171	208
2	1:34.813	33.971	165	32.147	190	28.695	171	210	18	1:34.138	34.206	165	32.986	189	26.946	169	208
3	1:32.671	33.641	165	32.277	190	26.753	173	210	19	1:41.668	34.083	166	32.994	189	34.591	57	208
4	1:43.816	34.473	166	35.611	190	33.732	57	211	20	7:45.246	6:45.357	165	32.920	188	26.969	171	
5	3:33.014	2:33.982	165	32.433	189	26.599	171		21	1:33.452	33.859	165	32.820	188	26.773	170	208
6	1:31.907	33.510	166	31.942	190	26.455	171	209	22	1:34.077	33.676	166	33.431	190	26.970	170	210
7	1:31.616	33.339	165	31.981	190	26.296	172	210	23	1:34.456	34.454	166	32.793	190	27.209	167	209
8	1:35.526	33.696	166	33.639	178	28.191	169	201	24	1:34.045	34.095	165	33.031	190	26.919	171	208
9	1:32.820	33.721	166	32.131	190	26.968	172	208	25	1:34.280	33.740	165	33.507	189	27.033	171	210
10	1:33.271	34.197	164	32.630	189	26.444	171	210	26	1:34.111	34.060	164	32.964	190	27.087	172	210
11	1:38.352	33.516	165	37.925	188	26.911	172	210	27	1:33.548	33.863	165	32.755	190	26.930	171	210
12	1:32.328	33.494	165	32.122	189	26.712	172	210	28	1:35.270	34.444	165	33.297	189	27.529	173	209
13	1:32.187	33.441	166	32.110	190	26.636	172	210	29	1:33.030	33.576	166	32.463	190	26.991	170	210
14	1:33.385	33.540	165	33.246	190	26.599	171	210	30	1:34.006	33.768	166	33.230	190	27.008	172	209
15	1:56.195	33.530	166	32.907	191	49.758	36	210	31	1:49.009	33.608	167	38.322	188	37.079	54	210
16	3:04.309	2:02.430	162	34.692	188	27.187	170										

33 Fagg, GBR / Benyahia, MAR									theoretical besttime: 1:33.742								
1	2:28.412	1:22.516	153	36.641	186	29.255	177		16	6:02.939	4:58.255	162	35.664	192	29.020	175	
2	1:36.099	34.523	170	33.668	197	27.908	178	220	17	1:36.631	34.796	170	33.872	195	27.963	177	217
3	1:35.082	34.025	170	33.173	198	27.884	169	221	18	1:52.400	34.306	172	34.003	171	44.091	48	219
4	1:35.925	35.453	172	33.116	196	27.356	179	214	19	6:33.151	5:31.209	168	34.275	192	27.667	177	
5	1:34.464	34.129	171	33.061	197	27.274	177	220	20	1:34.621	33.994	172	33.238	196	27.389	177	220
6	1:35.340	34.664	171	33.207	197	27.469	179	220	21	1:34.677	34.028	170	33.388	196	27.261	177	221
7	1:34.140	33.773	172	32.922	196	27.445	177	222	22	1:34.079	33.912	170	32.886	196	27.281	176	220
8	1:46.299	34.399	170	33.519	197	38.381	54	219	23	1:33.926	33.845	171	32.903	196	27.178 178	220	
9	3:34.022	2:30.058	169	35.713	154	28.251	178		24	1:33.828	33.740 171	32.824 197			27.264	178	221
10	1:35.018	34.243	169	33.263	197	27.512	178	220	25	1:34.809	33.991	170	33.284	197	27.534	176	221
11	1:34.769	34.268	170	33.124	196	27.377	177	221	26	1:34.628	34.245	169	33.130	196	27.253	178	220
12	1:35.311	34.199	171	33.265	196	27.847	177	220	27	1:34.058	33.973	170	32.828	197	27.257	177	221



ADAC GT4 Germany

Sector List Test Session 3

Provisional

Motorsportarena Oschersleben, Length: 3667m

Air temperature: N/A°C

Track temperature: N/A°C

Weather condition: Dry

DMSB Reg. Nr.:

Monday, April 8, 2019 11:00:00

Lap	Time	SE1	SP1	SE2	SP2	SE3	SP3	TSP	Lap	Time	SE1	SP1	SE2	SP2	SE3	SP3	TSP
13	1:36.513	34.215	172	34.219	147	28.079	178	221	28	1:35.762	33.826	171	33.295	198	28.641	176	221
14	1:36.790	33.961	172	34.555	197	28.274	176	222	29	1:43.843	33.903	171	33.268	196	36.672	50	220
15	2:07.940	34.418	171	32.953	198	1:00.569	31	220									

36 Suabo, DEU / Woller, DEU

theoretical besttime: 1:48.622

1	9:29.602	8:18.136	141	38.912	129	32.554	152		3	18:45.124	17:27.893	145	37.103	168	40.128	58	
2	1:57.105	39.510	121	36.558	170	41.037	58	183									

59 Martin-Dyr, GBR

theoretical besttime: 1:34.063

1	2:24.818	1:12.533	105	41.414	186	30.871	174		16	1:35.393	34.156	169	33.666	195	27.571	178	220
2	1:47.000	38.863	125	38.913	156	29.224	178	197	17	1:35.341	34.275	169	33.428	194	27.638	177	220
3	1:34.849	33.977	169	32.980	199	27.892	178	222	18	1:35.041	34.198	169	33.218	198	27.625	179	220
4	1:38.202	37.089	168	33.248	197	27.865	177	180	19	1:35.565	34.075	169	33.395	196	28.095	178	220
5	1:34.428	33.955	169	33.085	198	27.388	178	220	20	2:06.367	37.080	125	39.017	184	50.270	49	220
6	1:36.314	33.969	169	33.158	179	29.187	177	222	21	6:26.816	5:22.864	157	36.014	192	27.938	176	
7	1:37.378	34.728	170	34.952	196	27.698	176	221	22	1:36.915	34.214	170	34.642	195	28.059	175	219
8	1:34.614	34.416	168	33.015	196	27.183	178	221	23	1:35.083	34.144	171	33.200	196	27.739	177	221
9	1:47.969	34.164	167	33.015	197	40.790	58	220	24	1:35.134	34.346	170	33.230	197	27.558	177	221
10	5:32.289	4:31.191	166	33.176	196	27.922	176		25	1:35.155	34.372	171	33.168	197	27.615	177	222
11	1:34.904	34.266	170	33.118	196	27.520	178	219	26	1:35.051	34.080	170	33.416	197	27.555	177	221
12	1:34.661	34.142	168	33.023	196	27.496	178	220	27	1:35.114	34.041	171	33.228	197	27.845	172	220
13	1:34.810	34.150	168	33.048	195	27.612	176	220	28	1:35.248	34.354	172	33.165	199	27.729	177	218
14	1:34.477	34.009	169	33.020	197	27.448	178	220	29	1:46.438	34.411	171	33.699	196	38.328	55	222
15	1:37.488	33.900	170	36.135	197	27.453	179	221									

66 Davidovac, DEU / Dziwok, POL

theoretical besttime: 1:35.333

1	3:23.291	2:10.005	152	40.898	184	32.388	165		15	4:11.561	3:08.887	163	34.377	193	28.297	169	
2	1:43.363	37.583	161	35.990	191	29.790	170	206	16	1:37.710	35.109	162	34.479	193	28.122	170	214
3	1:37.954	35.518	163	34.125	191	28.311	171	214	17	1:37.391	35.018	163	34.171	193	28.202	170	214
4	1:37.730	35.313	163	34.090	192	28.327	172	214	18	1:38.128	34.696	163	34.468	166	28.964	171	214
5	1:37.444	35.139	162	34.026	191	28.279	170	215	19	2:10.997	38.038	132	40.485	144	52.474	48	216
6	1:36.576	34.804	163	33.783	193	27.989	169	214	20	6:05.440	5:01.198	161	35.488	184	28.754	171	
7	1:36.732	35.319	160	33.633	193	27.780	172	214	21	1:37.162	35.044	162	34.023	193	28.095	171	215
8	1:48.782	35.799	161	34.006	193	38.977	50	216	22	1:37.200	34.666	163	34.351	193	28.183	171	215
9	3:05.885	2:04.068	163	33.862	193	27.955	169		23	1:36.174	34.416	163	33.741	193	28.017	169	215
10	1:36.243	34.915	162	33.137	194	28.191	169	215	24	1:37.321	34.723	162	34.044	192	28.554	169	213
11	1:35.896	34.656	162	33.328	193	27.912	170	215	25	1:37.019	34.928	162	34.046	193	28.045	170	213
12	1:36.512	34.611	163	33.913	193	27.988	170	214	26	1:38.107	35.659	162	34.121	192	28.327	169	192
13	1:36.250	34.668	163	33.534	194	28.048	170	215	27	1:53.400	35.470	162	35.193	191	42.737	53	214
14	1:49.036	35.346	163	34.916	191	38.774	52	215									

69 Dörr, DEU / Trebing, USA

theoretical besttime: 1:33.276

1	2:24.198	1:12.782	142	39.909	172	31.507	166		13	1:35.944	34.602	170	33.966	197	27.376	177	217
2	1:43.213	36.946	167	36.397	132	29.870	177	195	14	1:35.136	33.838	172	33.174	195	28.124	175	221
3	1:33.613	33.623	171	32.816	197	27.174	176	220	15	1:47.890	34.542	172	34.063	193	39.285	53	219
4	1:35.982	35.019	171	32.979	183	27.984	178	216	16	4:59.684	3:56.594	168	35.007	161	28.083	177	
5	1:33.411	33.737	170	32.618	197	27.056	178	221	17	2:08.687	34.665	125	45.763	151	48.259	56	219
6	1:33.952	33.962	170	32.685	197	27.305	176	221	18	6:39.597	5:37.935	169	33.538	196	28.124	179	
7	1:58.273	33.831	170	36.624	164	47.818	58	219	19	1:35.037	34.008	171	33.388	197	27.641	177	221
8	6:34.577	5:31.094	132	35.936	196	27.547	177		20	1:34.628	34.001	171	33.295	198	27.332	179	221
9	1:34.062	33.786	172	33.096	197	27.180	178	221	21	1:36.207	34.061	171	34.602	197	27.544	176	223
10	1:34.692	33.791	170	33.187	197	27.714	177	222	22	1:34.650	34.060	172	33.226	197	27.364	179	221
11	1:34.257	34.287	171	32.935	197	27.035	178	221	23	1:54.858	35.062	146	38.381	169	41.415	58	221
12	1:35.279	33.822	170	33.559	197	27.898	179	222									

77 Heinemann, DEU / Wankmüller, DEU

theoretical besttime: 1:32.330

1	6:08.406	4:58.451	134	38.783	166	31.172	141		9	4:02.684	3:02.064	165	33.501	196	27.119	173	
2	1:45.458	36.696	164	39.845	195	28.917	172	203	10	1:33.397	33.604	168	32.919	197	26.874	174	218
3	1:41.399	35.788	165	36.838	183	28.773	172	215	11	1:33.825	33.596	168	33.406	196	26.823	174	219
4	1:34.254	34.234	166	32.999	196	27.021	173	217	12	1:53.794	33.539	167	32.728	196	47.527	52	219
5	1:32.722	33.559	168	32.367	196	26.796	174	218	13	4:02.772	2:59.760	166	35.979	194	27.033	173	
6	1:32.337	33.387	168	32.147	198	26.803	175	218	14	1:33.230	33.660	167	32.620	197	26.950	174	217



ADAC GT4 Germany

Sector List Test Session 3

Provisional

Motorsportarena Oschersleben, Length: 3667m

Air temperature: N/A°C

Track temperature: N/A°C

Weather condition: Dry

DMSB Reg. Nr.:

Monday, April 8, 2019 11:00:00

Lap	Time	SE1	SP1	SE2	SP2	SE3	SP3	TSP	Lap	Time	SE1	SP1	SE2	SP2	SE3	SP3	TSP
7	1:32.574	33.411	168	32.233	197	26.930	174	219	15	1:35.186	33.538	167	33.828	194	27.820	174	219
8	1:54.087	33.507	169	32.650	197	47.930	46	219	16	7:30.742	33.824	166	32.765	198	6:24.153	58	219

94 von der Laden, DEU / Valente, CHE

theoretical besttime: 1:33.562

1	2:39.583	1:30.743	118	38.272	175	30.568	172		16	1:45.270	34.541	168	33.801	196	36.928	50	220
2	1:40.595	35.885	165	34.808	196	29.902	178	202	17	6:13.069	5:05.838	122	38.101	152	29.130	175	
3	1:37.133	34.707	169	34.431	196	27.995	174	219	18	1:48.710	34.382	170	33.534	196	40.794	58	219
4	1:36.241	34.722	169	34.044	196	27.475	176	218	19	7:06.382	6:04.071	162	34.173	196	28.138	177	
5	1:35.523	34.329	171	33.556	197	27.638	176	220	20	1:34.437	34.039	171	32.911	199	27.487	175	220
6	1:39.220	34.961	169	36.330	167	27.929	177	220	21	1:34.638	34.093	170	33.093	198	27.452	176	221
7	1:46.724	34.698	167	33.788	197	38.238	43	221	22	1:34.075	33.896	170	33.078	197	27.101	178	221
8	2:51.712	1:50.076	168	33.864	195	27.772	173		23	1:33.864	33.749	170	32.927	197	27.188	178	222
9	1:37.045	34.703	165	34.586	196	27.756	175	218	24	1:44.732	33.817	169	33.129	196	37.786	58	222
10	1:35.479	34.242	170	33.847	195	27.390	176	219	25	2:58.368	1:55.671	165	35.529	196	27.168	179	
11	1:35.900	34.201	171	34.132	194	27.567	175	221	26	1:33.918	33.966	169	32.712	198	27.240	176	223
12	1:36.656	34.842	170	33.807	197	28.007	175	219	27	1:36.621	33.780	169	34.635	181	28.206	175	222
13	1:36.061	34.623	169	33.883	195	27.555	175	220	28	1:34.541	34.047	169	33.093	197	27.401	177	220
14	1:35.478	34.158	171	33.874	195	27.446	176	220	29	1:33.884	33.841	172	32.923	198	27.120	177	221
15	1:35.760	34.376	170	33.700	195	27.684	175	220									

99 Owega, DEU / Owega, DEU

theoretical besttime: 1:33.658

1	6:23.959			6:23.959					15	1:40.211	35.854	165	33.851	178	30.506	177	215
2	2:06.015			161	28.508	177			16	1:49.015				197	42.181	57	216
3	1:35.108			197	27.374	177	220		17	8:10.210				150	28.737	175	
4	1:34.758			197	27.177	177	220		18	1:34.090	34.126	165	32.716	196	27.248	176	216
5	1:33.988			198	27.151	176	218		19	1:33.024				197	26.816	177	217
6	1:34.734			197	27.389	177	219		20	1:33.200				197	26.952	176	218
7	1:33.774			197	27.019	177	218		21	1:33.566				197	27.052	177	217
8	1:42.948			199	35.521	59	220		22	1:36.345				171	28.002	177	218
9	3:53.295			198	27.383	174			23	1:34.055				197	27.173	178	218
10	1:35.099			188	27.666	176	219		24	1:33.287				197	26.948	172	218
11	1:33.906			197	27.104	176	218		25	1:33.271				197	26.937	177	218
12	1:33.509			197	26.930	176	220		26	1:33.666				197	27.222	176	220
13	1:44.296			197	35.916	54	219		27	1:33.696				198	27.131	177	218
14	4:19.525	3:12.572	163	37.364	142	29.589	172										