



ADAC TCR Germany

Lap Chart Race 1

Provisional

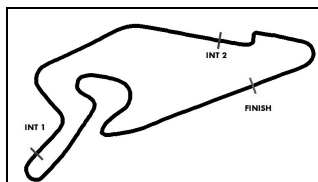


Nürburgring, Length: 3629 m

Saturday, November 6, 2021 10:15:00

LapCha	1	2	3	4	5	6	7	8	9	10	11	12	13	14	15	16	17	18	19	20	21	22	23	24	25	26	27	28	29	30	31	32	33	34	35	36	37	38	39	40	41	42	43	44	45										
LAP 1	19	55	6	88	97	22	9	34	27	21	33	17																																											
LAP 2	19	55	88	97	22	9	34	27	21	33	17	6																																											
LAP 3	19	55	88	97	22	9	34	27	21	33	17	6																																											
LAP 4	19	88	55	97	22	9	34	27	21	33	17	6																																											
LAP 5	19	88	55	97	22	9	34	27	21	33	17	6																																											
LAP 6	19	88	55	97	22	9	34	27	21	33	6	17																																											
LAP 7	19	88	55	97	22	9	34	27	21	33	6	17																																											
LAP 8	19	88	55	97	22	9	34	27	21	6	17																																												
LAP 9	19	88	55	97	22	34	9	27	21	6	17																																												
LAP 10	19	88	55	97	22	34	21	27	9	6	17																																												
LAP 11	19	88	55	97	22	34	27	21	9	6	17																																												
LAP 12	19	55	97	22	34	27	21	9	88	6	17																																												
LAP 13	19	55	97	22	34	27	21	88	9	6	17																																												
LAP 14	19	55	97	22	34	27	21	88	9	6	17																																												
LAP 15	19	55	97	22	34	27	21	88	9	6	17																																												
LAP 16	19	55	97	22	27	34	21	88	9	6	17																																												
LAP 17	19	55	97	22	27	34	21	88	9	6	17																																												
LAP 18	19	55	97	22	27	88	34	21	9	6	17																																												
LAP 19	19	55	97	22	27	88	34	21	9	6	17																																												
LAP 20	19	55	97	88	22	34	27	21	9	6	17																																												

.- PIT STOP ' - LAP BEHIND



ADAC TCR Germany

Sector List Race 1

Provisional



Nürburgring, Length: 3629m

Air temperature: 4.32°C

Track temperature: 4.2°C

Weather condition: Dry

Reg. Nr.: R-12230/21

Saturday, November 6, 2021 10:15:00

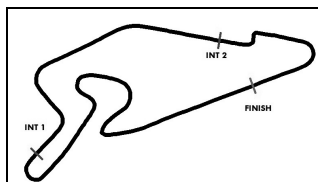
Lap	Id	Time	SE1	SP1	SE2	SP2	SE3	SP3	TSP	Lap	Id	Time	SE1	SP1	SE2	SP2	SE3	SP3	TSP		
6			Scalvini, ITA(#1)															theoretical besttime: 1:35.686			
1	0	1:39.065	51.860	121	24.093	222	23.112	175		11	0	1:36.981	49.308	117	24.235	221	23.438	173			
2	0	2:13.167	1:25.188	121	24.206	220	23.773	174		12	0	1:37.586	49.360	116	24.526	220	23.700	173			
3	0	1:36.260	48.771	120	24.252	219	23.237	175		13	0	1:37.544	49.560	116	24.330	221	23.654	173			
4	0	1:35.935	48.827	119	24.119	220	22.989	174		14	0	1:37.955	49.361	117	24.342	221	24.252	172			
5	0	1:35.887	48.972	119	24.054	221	22.861	174		15	0	1:37.920	49.677	117	24.499	220	23.744	173			
6	0	1:36.501	49.279	118	24.230	220	22.992	174		16	0	1:38.310	49.861	116	24.492	219	23.957	171			
7	0	1:37.084	49.386	118	24.201	220	23.497	173		17	0	1:38.569	49.747	114	24.599	219	24.223	172			
8	0	1:37.482	49.287	117	24.575	220	23.620	172		18	0	1:39.158	50.231	114	24.748	218	24.179	172			
9	0	1:37.321	49.380	117	24.231	220	23.710	173		19	0	1:39.082	50.216	114	24.730	219	24.136	172			
10	0	1:37.239	49.462	118	24.299	220	23.478	174		20	0	1:39.258	50.285	113	24.758	220	24.215	172			

9			Hertner, DEU(#1)															theoretical besttime: 1:35.844			
1	0	1:42.023	54.283	122	24.336	220	23.404	176		11	0	1:38.269	49.965	115	24.632	217	23.672	173			
2	0	1:36.756	49.624	119	24.213	221	22.919	175		12	0	1:38.579	50.177	114	24.731	217	23.671	173			
3	0	1:36.346	49.345	118	23.992	220	23.009	175		13	0	1:39.555	50.584	114	24.911	216	24.060	172			
4	0	1:35.915	49.051	118	23.966	221	22.898	171		14	0	1:39.650	50.260	114	24.874	215	24.516	172			
5	0	1:36.079	48.980	116	24.055	221	23.044	173		15	0	1:39.980	50.311	113	24.804	217	24.865	173			
6	0	1:36.555	49.130	116	24.180	220	23.245	174		16	0	1:39.896	50.655	112	24.992	216	24.249	171			
7	0	1:36.719	49.131	115	24.368	219	23.220	173		17	0	1:40.117	50.779	113	24.931	216	24.407	172			
8	0	1:38.168	50.797	113	24.261	220	23.110	174		18	0	1:40.309	50.811	112	24.939	216	24.559	171			
9	0	1:38.048	49.947	119	24.542	219	23.559	175		19	0	1:41.019	51.085	111	25.226	216	24.708	171			
10	0	1:39.291	50.849	113	24.578	219	23.864	173		20	0	1:42.082	52.098	110	25.232	215	24.752	171			

17			Legutko, POL(#1)															theoretical besttime: 1:36.644			
1	0	2:07.189	1:03.419	117	25.255	213	38.515	167		11	0	1:38.210	49.896	113	24.579	213	23.735	170			
2	0	1:39.231	50.854	118	24.853	213	23.524	172		12	0	1:38.235	50.194	116	24.482	213	23.559	170			
3	0	1:38.399	50.244	119	24.483	215	23.672	172		13	0	1:37.966	49.865	119	24.556	213	23.545	170			
4	0	1:36.902	49.619	122	24.199	214	23.084	171		14	0	1:38.139	49.768	118	24.605	213	23.766	170			
5	0	1:37.143	49.477	118	24.319	214	23.347	171		15	0	1:37.706	49.685	116	24.581	212	23.440	170			
6	0	1:39.114	51.096	118	24.383	216	23.635	172		16	0	1:38.004	49.824	118	24.557	213	23.623	170			
7	0	1:37.541	49.395	119	24.334	214	23.812	170		17	0	1:38.144	50.056	118	24.527	213	23.561	170			
8	0	1:37.353	49.361	118	24.375	214	23.617	171		18	0	1:37.905	49.806	116	24.540	213	23.559	170			
9	0	1:38.036	49.888	117	24.461	213	23.687	170		19	0	1:38.023	49.790	117	24.541	213	23.692	170			
10	0	1:37.996	50.018	117	24.495	212	23.483	169		20	0	1:38.010	49.694	116	24.602	213	23.714	170			

19			Andersen, DNK(#1)															theoretical besttime: 1:34.526			
1	0	1:37.343	50.937	119	23.939	216	22.467	173		11	0	1:35.858	48.808	118	24.253	218	22.797	174			
2	0	1:35.002	48.360	121	23.907	218	22.735	173		12	0	1:37.020	49.358	116	24.334	219	23.328	173			
3	0	1:35.147	48.371	119	24.043	218	22.733	173		13	0	1:37.103	49.262	118	24.308	218	23.533	172			
4	0	1:34.844	48.216	120	23.843	219	22.785	173		14	0	1:37.743	49.593	117	24.503	216	23.647	173			
5	0	1:35.891	48.528	121	24.047	217	23.316	173		15	0	1:38.604	49.700	119	24.371	217	24.533	173			
6	0	1:36.045	48.980	119	24.068	218	22.997	173		16	0	1:37.632	49.722	117	24.344	219	23.566	174			
7	0	1:35.807	48.712	118	24.084	217	23.011	173		17	0	1:37.386	49.372	115	24.393	218	23.621	174			
8	0	1:35.695	48.684	120	24.081	218	22.930	173		18	0	1:37.546	49.560	115	24.327	218	23.659	173			
9	0	1:35.966	48.791	119	24.108	218	23.067	173		19	0	1:37.455	49.524	116	24.309	218	23.622	173			
10	0	1:35.755	48.847	119	24.087	218	22.821	173		20	0	1:38.077	49.665	117	24.387	218	24.025	153			

21			Ladniak, POL(#1)															theoretical besttime: 1:35.429			
1	0	1:43.421	55.473	120	24.247	224	23.701	177		11	0	1:38.124	50.574	119	24.097	224	23.453	175			
2	0	1:37.088	49.653	122	23.900	225	23.535	176		12	0	1:37.087	49.166	118	24.284	223	23.637	176			
3	0	1:36.228	48.957	121	23.831	225	23.440	177		13	0	1:36.861	49.126	119	24.235	223	23.500	175			
4	0	1:35.889	48.843	120	23.821	225	23.225	176		14	0	1:36.728	48.926	119	24.250	222	23.552	175			
5	0	1:36.274	48.960	121	23.941	225	23.373	177		15	0	1:37.093	49.253	118	24.262	223	23.578	175			
6	0	1:36.241	49.072	121	23.962	223	23.207	176		16	0	1:37.504	49.645	119	24.243	223	23.616	176			
7	0	1:36.724	49.072	120	24.018	225	23.634	176		17	0	1:37.774	49.431	118	24.395	224	23.948	177			
8	0	1:38.371	49.885	116	24.708	224	23.778	176		18	0	1:40.812	51.520	119	24.428	221	24.864	176			
9	0	1:36.770	49.165	118	24.132	225	23.473	176		19	0	1:37.839	49.692	117	24.483	223	23.664	174			
10	0	1:36.334	49.511	120	24.058	224	22.765	166		20	0	1:39.000	50.686	117	24.536	223	23.778	174			



ADAC TCR Germany

Sector List Race 1



Provisional

Reg. Nr.: R-12230/21

Nürburgring, Length: 3629m

Air temperature: 4.32°C

Track temperature: 4.2°C

Weather condition: Dry

Saturday, November 6, 2021 10:15:00

Lap Id	Time	SE1	SP1	SE2	SP2	SE3	SP3	TSP	Lap Id	Time	SE1	SP1	SE2	SP2	SE3	SP3	TSP
22 Jahr, DEU(#1)									theoretical besttime: 1:35.843								
1	0	1:41.385	53.998	121	24.277	218	23.110	174	11	0	1:37.053	49.465	118	24.341	217	23.247	173
2	0	1:36.379	49.304	120	24.105	218	22.970	174	12	0	1:37.171	49.505	119	24.445	218	23.221	172
3	0	1:35.988	48.889	120	24.125	218	22.974	174	13	0	1:36.935	49.252	118	24.423	217	23.260	173
4	0	1:36.406	49.162	119	24.056	219	23.188	174	14	0	1:37.190	49.339	120	24.554	218	23.297	172
5	0	1:36.294	49.300	120	24.096	219	22.898	173	15	0	1:38.330	49.699	119	24.460	219	24.171	173
6	0	1:36.393	49.117	120	24.278	217	22.998	174	16	0	1:37.697	49.804	118	24.459	218	23.434	173
7	0	1:36.642	49.386	118	24.312	217	22.944	173	17	0	1:39.344	50.286	118	24.680	218	24.378	172
8	0	1:36.979	49.488	118	24.563	217	22.928	174	18	0	1:38.147	49.887	119	24.637	217	23.623	173
9	0	1:36.885	49.537	118	24.271	218	23.077	173	19	0	1:39.781	50.058	118	24.902	221	24.821	170
10	0	1:36.922	49.367	119	24.425	218	23.130	173	20	0	1:39.243	50.846	114	24.739	219	23.658	171

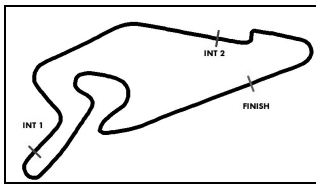
27 Karklys, LTU(#1)									theoretical besttime: 1:35.886								
1	0	1:43.064	54.929	121	24.476	222	23.659	176	11	0	1:36.850	49.543	119	24.215	219	23.092	174
2	0	1:36.872	49.650	121	24.094	221	23.128	174	12	0	1:36.271	48.929	120	24.234	218	23.108	174
3	0	1:36.203	49.075	121	24.074	221	23.054	175	13	0	1:36.404	49.029	120	24.317	219	23.058	175
4	0	1:36.044	48.875	120	24.034	221	23.135	174	14	0	1:36.686	48.882	121	24.437	218	23.367	174
5	0	1:36.109	49.005	121	24.127	220	22.977	175	15	0	1:37.606	49.406	118	24.413	219	23.787	171
6	0	1:36.184	48.883	121	24.153	220	23.148	175	16	0	1:37.422	49.674	120	24.484	219	23.264	175
7	0	1:36.843	49.248	120	24.266	219	23.329	174	17	0	1:39.209	50.146	119	24.499	219	24.564	169
8	0	1:38.277	50.375	117	24.622	221	23.280	175	18	0	1:38.286	50.424	118	24.385	219	23.477	175
9	0	1:37.190	49.196	120	24.448	221	23.546	175	19	0	1:39.330	49.809	121	24.793	221	24.728	172
10	0	1:37.106	49.280	119	24.231	219	23.595	173	20	0	1:39.886	51.507	118	24.625	221	23.754	173

33 Regensperger, DEU(#1)									theoretical besttime: 1:37.117								
1	0	1:44.697	55.954	119	24.468	221	24.275	175	5	0	1:37.521	49.310	120	24.182	219	24.029	174
2	0	1:38.927	50.106	121	24.780	221	24.041	174	6	0	1:37.816	49.455	121	24.090	219	24.271	172
3	0	1:37.817	49.645	120	24.093	220	24.079	175	7	0	1:52.235	49.955	119	24.690	201	37.590	54
4	0	1:37.519	49.375	120	24.427	220	23.717	174									

34 Sing, DEU(#1)									theoretical besttime: 1:35.442								
1	0	1:42.203	54.571	120	24.537	220	23.095	176	11	0	1:37.049	49.607	115	24.198	218	23.244	175
2	0	1:36.949	49.791	113	24.189	220	22.969	175	12	0	1:36.637	49.265	119	24.238	218	23.134	175
3	0	1:36.285	49.325	119	24.037	221	22.923	175	13	0	1:36.525	49.515	118	24.176	219	22.834	175
4	0	1:36.422	49.059	118	24.179	221	23.184	176	14	0	1:36.690	49.232	118	24.315	219	23.143	175
5	0	1:35.564	48.661	120	23.947	221	22.956	176	15	0	1:38.564	49.609	116	24.287	221	24.668	173
6	0	1:36.551	49.268	118	24.086	220	23.197	174	16	0	1:37.955	50.202	120	24.366	222	23.387	176
7	0	1:36.785	49.267	119	24.135	221	23.383	175	17	0	1:38.708	49.992	117	24.675	220	24.041	172
8	0	1:38.260	50.635	116	24.451	220	23.174	175	18	0	1:40.306	51.070	118	25.009	218	24.227	174
9	0	1:36.327	49.225	118	24.135	219	22.967	176	19	0	1:37.710	49.988	116	24.502	219	23.220	174
10	0	1:36.870	49.143	119	24.491	219	23.236	176	20	0	1:38.919	50.757	115	24.653	220	23.509	172

55 Fugel, DEU(#1)									theoretical besttime: 1:35.281								
1	0	1:38.389	51.443	120	23.827	222	23.119	175	11	0	1:36.972	49.411	115	24.185	220	23.376	173
2	0	1:35.384	48.419	122	23.825	221	23.140	173	12	0	1:37.253	49.328	118	24.204	219	23.721	172
3	0	1:35.619	48.715	120	23.867	221	23.037	175	13	0	1:38.089	50.274	115	24.288	219	23.527	173
4	0	1:37.074	49.598	119	23.998	221	23.478	174	14	0	1:37.502	49.337	119	24.263	219	23.902	173
5	0	1:36.338	48.868	121	24.045	220	23.425	173	15	0	1:37.781	49.869	116	24.414	219	23.498	173
6	0	1:36.083	48.767	119	24.079	220	23.237	174	16	0	1:37.437	49.356	117	24.307	219	23.774	172
7	0	1:36.529	48.961	121	24.089	219	23.479	173	17	0	1:38.342	50.155	117	24.451	219	23.736	172
8	0	1:36.266	48.840	119	24.128	219	23.298	174	18	0	1:41.379	52.390	118	24.624	218	24.365	173
9	0	1:36.550	49.048	120	24.163	219	23.339	174	19	0	1:37.964	49.904	117	24.367	219	23.693	173
10	0	1:36.680	48.988	116	24.246	219	23.446	173	20	0	1:37.657	49.539	119	24.376	219	23.742	173

88 Fugel, DEU(#1)									theoretical besttime: 1:34.793								
1	0	1:39.517	52.207	121	23.996	222	23.314	177	11	0	1:39.948	48.795	117	24.138	220	27.015	57
2	0	1:35.868	49.144	123	23.860	219	22.864	175	12	0	1:53.521	1:06.053	121	24.019	220	23.449	174
3	0	1:34.893	48.253	121	23.782	220	22.858	176	13	0	1:36.348	48.937	121	24.108	219	23.303	174
4	0	1:34.971	48.153	122	23.783	220	23.035	174	14	0	1:36.143	48.707	121	24.142	219	23.294	174
5	0	1:35.392	48.421	121	23.952	219	23.019	175	15	0	1:36.166	48.776	120	24.164	220	23.226	175
6	0	1:35.489	48.477	120	24.005	219	23.007	174	16	0	1:36.280	48.848	118	24.205	220	23.227	175



ADAC TCR Germany

Sector List Race 1

Provisional



Nürburgring, Length: 3629m

Air temperature: 4.32°C

Track temperature: 4.2°C

Weather condition: Dry

Reg. Nr.: R-12230/21

Saturday, November 6, 2021 10:15:00

Lap	Id	Time	SE1	SP1	SE2	SP2	SE3	SP3	TSP	Lap	Id	Time	SE1	SP1	SE2	SP2	SE3	SP3	TSP
7	0	1:35.641	48.531	120	23.987	219	23.123	174		17	0	1:37.260	48.793	120	24.318	221	24.149	175	
8	0	1:35.475	48.482	120	23.949	219	23.044	174		18	0	1:39.232	50.511	120	24.722	218	23.999	174	
9	0	1:35.748	48.602	120	24.040	220	23.106	174		19	0	1:37.734	49.361	118	24.302	220	24.071	174	
10	0	1:36.480	48.933	120	24.097	220	23.450	174		20	0	1:36.758	49.108	119	24.307	219	23.343	174	

97 Gruber, AUT(#1)

theoretical besttime: 1:35.540

1	0	1:39.977	52.689	120	23.983	221	23.305	176		11	0	1:36.774	49.191	115	24.233	220	23.350	173	
2	0	1:36.026	49.090	121	23.953	220	22.983	174		12	0	1:37.133	49.303	117	24.306	220	23.524	173	
3	0	1:35.579	48.653	121	23.992	219	22.934	175		13	0	1:38.255	50.294	111	24.487	219	23.474	173	
4	0	1:35.720	48.737	118	23.987	220	22.996	174		14	0	1:37.458	49.525	116	24.320	220	23.613	172	
5	0	1:35.912	48.731	120	24.132	219	23.049	174		15	0	1:37.801	49.795	115	24.529	219	23.477	173	
6	0	1:36.253	48.886	120	24.110	219	23.257	174		16	0	1:37.545	49.496	115	24.447	219	23.602	173	
7	0	1:36.245	48.943	116	24.130	219	23.172	174		17	0	1:38.188	49.900	116	24.701	218	23.587	172	
8	0	1:37.103	48.933	117	24.985	219	23.185	174		18	0	1:41.360	52.334	115	24.607	219	24.419	172	
9	0	1:36.406	48.923	120	24.215	219	23.268	174		19	0	1:38.308	50.122	114	24.535	220	23.651	173	
10	0	1:36.243	48.883	118	24.201	220	23.159	175		20	0	1:37.778	49.564	116	24.561	219	23.653	172	