



ADAC TCR Germany Testday



Sector List Session 1

Provisional

Sachsenring, Length: 3645m

Air temperature: 16.63°C

Track temperature: 16.79°C

Weather condition: Wet

DMSB Reg. Nr.:

Friday, September 7, 2018 9:15:00

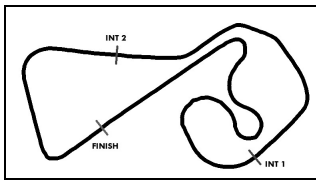
Lap	Time	SE1	SP1	SE2	SP2	SE3	SP3	TSP	Lap	Time	SE1	SP1	SE2	SP2	SE3	SP3	TSP
3	Jordan, DEU								theoretical besttime: 1:38.179								
1	1:53.611	1:03.283		23.449		26.879	149		10	1:39.207	50.450		22.456		26.301	147	194
2	1:38.548	50.371		22.297		25.880	148	194	11	1:38.981	50.311		22.395		26.275	145	194
3	1:39.692	51.087		22.682		25.923	148	194	12	1:43.084	50.909		22.222		29.953	49	194
4	1:42.896	50.222		26.554		26.120	146	194	13	5:11.721	4:23.175		22.542		26.004	148	
5	1:45.923	50.487		22.841		32.595	35	194	14	1:39.256	50.836		22.541		25.879	148	195
6	5:34.705	4:45.861		22.691		26.153	148		15	2:04.401	1:14.417		23.936		26.048	148	194
7	1:44.478	50.078		22.290		32.110	34	194	16	1:39.875	50.472		22.869		26.534	145	194
8	11:09.651	10:19.169		23.505		26.977	147		17	1:38.854	50.483		22.338		26.033	148	193
9	1:39.377	50.893		22.524		25.960	148	194									

4	Seyffert, DEU								theoretical besttime: 1:38.917								
1	2:24.769	1:29.772		26.062		28.935	145		10	1:41.034	51.327		22.800		26.907	143	196
2	1:45.040	53.610		24.447		26.983	149	193	11	1:43.848	54.840		22.611		26.397	149	177
3	1:42.033	52.237		23.535		26.261	146	195	12	1:39.779	50.849		22.670		26.260	148	196
4	1:41.760	51.613		23.271		26.876	150	193	13	1:39.733	50.920		22.476		26.337	150	196
5	1:42.091	52.289		23.097		26.705	147	196	14	1:47.070	50.753		23.789		32.528	36	196
6	1:41.076	51.379		23.093		26.604	148	194	15	4:22.583	3:33.705		22.955		25.923	151	
7	1:41.576	51.525		23.230		26.821	147	194	16	1:41.672	50.941		23.984		26.747	151	197
8	1:46.872	51.822		24.218		30.832	49	194	17	1:39.452	50.847		22.241		26.364	149	196
9	13:26.472	12:33.536		26.010		26.926	150		18	1:42.153	52.610		23.362		26.181	149	195

5	Morgan, GBR								theoretical besttime: 1:38.351								
1	3:28.992	2:35.870		25.662		27.460	150		11	1:38.940	50.513		22.379		26.048	147	197
2	1:50.704	53.377		24.755		32.572	31	170	12	1:39.045	50.729		22.357		25.959	150	197
3	4:04.081	3:13.868		23.580		26.633	151		13	1:38.698	50.284		22.415		25.999	150	197
4	1:41.735	52.303		23.365		26.067	151	198	14	1:38.980	50.616		22.409		25.955	149	196
5	1:39.651	50.807		22.786		26.058	151	199	15	1:39.719	50.716		22.395		26.608	149	196
6	1:40.417	51.192		22.941		26.284	149	197	16	1:38.777	50.589		22.430		25.758	150	197
7	1:47.899	51.929		22.865		33.105	37	197	17	1:41.418	53.042		22.563		25.813	148	196
8	11:25.903	10:37.314		22.570		26.019	150		18	1:38.943	50.604		22.351		25.988	148	196
9	1:39.037	50.691		22.369		25.977	148	197	19	1:39.420	50.964		22.639		25.817	151	196
10	1:39.176	50.754		22.309		26.113	150	196									

7	Halder, DEU								theoretical besttime: 1:36.701								
1	2:59.799	2:08.521		22.961		28.317	145		10	1:37.107	49.688		21.813		25.606	149	193
2	1:39.347	50.848		22.749		25.750	150	192	11	1:42.912	49.649		22.063		31.200	47	194
3	1:37.111	49.730		21.718		25.663	149	193	12	4:17.518	3:28.226		23.156		26.136	151	
4	1:37.170	50.058		21.536		25.576	151	193	13	1:38.662	50.477		22.264		25.921	148	193
5	1:37.265	49.827		21.884		25.554	150	194	14	1:37.614	49.742		22.170		25.702	149	193
6	1:44.581	49.611		22.409		32.561	50	194	15	1:38.008	50.242		22.130		25.636	150	195
7	15:53.491	15:04.760		22.625		26.106	149		16	1:38.151	49.738		22.366		26.047	151	195
8	1:37.751	50.162		21.952		25.637	150	194	17	1:38.642	49.765		22.884		25.993	143	196
9	1:38.219	50.130		22.399		25.690	149	194									

8	Engstler, DEU								theoretical besttime: 1:36.882								
1	1:47.122	58.289		23.180		25.653	148		10	1:37.985	49.978		22.096		25.911	144	192
2	1:37.263	49.611		22.204		25.448	145	193	11	1:37.616	49.860		21.823		25.933	144	192
3	1:37.589	50.017		22.003		25.569	145	192	12	1:38.097	49.981		22.066		26.050	142	193
4	1:38.566	50.230		22.506		25.830	146	192	13	1:41.118	49.918		22.161		29.039	58	193
5	1:38.551	50.443		22.074		26.034	147	194	14	3:29.702	2:40.779		22.678		26.245	147	
6	1:42.477	50.275		21.987		30.215	57	193	15	1:37.854	49.964		22.098		25.792	147	193
7	6:02.632	5:08.384		22.084		32.164	42		16	1:37.472	49.649		21.984		25.839	146	194
8	10:58.083	10:10.118		22.307		25.658	147		17	1:37.931	50.001		22.017		25.913	150	193
9	1:37.839	50.017		21.919		25.903	143	193	18	1:47.129	53.659		22.862		30.608	55	195



ADAC TCR Germany Testday



Sector List Session 1

Provisional

Sachsenring, Length: 3645m
 Air temperature: 16.63°C
 Track temperature: 16.79°C
 Weather condition: Wet

DMSB Reg. Nr.:

Friday, September 7, 2018 9:15:00

Lap	Time	SE1	SP1	SE2	SP2	SE3	SP3	TSP	Lap	Time	SE1	SP1	SE2	SP2	SE3	SP3	TSP
10 Leuchter, DEU									theoretical besttime: 1:37.266								
1	2:17.188	1:26.049		24.036		27.103	148		10	1:38.153	49.857		22.549		25.747	149	196
2	1:39.001	51.234		22.097		25.670	150	194	11	1:38.032	50.135		22.050		25.847	150	197
3	1:38.923	50.800		21.927		26.196	146	196	12	1:42.248	50.283					41	196
4	1:37.900	50.178		21.831		25.891	150	193	13	3:49.604	3:01.202		22.317		26.085	147	
5	1:38.765	50.247		22.582		25.936	144	197	14	1:38.824	50.148		22.532		26.144	148	194
6	1:42.636	50.175		22.484		29.977	49	194	15	1:40.110	51.082		22.699		26.329	148	196
7	16:52.541	16:04.465		22.330		25.746	149		16	1:38.842	50.384		22.375		26.083	148	196
8	1:38.222	49.765		22.395		26.062	147	194	17	1:38.399	50.185		22.186		26.028	148	196
9	1:37.975	50.002		22.261		25.712	149	195									

Lap	Time	SE1	SP1	SE2	SP2	SE3	SP3	TSP	Lap	Time	SE1	SP1	SE2	SP2	SE3	SP3	TSP
11 Wankmüller, DEU									theoretical besttime: 1:38.036								
1	2:44.149	1:47.943		28.406		27.800	146		10	1:38.608	50.433		22.308		25.867	149	200
2	1:45.378	52.566		26.211		26.601	152	196	11	1:39.539	50.943		22.545		26.051	150	200
3	1:40.664	51.012		23.486		26.166	151	200	12	1:38.129	50.169		22.193		25.767	148	200
4	1:39.738	50.419		23.362		25.957	149	200	13	1:38.641	50.401		22.333		25.907	145	195
5	1:39.351	50.162		23.304		25.885	151	200	14	1:44.386	50.559		23.497		30.330	37	198
6	1:49.417	50.462		24.523		34.432	41	201	15	5:52.627	5:04.424		22.369		25.834	152	
7	3:17.667	2:28.948		22.820		25.899	150		16	1:48.193	1:00.162		22.309		25.722	150	200
8	1:55.599	50.432		22.834		42.333	35	197	17	1:38.269	50.395		22.189		25.685	148	200
9	10:59.735	10:09.718		22.386		27.631	151										

Lap	Time	SE1	SP1	SE2	SP2	SE3	SP3	TSP	Lap	Time	SE1	SP1	SE2	SP2	SE3	SP3	TSP
14 Langeveld, NLD									theoretical besttime: 1:38.376								
1	2:24.066	1:28.033		26.604		29.429	120		8	1:38.559	50.356		22.371		25.832	146	193
2	1:59.217	58.657		30.748		29.812	148	125	9	1:46.456	50.644		22.486		33.326	45	193
3	1:54.332	57.742		27.197		29.393	149	178	10	8:24.538	7:36.230		22.659		25.649	146	
4	1:39.829	50.897		22.903		26.029	148	195	11	1:38.908	50.472		22.645		25.791	147	192
5	1:39.804	51.000		22.621		26.183	143	193	12	1:44.272	52.067		22.942		29.263	57	194
6	1:49.590	51.314		23.159		35.117	34	192	13	3:07.116	2:18.935		22.459		25.722	146	
7	15:58.555	15:09.726		23.001		25.828	146										

Lap	Time	SE1	SP1	SE2	SP2	SE3	SP3	TSP	Lap	Time	SE1	SP1	SE2	SP2	SE3	SP3	TSP
17 Preisig, CHE									theoretical besttime: 1:38.965								
1	3:04.154	1:59.019		31.007		34.128	145		11	1:40.927	51.776		23.214		25.937	152	167
2	1:50.123	56.485		25.439		28.199	149	144	12	1:39.683	50.577		22.975		26.131	153	200
3	1:45.433	53.745		24.818		26.870	152	196	13	1:40.048	50.452		23.509		26.087	152	200
4	1:43.428	52.773		24.123		26.532	153	198	14	1:39.215	50.263		23.164		25.788	152	199
5	1:41.300	51.383		23.575		26.342	150	200	15	1:40.095	50.322		22.914		26.859	153	198
6	1:41.436	51.063		23.800		26.573	151	199	16	1:41.359	51.703		23.652		26.004	151	196
7	1:47.336	51.325		23.795		32.216	42	198	17	1:41.410	52.167		23.109		26.134	151	199
8	13:45.985	12:53.991		24.952		27.042	150		18	1:39.774	50.398		23.273		26.103	151	199
9	1:41.077	51.176		23.534		26.367	148	198	19	1:55.921	56.344		26.285		33.292	47	197
10	1:42.190	51.576		23.499		27.115	150	197									

Lap	Time	SE1	SP1	SE2	SP2	SE3	SP3	TSP	Lap	Time	SE1	SP1	SE2	SP2	SE3	SP3	TSP
19 Hesse, DEU									theoretical besttime: 1:38.184								
1	2:19.468	1:27.236		24.257		27.975	150		10	1:38.680	50.258		22.496		25.926	148	194
2	1:40.426	51.282		22.749		26.395	148	194	11	1:38.501	49.976		22.575		25.950	146	195
3	1:45.108	52.836		24.581		27.691	148	196	12	1:38.959	50.119		22.580		26.260	147	196
4	1:39.674	50.348		23.109		26.217	147	195	13	1:44.080	50.577		23.716		29.787	53	194
5	1:39.667	50.457		23.218		25.992	144	195	14	3:35.449	2:46.742		22.818		25.889	149	
6	1:45.451	51.033		23.385		31.033	51	194	15	1:39.526	50.834		22.502		26.190	149	196
7	16:48.127	15:59.418		22.712		25.997	147		16	1:39.336	50.608		22.585		26.143	149	197
8	1:38.726	50.411		22.468		25.847	144	194	17	1:39.157	50.461		22.637		26.059	148	196
9	1:38.799	50.368		22.691		25.740	148	193									

Lap	Time	SE1	SP1	SE2	SP2	SE3	SP3	TSP	Lap	Time	SE1	SP1	SE2	SP2	SE3	SP3	TSP
22 Proczyk, AUT									theoretical besttime: 1:37.753								
1	2:03.666	1:12.723		24.164		26.779	149		10	1:37.910	49.802		22.343		25.765	152	198
2	1:39.989	51.423		22.486		26.080	148	195	11	1:38.187	49.906		22.381		25.900	149	197
3	1:39.265	51.091		22.326		25.848	148	197	12	1:38.365	50.135		22.321		25.909	149	197
4	1:38.247	50.172		22.186		25.889	151	197	13	1:43.931	50.046		22.459		31.426	34	197
5	1:38.709	50.071		22.837		25.801	150	198	14	3:59.720	3:09.460		23.290		26.970	151	
6	1:38.446	50.265		22.384		25.797	150	198	15	1:38.244	50.002		22.360		25.882	149	198

ver: 1.0

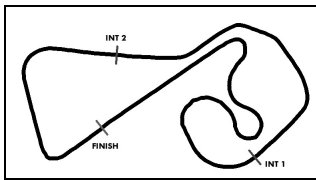
www.adac.de/motorsport

Page 2 / 6 printed: 7.9.2018 10:02



ADAC Vorteilsprogramm





ADAC TCR Germany Testday



Sector List Session 1

Provisional

Sachsenring, Length: 3645m
Air temperature: 16.63°C
Track temperature: 16.79°C
Weather condition: Wet

DMSB Reg. Nr.:

Friday, September 7, 2018 9:15:00

Lap	Time	SE1	SP1	SE2	SP2	SE3	SP3	TSP	Lap	Time	SE1	SP1	SE2	SP2	SE3	SP3	TSP
7	1:45.741	50.669		22.813		32.259	36	197	16	1:38.059	49.863		22.343		25.853	150	198
8	15:18.072	14:29.601		22.597		25.874	149		17	1:45.298	50.171		22.455		32.672	35	198
9	1:38.567	50.239		22.324		26.004	150	197									

23 Steibel, DEU

theoretical besttime: 1:37.914

1	2:04.523	1:12.368		25.370		26.785	145		12	1:40.240	51.661		22.856		25.723	145	190
2	1:42.676	52.777		23.758		26.141	146	190	13	1:40.144	50.967		23.347		25.830	144	192
3	1:43.111	52.847		24.178		26.086	147	192	14	1:39.461	50.987		22.721		25.753	146	192
4	1:41.915	52.220		23.605		26.090	147	192	15	1:39.022	51.049		22.413		25.560	148	192
5	1:40.673	52.172		22.706		25.795	144	192	16	1:39.093	50.408		22.560		26.125	145	193
6	1:40.557	50.842		23.751		25.964	147	193	17	1:38.581	50.556		22.350		25.675	144	192
7	1:42.280	51.213		24.774		26.293	145	193	18	1:38.367	50.004		22.629		25.734	143	192
8	1:41.776	51.749		24.017		26.010	146	191	19	1:43.203	52.497		22.916		27.790	148	191
9	1:47.105	52.346		23.210		31.549	48	192	20	1:39.372	50.601		22.704		26.067	149	194
10	12:07.536	11:13.810		26.280		27.446	143		21	1:48.997	53.294		26.941		28.762	129	186
11	1:40.814	51.722		22.518		26.574	144	191									

27 Coicaud, FRA

theoretical besttime: 1:37.269

1	1:58.173	58.034		25.083		35.056	144		10	11:35.446	10:45.921		22.612		26.913	140	
2	1:44.326	53.033		23.816		27.477	148	189	11	1:40.584	51.422		22.632		26.530	147	192
3	1:41.950	52.918		22.813		26.219	147	196	12	1:41.155	51.353		23.548		26.254	147	194
4	1:40.347	51.316		22.515		26.516	149	193	13	1:39.334	51.006		22.297		26.031	147	194
5	1:40.215	50.941		23.086		26.188	149	195	14	1:39.344	50.826		22.386		26.132	148	193
6	1:40.723	51.232		23.298		26.193	148	195	15	1:42.663	51.277		22.384		29.002	57	194
7	1:39.863	50.632		22.903		26.328	148	194	16	6:28.185	5:39.922		22.260		26.003	150	
8	1:39.882	50.690		22.720		26.472	149	194	17	1:37.482	50.273		21.648		25.561	148	193
9	1:43.497	51.123		22.546		29.828	57	193	18	1:37.735	50.060		22.101		25.574	149	194

28 Eberle, CHE

theoretical besttime: 1:36.463

1	3:08.032	1:55.763		30.190		42.079	42		10	1:37.812	50.013		21.975		25.824	148	196
2	3:18.651	2:26.913		24.123		27.615	151		11	1:37.290	49.629		22.009		25.652	147	196
3	1:39.354	51.048		22.202		26.104	147	196	12	1:37.494	49.676		21.983		25.835	145	196
4	1:37.611	50.287		21.603		25.721	145	196	13	1:36.820	49.513		21.960		25.347	144	195
5	1:38.646	50.279		22.340		26.027	148	194	14	1:49.082	50.962		24.932		33.188	49	196
6	1:42.831	50.405		22.192		30.234	49	194	15	3:51.043	3:02.137		23.182		25.724	144	
7	4:37.035	3:01.551		44.180		51.304	32		16	1:36.981	49.707		21.894		25.380	149	194
8	10:16.796	9:15.907		33.134		27.755	148		17	1:37.745	49.842		22.247		25.656	145	197
9	1:38.130	50.400		22.100		25.630	150	194									

29 Kuusiniemi, FIN

theoretical besttime: 1:39.132

1	2:49.947	1:44.252		32.726		32.969	113		12	1:40.479	51.247		22.784		26.448	147	194
2	1:56.905	59.495		27.800		29.610	148	141	13	1:39.247	50.665		22.560		26.022	146	194
3	1:47.898	53.412		27.102		27.384	150	193	14	1:39.795	50.780		22.766		26.249	149	194
4	1:45.157	53.039		25.177		26.941	150	196	15	1:39.507	50.757		22.715		26.035	149	196
5	1:41.812	51.313		23.930		26.569	149	196	16	1:50.039	51.638		31.619		26.782	150	194
6	1:44.684	52.480		24.693		27.511	150	195	17	1:40.371	50.558		22.792		27.021	150	197
7	1:42.134	51.493		23.916		26.725	148	196	18	1:39.409	50.550		22.575		26.284	148	197
8	1:41.168	51.355		23.569		26.244	150	195	19	1:39.687	50.662		22.875		26.150	148	195
9	2:30.353	56.657		43.673		50.023	35	195	20	1:40.392	50.974		23.154		26.264	149	196
10	10:14.083	9:21.243		26.577		26.263	148		21	1:39.771	50.672		22.818		26.281	147	196
11	1:40.530	51.448		22.989		26.093	148	194									

30 Buri, FIN

theoretical besttime: 1:38.547

1	2:11.185	1:19.838		24.479		26.868	144		9	1:39.154	50.497		22.572		26.085	147	196
2	1:44.412	54.285		23.779		26.348	144	194	10	1:39.125	50.523		22.422		26.180	148	195
3	1:40.835	52.616		22.408		25.811	149	162	11	1:39.092	50.440		22.755		25.897	148	196
4	1:39.325	50.816		22.496		26.013	149	195	12	1:39.145	50.671		22.512		25.962	144	196
5	1:39.723	51.043		22.767		25.913	148	196	13	1:39.048	50.578		22.659		25.811	147	194
6	1:45.630	51.502		22.858		31.270	39	196	14	1:43.733	50.664		22.708		30.361	47	196
7	17:50.818	17:02.048		22.758		26.012	147		15	3:48.361	3:00.254		22.307		25.800	147	
8	1:39.433	50.986		22.434		26.013	148	194	16	1:38.932	50.692		22.334		25.906	147	196

ver: 1.0

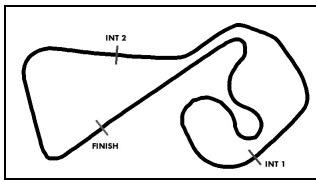
www.adac.de/motorsport

Page 3/ 6 printed: 7.9.2018 10:02



ADAC Vorteilsprogramm





ADAC TCR Germany Testday



Sector List Session 1

Provisional

Sachsenring, Length: 3645m
 Air temperature: 16.63°C
 Track temperature: 16.79°C
 Weather condition: Wet

DMSB Reg. Nr.:

Friday, September 7, 2018 9:15:00

Lap	Time	SE1	SP1	SE2	SP2	SE3	SP3	TSP	Lap	Time	SE1	SP1	SE2	SP2	SE3	SP3	TSP
33	Reynolds, CHE								theoretical besttime: 1:46.379								
1	2:49.427	1:43.036		32.578		33.813	118		11	1:51.332	57.042		25.914		28.376	135	194
2	2:03.477	1:02.757		30.857		29.863	143	160	12	1:52.439	56.141		26.948		29.350	146	188
3	1:56.497	1:00.100		27.918		28.479	144	183	13	1:49.826	55.496		26.631		27.699	142	196
4	1:53.095	57.865		28.028		27.202	144	194	14	1:48.161	55.405		26.085		26.671	148	193
5	1:56.231	57.598		28.649		29.984	143	195	15	1:50.051	55.757		25.778		28.516	143	196
6	1:54.667	57.918		28.573		28.176	146	195	16	1:49.566	55.115		27.247		27.204	147	195
7	1:50.282	56.603		26.381		27.298	143	191	17	1:50.949	57.144		26.577		27.228	145	196
8	2:03.500	56.647		26.021		40.832	38	189	18	1:47.785	54.818		24.890		28.077	146	195
9	11:28.405	10:30.665		29.379		28.361	147		19	1:55.778	55.990		28.731		31.057	117	196
10	1:51.244	56.899		26.750		27.595	144	183									

39	Thoma, CHE								theoretical besttime: 1:38.773								
1	2:18.016	1:26.827		24.040		27.149	148		11	1:40.267	51.558		22.409		26.300	145	193
2	1:41.313	52.177		22.693		26.443	148	196	12	1:39.738	51.177		22.500		26.061	145	194
3	1:40.037	51.462		22.387		26.188	149	196	13	1:40.151	51.348		22.446		26.357	144	193
4	1:39.310	51.080		22.257		25.973	150	196	14	1:39.877	50.989		22.357		26.531	147	194
5	1:39.516	50.998		22.268		26.250	147	196	15	1:45.091	50.817		22.675		31.599	52	196
6	1:39.445	51.091		22.381		25.973	146	195	16	3:38.234	2:49.338		22.677		26.219	150	
7	1:39.625	51.347		22.387		25.891	146	194	17	1:39.577	50.625		22.785		26.167	149	196
8	1:40.098	50.814		22.952		26.332	138	194	18	1:39.551	50.740		22.459		26.352	147	196
9	1:43.167	50.953		22.421		29.793	57	191	19	1:39.695	50.893		22.356		26.446	148	196
10	11:48.911	11:00.193		22.294		26.424	145		20	1:39.865	51.363		22.370		26.132	147	196

41	Kirsch, DEU								theoretical besttime: 1:41.278								
1	2:58.169	2:01.669		26.821		29.679	145		4	1:42.198	51.757		23.285		27.156	143	190
2	2:05.988	58.374		30.688		36.926	146	189	5	1:41.620	51.645		23.240		26.735	144	190
3	1:42.624	51.303		24.229		27.092	147	192	6	1:47.182	51.899		23.777		31.506	35	190

42	Niedertscheider, AUT								theoretical besttime: 1:37.710								
1	5:35.241	4:34.725		28.865		31.651	140		10	1:38.531	49.989		22.777		25.765	148	193
2	1:54.675	58.406		26.891		29.378	143	184	11	1:39.873	51.167		22.708		25.998	149	195
3	1:50.216	56.684		25.789		27.743	143	192	12	1:38.330	49.785		22.561		25.984	150	197
4	1:53.078	55.667		25.884		31.527	58	192	13	1:38.582	50.221		22.665		25.696	148	196
5	3:40.094	2:51.136		22.959		25.999	148		14	1:39.147	49.968		22.616		26.563	148	195
6	2:23.437	50.167		38.188		55.082	40	196	15	1:39.832	50.018		22.229		27.585	149	194
7	10:06.721	9:18.137		22.713		25.871	145		16	1:39.016	50.708		22.310		25.998	149	195
8	1:38.630	50.397		22.388		25.845	148	195	17	1:43.350	50.800		22.681		29.869	56	195
9	1:40.004	50.529		22.789		26.686	145	195									

47	Kankkunen, FIN								theoretical besttime: 1:38.558								
1	1:53.278	1:01.990		24.103		27.185	135		11	1:42.927	53.578		22.616		26.733	149	194
2	1:40.946	52.540		22.379		26.027	150	176	12	1:39.113	50.740		22.248		26.125	149	196
3	1:40.457	51.703		22.542		26.212	150	196	13	1:39.027	50.403		22.379		26.245	147	197
4	1:43.511	50.727		22.710		30.074	55	196	14	1:49.457	50.992		32.253		26.212	150	196
5	3:53.467	3:04.736		22.802		25.929	150		15	1:55.350	50.416		33.419		31.515	47	196
6	1:39.955	50.575		22.942		26.438	148	196	16	3:41.311	2:52.029		22.876		26.406	151	
7	1:39.029	50.534		22.331		26.164	148	196	17	1:39.155	50.416		22.405		26.334	151	198
8	1:39.469	50.623		22.226		26.620	108	196	18	1:39.705	50.498		22.318		26.889	150	198
9	3:09.022	1:23.566		47.981		57.475	41	79	19	1:40.010	50.619		22.978		26.413	149	198
10	8:08.206	7:19.347		22.727		26.132	148		20	1:40.909	50.656		23.819		26.434	134	198

53	Halder, DEU								theoretical besttime: 1:37.281								
1	3:01.036	1:59.857		28.322		32.857	143		11	1:53.853	1:01.391		26.255		26.207	150	131
2	1:48.891	54.949		25.958		27.984	145	188	12	1:39.507	50.457		23.203		25.847	149	199
3	1:41.682	51.804		23.742		26.136	151	196	13	1:38.559	50.216		22.435		25.908	152	198
4	1:41.258	51.600		23.352		26.306	152	198	14	1:38.096	50.065		22.485		25.546	154	200
5	1:39.965	50.213		23.718		26.034	153	199	15	1:37.388	49.578		22.333		25.477	153	199
6	1:39.153	50.264		22.970		25.919	151	199	16	1:37.554	49.471		22.352		25.731	153	199
7	1:39.035	50.315		23.047		25.673	153	200	17	1:38.225	49.799		22.538		25.888	152	199
8	1:38.598	50.245		22.519		25.834	151	200	18	1:38.180	49.880		22.464		25.836	153	199

ver: 1.0

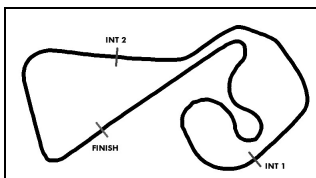
www.adac.de/motorsport

Page 4/ 6 printed: 7.9.2018 10:02



ADAC Vorteilsprogramm





ADAC TCR Germany Testday



Sector List Session 1

Provisional

Sachsenring, Length: 3645m

Air temperature: 16.63°C

Track temperature: 16.79°C

Weather condition: Wet

DMSB Reg. Nr.:

Friday, September 7, 2018 9:15:00

Lap	Time	SE1	SP1	SE2	SP2	SE3	SP3	TSP	Lap	Time	SE1	SP1	SE2	SP2	SE3	SP3	TSP
9	2:24.968	49.918		39.258		55.792	43	198	19	1:38.050	49.582		22.549		25.919	153	201
10	10:50.079	9:55.361		25.062		29.656	146		20	1:51.816	51.874		24.878		35.064	46	200

54 Reicher, AUT

theoretical besttime: 1:37.700

1	3:07.753	2:17.457		23.907		26.389	148		11	1:39.119	50.779		22.522		25.818	149	194
2	1:42.632	51.826		23.919		26.887	148	193	12	1:40.541	51.390		23.000		26.151	148	195
3	1:41.612	51.778		23.812		26.022	150	195	13	1:38.895	50.782		22.328		25.785	147	194
4	1:38.868	50.426		22.725		25.717	149	197	14	1:40.428	52.189		22.390		25.849	150	159
5	1:38.494	49.990		22.640		25.864	150	196	15	1:39.981	50.924		23.337		25.720	149	197
6	1:41.263	52.307		23.122		25.834	148	196	16	1:42.872	50.975		22.653		29.244	57	196
7	1:39.368	50.954		22.818		25.596	148	196	17	3:58.690	3:10.462		22.485		25.743	149	
8	1:38.821	50.673		22.407		25.741	148	196	18	1:39.016	50.734		22.318		25.964	148	196
9	2:20.213	50.372		37.545		52.296	44	195	19	1:38.670	50.683		22.114		25.873	149	196
10	11:08.291	10:19.295		22.947		26.049	149										

55 Fugel, DEU

theoretical besttime: 1:38.598

1	3:05.594	2:06.350		24.071		35.173	40		11	1:39.025	50.434		22.317		26.274	147	193
2	4:23.337	3:33.847		22.702		26.788	147		12	1:39.575	50.577		22.590		26.408	150	194
3	1:39.493	50.556		22.554		26.383	150	193	13	1:40.870	52.346		22.392		26.132	149	195
4	1:39.481	50.722		22.425		26.334	150	195	14	1:38.626	50.297		22.195		26.134	146	195
5	1:39.587	50.271		22.899		26.417	151	196	15	1:41.006	50.336		24.296		26.374	150	194
6	1:40.018	50.697		22.727		26.594	148	195	16	1:56.857	50.390		22.429		44.038	53	194
7	1:40.461	50.447		22.614		27.400	103	194	17	1:44.328	55.724		22.382		26.222	148	166
8	3:07.300	1:21.791		49.233		56.276	36	131	18	1:39.685	51.111		22.419		26.155	149	194
9	9:08.102	8:16.628		23.341		28.133	141		19	1:39.497	50.350		22.368		26.779	144	195
10	1:39.498	50.660		22.535		26.303	147	186									

60 Prattes, DEU

theoretical besttime: 1:40.391

1	2:29.329	1:32.432		28.646		28.251	148		6	1:57.662	1:07.154		24.080		26.428	147	196
2	1:48.939	54.633		27.031		27.275	150	164	7	1:42.426	51.412		24.432		26.582	148	196
3	1:45.587	53.113		25.249		27.225	149	196	8	1:44.308	54.780		23.231		26.297	148	195
4	1:43.210	52.422		24.291		26.497	151	196	9	10:16.670	8:38.579		44.137		53.954	31	196
5	1:41.087	50.863		23.902		26.322	150	198	10								

77 Häußermann, DEU

theoretical besttime: 1:37.596

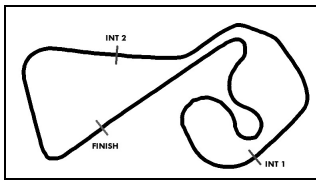
1	2:01.557	1:09.551		24.738		27.268	148		11	1:37.886	49.839		22.148		25.899	145	195
2	1:40.486	51.218		22.859		26.409	148	192	12	1:37.983	50.112		22.119		25.752	149	193
3	1:38.592	50.661		22.170		25.761	148	194	13	1:38.703	49.972		22.084		26.647	151	195
4	1:38.070	50.237		22.160		25.673	148	194	14	1:43.012	50.043		22.303		30.666	44	197
5	1:38.592	50.367		22.381		25.844	149	196	15	4:23.207	3:34.561		22.465		26.181	147	
6	1:38.721	50.217		22.477		26.027	147	196	16	1:38.167	50.006		22.279		25.882	150	194
7	1:44.213	50.462		23.415		30.336	55	194	17	1:39.221	50.242		22.736		26.243	149	195
8	4:15.898	3:17.809		22.632		35.457	40		18	1:38.257	50.091		22.102		26.064	149	196
9	10:47.961	9:59.746		22.213		26.002	141		19	1:38.918	50.112		22.494		26.312	147	196
10	1:38.781	50.557		22.372		25.852	148	191									

88 Fugel, DEU

theoretical besttime: 1:37.458

1	2:45.343	1:49.059		27.970		28.314	148		11	1:38.656	50.350		22.204		26.102	148	194
2	1:42.158	51.559		24.389		26.210	150	192	12	1:44.660	56.277		22.261		26.122	149	194
3	1:39.355	51.181		22.441		25.733	149	193	13	1:38.561	50.155		22.256		26.150	150	193
4	1:38.463	49.774		22.626		26.063	148	193	14	1:38.927	50.164		22.604		26.159	148	193
5	1:38.921	50.050		22.574		26.297	148	192	15	1:38.381	50.149		22.320		25.912	149	193
6	1:39.132	50.323		22.708		26.101	148	193	16	1:37.756	49.644		22.081		26.031	147	193
7	1:42.676	50.238		22.497		29.941	46	193	17	1:44.368	50.681		23.269		30.418	50	193
8	5:12.878	3:37.344		46.381		49.153	47		18	3:43.400	2:55.198		22.278		25.924	148	
9	9:14.459	8:25.772		22.553		26.134	147		19	1:38.020	50.102		22.089		25.829	147	193
10	1:38.081	50.043		22.147		25.891	148	193									





ADAC TCR Germany Testday

Sector List Session 1



Provisional

Sachsenring, Length: 3645m
 Air temperature: 16.63°C
 Track temperature: 16.79°C
 Weather condition: Wet

DMSB Reg. Nr.:

Friday, September 7, 2018 9:15:00

Lap	Time	SE1	SP1	SE2	SP2	SE3	SP3	TSP	Lap	Time	SE1	SP1	SE2	SP2	SE3	SP3	TSP
99 Sandberg, NLD									theoretical besttime: 1:42.198								
1	2:51.428	1:49.866		30.475		31.087	123		10	1:47.258	53.699		26.225		27.334	149	193
2	1:59.781	1:01.661		27.681		30.439	145	153	11	1:46.019	54.245		25.124		26.650	147	191
3	1:52.257	57.933		26.620		27.704	148	182	12	1:44.784	52.821		25.282		26.681	147	192
4	1:52.313	57.045		26.909		28.359	148	179	13	1:43.468	53.086		23.887		26.495	148	191
5	1:53.539	57.981		27.743		27.815	147	186	14	1:43.533	52.375		24.220		26.938	144	195
6	1:49.677	54.887		26.925		27.865	146	177	15	1:43.184	53.066		23.725		26.393	146	191
7	1:54.180	54.849		26.553		32.778	47	183	16	1:43.358	53.381		23.583		26.394	145	177
8	13:52.255	12:53.715		27.646		30.894	131		17	1:43.063	52.552		23.976		26.535	146	194
9	1:47.639	55.659		25.231		26.749	147	167	18	1:48.040	52.222		23.803		32.015	35	194