



# ADAC TCR Germany Testday



## Sector List Session 1

Provisional

Nürburgring, Length: 3629m

Air temperature: 30.11°C

Track temperature: 34.21°C

Weather condition: Dry

**DMSB** Reg. Nr.:

Thursday, August 2, 2018 17:10:00

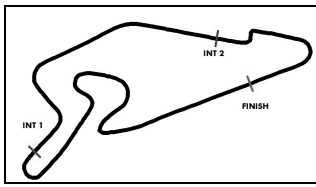
Lap	Time	SE1	SP1	SE2	SP2	SE3	SP3	TSP	Lap	Time	SE1	SP1	SE2	SP2	SE3	SP3	TSP
<b>3</b>	Jordan, DEU								<b>theoretical besttime: 1:35.781</b>								
1	7:26.890					7:26.890	21		10	1:52.297	51.746	118	25.259	188	35.292	54	188
2	2:14.388	1:21.752	114	27.098	157	25.538	169	157	11	4:15.934	3:24.274	86	27.915	190	23.745	170	190
3	1:39.407	51.107	117	24.797	214	23.503	168	214	12	1:36.378	48.726	118	24.253	214	23.399	171	214
4	1:54.800	49.883	115	28.791	156	36.126	49	156	13	<b>1:36.218</b>	<b>48.717</b>	<b>114</b>	<b>24.036</b>	<b>218</b>	23.465	171	<b>218</b>
5	5:08.336	4:19.720	111	24.968	199	23.648	166	199	14	1:48.237	49.273	116	24.810	208	34.154	46	208
6	1:39.022	50.351	117	24.643	213	24.028	170	213	15	4:05.965	3:18.084	119	24.541	208	23.340	170	208
7	1:38.438	50.323	115	25.087	213	<b>23.028</b>	170	213	16	1:36.333	48.867	119	24.269	214	23.197	171	214
8	1:36.646	48.913	115	24.259	215	23.474	170	215	17	1:36.672	49.211	121	24.208	214	23.253	171	214
9	1:36.326	48.924	117	24.203	215	23.199	170	215	18	1:47.030	59.021	112	24.548	214	23.461	170	214

<b>4</b>	Seyffert, DEU								<b>theoretical besttime: 1:36.562</b>								
1	6:44.595					6:44.595	44		10	1:39.239	49.970	110	25.910	214	23.359	170	214
2	3:12.372	2:18.874	114	26.083	183	27.415	166	183	11	1:38.684	50.166	120	24.603	213	23.915	170	213
3	1:44.068	53.065	107	25.843	212	25.160	170	212	12	1:38.260	49.906	118	24.433	214	23.921	171	214
4	1:39.682	50.493	117	24.643	<b>215</b>	24.546	169	<b>215</b>	13	1:51.830	52.675	109	28.152	184	31.003	58	184
5	1:39.480	50.658	118	24.793	212	24.029	169	212	14	4:11.465	3:20.809	107	26.139	164	24.517	171	164
6	1:38.029	49.911	118	24.647	212	23.471	170	212	15	<b>1:36.562</b>	<b>49.055</b>	<b>121</b>	<b>24.430</b>	<b>211</b>	<b>23.077</b>	<b>172</b>	211
7	1:37.956	49.956	116	24.457	212	23.543	169	212	16	2:26.201	53.765	68	42.165	117	50.271	29	117
8	1:52.355	54.127	108	26.630	186	31.598	54	186	17	6:23.385							
9	5:27.767	4:39.077	120	25.031	211	23.659	170	211									

<b>7</b>	Halder, DEU								<b>theoretical besttime: 1:34.708</b>								
1	7:15.876					7:15.876	32		11	1:44.301	<b>48.092</b>	<b>121</b>	26.285	204	29.924	56	204
2	2:16.225	1:24.179	105	27.499	169	24.547	164	169	12	4:39.589	3:52.347	122	24.020	215	23.222	173	215
3	1:40.463	51.235	117	25.382	192	23.846	172	192	13	<b>1:34.957</b>	48.341	123	<b>23.847</b>	<b>216</b>	<b>22.769</b>	<b>173</b>	216
4	1:36.501	48.829	121	24.208	216	23.464	172	216	14	1:40.818	50.928	117	25.846	171	24.044	173	171
5	1:36.323	48.699	120	24.333	216	23.291	172	216	15	1:35.582	48.648	121	24.044	216	22.890	172	216
6	1:36.477	49.022	120	24.218	216	23.237	172	216	16	1:50.079	52.588	110	26.478	178	31.013	56	178
7	1:36.416	49.069	115	24.217	216	23.130	171	216	17	3:40.240	2:41.644	107	25.949	184	32.647	46	184
8	1:49.116	52.399	112	25.635	174	31.082	56	174	18	2:11.209	1:24.170	121	23.997	213	23.042	173	213
9	4:48.060	3:59.219	118	25.066	204	23.775	171	204	19		53.201	83	47.136	75			75
10	1:35.415	48.584	<b>123</b>	23.933	<b>217</b>	22.898	173	<b>217</b>									

<b>8</b>	Engstler, DEU								<b>theoretical besttime: 1:34.957</b>								
1	7:56.200					7:56.200	15		10	1:35.374	48.309	121	23.958	215	23.107	171	<b>215</b>
2	2:24.215	1:27.301	117	25.988	198	30.926	58	198	11	1:42.350	48.723	122	23.950	213	29.677	58	213
3	4:56.093	4:07.983	120	24.494	211	23.616	170	211	12	4:38.703	3:51.728	123	<b>23.910</b>	<b>213</b>	23.065	171	213
4	1:37.046	49.451	119	24.313	212	23.282	170	212	13	1:35.984	48.815	123	24.108	211	23.061	170	211
5	1:37.089	49.532	121	24.210	213	23.347	170	213	14	1:41.116	48.976	122	24.016	213	28.124	58	213
6	1:37.185	49.599	120	24.252	213	23.334	170	213	15	3:26.240	2:38.547	118	24.469	205	23.224	171	205
7	1:43.726	49.609	120	24.528	213	29.589	58	213	16	<b>1:35.082</b>	<b>48.191</b>	<b>122</b>	23.983	210	22.908	171	210
8	3:54.962	3:06.432	117	24.910	203	23.620	171	203	17	1:35.406	48.536	122	23.940	212	22.930	171	212
9	1:35.643	48.715	122	24.072	213	<b>22.856</b>	<b>171</b>	213									

<b>9</b>	Davidovac, DEU								<b>theoretical besttime: 1:36.389</b>								
1	7:00.350					7:00.350	27		10	4:02.309	3:12.385	111	25.741	209	24.183	170	209
2	2:24.994	1:30.428	111	28.249	191	26.317	167	191	11	1:39.110	50.426	118	25.279	214	23.405	168	214
3	1:41.543	52.031	119	25.374	213	24.138	167	213	12	<b>1:36.448</b>	<b>48.965</b>	<b>118</b>	<b>24.180</b>	<b>217</b>	23.303	168	217
4	1:38.758	50.043	121	24.886	215	23.829	171	215	13	1:36.524	49.021	120	24.259	216	<b>23.244</b>	<b>170</b>	216
5	1:37.525	49.520	119	24.674	216	23.331	<b>171</b>	216	14	1:36.775	49.090	121	24.343	218	23.342	170	<b>218</b>
6	1:37.879	49.775	119	24.656	216	23.448	170	216	15	1:37.693	49.935	120	24.327	217	23.431	170	217
7	1:47.515	50.732	118	24.614	215	32.169	57	215	16	1:54.921	49.847	121	24.513	217	40.561	169	217
8	3:25.820	2:26.938	116	24.577	217	34.305	39	217	17	1:50.965	51.155	111	27.138	205	32.672	57	205
9	2:26.397	1:28.977	<b>122</b>	25.080	204	32.340	46	204	18								



# ADAC TCR Germany Testday



## Sector List Session 1

Provisional

Nürburgring, Length: 3629m

Air temperature: 30.11°C

Track temperature: 34.21°C

Weather condition: Dry

**DMSB** Reg. Nr.:

Thursday, August 2, 2018 17:10:00

Lap	Time	SE1	SP1	SE2	SP2	SE3	SP3	TSP	Lap	Time	SE1	SP1	SE2	SP2	SE3	SP3	TSP
<b>10 Leuchter, DEU</b>									<b>theoretical besttime: 1:35.066</b>								
1	7:22.654				7:22.654	20			11	1:35.176	48.221	120	<b>24.124</b>	<b>217</b>	22.831	171	217
2	2:14.139	1:23.847	118	24.927	210	25.365	169	210	12	1:53.618	49.502	102	29.756	161	34.360	42	161
3	1:38.509	50.147	120	24.535	216	23.827	169	216	13	6:50.756	5:56.545	83	29.930	203	24.281	171	203
4	1:37.416	49.794	121	24.346	216	23.276	171	216	14	1:36.041	48.407	120	24.155	216	23.479	171	216
5	1:36.699	49.247	120	24.330	<b>217</b>	23.122	171	<b>217</b>	15	1:36.412	49.066	119	24.216	216	23.130	171	216
6	1:36.658	49.068	119	24.363	216	23.227	171	216	16	1:36.293	48.869	116	24.339	215	23.085	171	215
7	1:45.926	49.454	121	24.428	216	32.044	45	216	17	1:36.793	49.356	121	24.298	215	23.139	172	215
8	4:32.409	3:42.913	114	25.213	212	24.283	170	212	18	1:36.612	49.143	122	24.212	216	23.257	170	216
9	1:39.537	51.719	119	24.786	213	23.032	171	213	19	1:38.228	50.285	121	24.461	215	23.482	148	215
10	<b>1:35.097</b>	<b>48.207</b>	121	24.155	216	<b>22.735</b>	171	216									

<b>11 Wankmüller, DEU</b>									<b>theoretical besttime: 1:35.481</b>								
1	6:53.411				6:53.411	40			12	<b>1:35.579</b>	48.664	123	<b>23.920</b>	<b>220</b>	<b>22.995</b>	<b>174</b>	220
2	2:17.361	1:27.635	118	25.305	211	24.421	171	211	13	1:37.708	50.162	121	24.438	216	23.108	174	216
3	1:38.686	50.267	122	24.663	214	23.756	171	214	14	1:36.880	49.620	122	24.043	216	23.217	174	216
4	1:37.865	49.646	120	24.507	215	23.712	171	215	15	1:35.873	48.660	123	24.102	217	23.111	174	217
5	1:38.206	49.855	118	24.672	216	23.679	172	216	16	1:42.051	48.856	121	24.350	218	28.845	56	218
6	1:38.442	49.612	117	24.612	216	24.218	173	216	17	4:20.919	3:32.708	119	25.039	217	23.172	173	217
7	1:38.008	49.739	120	24.381	217	23.888	171	217	18	1:36.743	48.866	122	24.383	211	23.494	174	211
8	1:46.838	49.850	118	25.083	202	31.905	48	202	19	1:36.498	48.965	120	24.238	216	23.295	174	216
9	5:11.117	4:22.763	118	24.705	216	23.649	171	216	20	1:36.400	48.844	121	24.245	216	23.311	173	216
10	1:36.217	49.015	118	24.008	216	23.194	173	216	21		52.224	80	50.362	72			72
11	1:35.683	<b>48.566</b>	118	23.991	<b>220</b>	23.126	<b>174</b>	<b>220</b>									

<b>14 Langeveld, NLD</b>									<b>theoretical besttime: 1:35.214</b>								
1	7:54.182				7:54.182	17			11	1:35.362	48.487	121	23.936		22.939	172	
2	2:19.563	1:28.782	115	26.218	199	24.563	171	199	12	<b>1:35.334</b>	48.578	121	<b>23.935</b>	<b>220</b>	<b>22.821</b>	<b>172</b>	<b>220</b>
3	1:42.174	52.105	121	25.176	210	24.893	171	210	13	1:35.338	<b>48.458</b>	<b>121</b>	24.023	220	22.857	173	220
4	1:39.486	50.908	120	24.369	217	24.209	173	217	14	1:48.355	48.932	119	24.879	152	34.544	59	152
5	1:44.319	52.087	117	26.236	151	25.996	170	151	15	5:17.038	4:29.641	121	23.999	217	23.398	173	217
6	1:52.049	54.830	115	29.400	142	27.819	158	142	16	1:35.885	48.721	122	24.124	218	23.040	172	218
7	1:54.043	57.611	114	28.217	132	28.215	155	132	17	1:36.563	49.139	123	24.216	218	23.208	173	218
8	2:01.659	56.905	115	28.554	138	36.200	58	138	18	1:36.675	49.044	121	24.477	217	23.154	172	217
9	3:32.650	2:43.550	117	24.987	213	24.113	172	213	19	1:46.720	49.571	119	24.530	182	32.619	58	182
10	1:37.031	49.603	122	24.246	218	23.182	<b>173</b>	218	20								

<b>17 Preisig, CHE</b>									<b>theoretical besttime: 1:37.132</b>								
1	6:57.146				6:57.146	30			7	1:37.631	49.394	120	24.681	216	23.556	172	216
2	4:06.444	2:35.699	115	27.590	176	1:03.155	25	176	8	<b>1:37.279</b>	<b>49.150</b>	<b>121</b>	<b>24.448</b>	<b>216</b>	23.681	171	216
3	19:46.838	18:50.206	106	31.059	161	25.573	170	161	9	1:38.457	49.489	119	24.841	211	24.127	171	211
4	1:42.650	53.217	120	25.412	216	24.021	171	216	10	1:38.007	49.433	115	24.597	217	23.977	170	217
5	1:37.674	49.411	120	24.554	<b>217</b>	23.709	171	<b>217</b>	11	1:37.640	49.649	118	24.457	216	<b>23.534</b>	<b>172</b>	216
6	1:37.900	49.807	120	24.503	216	23.590	171	216	12	1:37.595	49.476	117	24.572	216	23.547	171	216

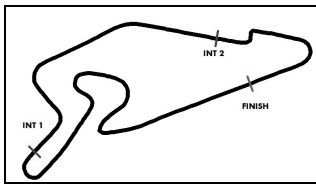
<b>22 Proczyk, AUT</b>									<b>theoretical besttime: 1:35.566</b>								
1	7:04.025				7:04.025	34			10	1:35.932	<b>48.376</b>	<b>118</b>	24.276	217	23.280	172	<b>217</b>
2	2:20.001	1:25.090	106	29.038	192	25.873	170	192	11	1:47.828	48.493	122	24.843	217	34.492	45	217
3	1:40.568	52.011	113	24.870	214	23.687	171	214	12	4:54.412	4:05.467	117	24.239	207	24.706	173	207
4	1:37.516	49.341	116	24.774	215	23.401	171	215	13	1:35.787	48.463	120	24.228	216	23.096	172	216
5	1:36.780	48.912	119	24.406	215	23.462	169	215	14	1:46.153	49.359	117	24.757	215	32.037	44	215
6	1:48.951	49.595	118	24.667	215	34.689	47	215	15	3:01.206	2:10.859	109	26.503	191	23.844	172	191
7	6:49.979	5:59.701	111	25.844	212	24.434	170	212	16	1:36.793	48.838	122	24.449	216	23.506	173	216
8	1:37.316	49.304	121	24.360	214	23.652	171	214	17	1:36.642	49.039	121	24.306	216	23.297	172	216
9	<b>1:35.647</b>	48.457	<b>123</b>	<b>24.126</b>	216	<b>23.064</b>	172	216	18		50.401	120	24.429	216			216

<b>23 Steibel, DEU</b>									<b>theoretical besttime: 1:36.662</b>								
1	7:28.554				7:28.554	21			12	1:39.412	51.618	121	24.357	213	23.437	170	213
2	3:04.693	2:08.556	106	29.660	176	26.477	166	176	13	<b>1:36.662</b>	<b>49.150</b>	<b>121</b>	<b>24.102</b>	<b>213</b>	<b>23.410</b>	<b>170</b>	213
3	1:42.975	53.171	116	25.314	209	24.490	170	209	14	1:36.831	49.228	122	24.164	214	23.439	171	<b>214</b>
4	1:41.090	51.932	115	24.944	211	24.214	170	211	15	1:37.051	49.291	119	24.201	214	23.559	170	214

ver: 1.0

Page 2 / 4 printed: 2.8.2018 17:58





# ADAC TCR Germany Testday



## Sector List Session 1

Provisional

Nürburgring, Length: 3629m  
 Air temperature: 30.11°C  
 Track temperature: 34.21°C  
 Weather condition: Dry

**DMSB** Reg. Nr.:

Thursday, August 2, 2018 17:10:00

Lap	Time	SE1	SP1	SE2	SP2	SE3	SP3	TSP	Lap	Time	SE1	SP1	SE2	SP2	SE3	SP3	TSP
5	1:39.581	50.639	119	24.809	212	24.133	169	212	16	1:40.210	51.550	119	24.752	211	23.908	170	211
6	1:38.909	50.334	116	24.663	212	23.912	169	212	17	1:37.947	49.770	123	24.266	211	23.911	170	211
7	1:38.990	50.410	118	24.666	211	23.914	170	211	18	1:38.826	50.440	119	24.670	209	23.716	170	209
8	1:38.263	49.923	118	24.483	212	23.857	170	212	19	1:38.193	49.570	120	24.593	209	24.030	170	209
9	1:49.361	50.207	118	25.081	193	34.073	52	193	20	1:37.555	49.363	119	24.452	210	23.740	170	210
10	5:05.597	4:14.519	114	26.840	199	24.238	170	199	21	1:38.294	49.840	120	24.472	210	23.982	156	210
11	1:38.641	50.642	121	24.465	212	23.534	170	212									

### 27 Coicaud, FRA

theoretical besttime: 1:35.689

1	6:46.076				6:46.076	43			9	1:36.443	49.282	123	24.136	214	23.025	171	214
2	2:59.632	2:03.147	114	26.763	179	29.722	58	179	10	1:36.566	49.239	123	24.231	213	23.096	170	213
3	4:45.388	3:54.688	117	25.272	161	25.428	170	161	11	1:36.922	49.149	123	24.024	215	23.749	170	215
4	1:37.795	49.880	120	24.388	213	23.527	170	213	12	1:36.387	48.770	122	24.326	212	23.291	170	212
5	1:37.458	49.382	121	24.661	214	23.415	170	214	13	1:42.475	48.870	122	24.021	212	29.584	58	212
6	1:37.447	49.646	121	24.413	213	23.388	170	213	14	8:57.697	8:10.343	118	24.199	211	23.155	172	211
7	1:45.720	49.607	119	24.393	212	31.720	56	212	15	1:35.937	48.991	123	23.895	213	23.051	172	213
8	4:00.316	3:06.759	120	27.923	146	25.634	170	146	16	1:35.734	48.769	123	23.912	214	23.053	171	214

### 29 Kuusiniemi, FIN

theoretical besttime: 1:35.951

1	6:50.366				6:50.366	44			10	1:36.288	48.771	119	24.254	214	23.263	171	214
2	3:46.803	2:49.629	104	29.635	146	27.539	156	146	11	1:46.717	49.013	121	24.042	214	33.662	58	214
3	1:41.943	52.511	118	24.946	213	24.486	171	213	12	4:02.759	3:11.953	121	24.498	167	26.308	171	167
4	1:39.085	50.388	115	24.642	213	24.055	170	213	13	1:37.415	49.106	120	24.677	215	23.632	170	215
5	1:39.328	50.749	116	24.519	214	24.060	171	214	14	1:37.693	49.320	120	24.195	214	24.178	170	214
6	1:49.803	50.426	117	24.547	213	34.830	58	213	15	1:46.119	49.738	119	24.387	212	31.994	58	212
7	6:02.408	5:04.597	107	29.350	145	28.461	139	145	16	3:23.469	2:30.976	112	28.508	181	23.985	171	181
8	1:44.561	55.643	118	24.522	213	24.396	170	213	17	1:36.113	48.725	121	24.129	211	23.259	171	211
9	1:36.731	49.279	121	24.140	214	23.312	171	214	18	1:36.355	48.650	119	24.400	212	23.305	171	212

### 30 Buri, FIN

theoretical besttime: 1:35.815

1	7:34.727				7:34.727	22			12	1:36.951	49.084	120	24.369	219	23.498	170	219
2	2:10.182	1:18.983	114	26.267	213	24.932	171	213	13	1:38.134	49.595	115	24.455	220	24.084	170	220
3	1:39.838	50.648	117	24.802	216	24.388	171	216	14	1:47.470	49.810	118	25.363	213	32.297	49	213
4	1:37.947	49.797	119	24.480	217	23.670	170	217	15	5:10.738	4:21.977	110	25.065	216	23.696	171	216
5	1:37.809	49.623	115	24.445	217	23.741	170	217	16	1:35.945	48.620	117	23.995	219	23.330	171	219
6	1:37.562	49.708	119	24.242	218	23.612	171	218	17	1:35.893	48.490	122	24.004	217	23.399	171	217
7	1:36.738	49.037	116	24.159	218	23.542	170	218	18	1:37.463	48.784	121	24.991	216	23.688	171	216
8	1:36.591	48.982	120	24.175	218	23.434	170	218	19	1:36.178	48.591	120	24.249	217	23.338	171	217
9	1:36.751	48.955	118	24.230	218	23.566	171	218	20	1:48.452	48.792	117	28.361	147	31.299	56	147
10	1:37.078	49.337	120	24.245	217	23.496	170	217	21								
11	1:37.140	49.368	119	24.317	219	23.455	171	219									

### 40 Kangas, FIN

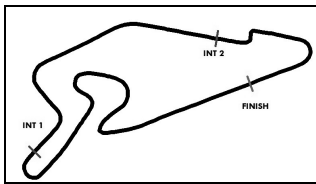
theoretical besttime: 1:36.730

1	7:38.232				7:38.232	22			11	1:50.284	50.763	115	24.910	215	34.611	56	215
2	2:17.996	1:24.621	115	26.066	208	27.309	168	208	12	4:46.241	3:56.734	115	24.971	212	24.536	169	212
3	1:42.735	52.247	118	25.369	213	25.119	168	213	13	1:40.953	51.686	115	24.958	213	24.309	167	213
4	1:41.240	51.675	116	25.145	214	24.420	168	214	14	1:39.999	50.848	117	24.982	215	24.169	167	215
5	1:41.813	52.457	115	25.221	214	24.135	170	214	15	1:40.114	50.963	113	24.854	215	24.297	168	215
6	1:40.185	51.123	117	24.763	215	24.299	167	215	16	1:49.162	50.625	115	24.959	214	33.578	55	214
7	1:40.745	51.640	117	25.015	215	24.090	168	215	17	4:37.131	3:47.400	115	25.345	213	24.386	168	213
8	1:40.654	50.776	114	24.850	215	25.028	168	215	18	1:37.962	49.865	119	24.426	214	23.671	170	214
9	1:39.890	50.871	117	24.865	215	24.154	168	215	19	1:36.730	49.092	120	24.193	213	23.445	169	213
10	1:40.007	50.382	114	25.363	211	24.262	167	211	20		52.855	84	44.605	87			87

### 42 Niederscheider, AUT

theoretical besttime: 1:37.982

1	7:59.235				7:59.235	17			4	5:45.365	4:51.946	101	28.996	196	24.423	168	196
2	3:06.743	1:33.067	83	34.856	136	58.820	24	136	5	1:39.944	52.071	121	24.405	213	23.468	172	213
3	14:57.257	13:40.201	82	38.030	130	39.026	57	130	6	1:51.497	50.109	117	26.176	200	35.212	55	200



# ADAC TCR Germany Testday



## Sector List Session 1

Provisional

Nürburgring, Length: 3629m  
 Air temperature: 30.11°C  
 Track temperature: 34.21°C  
 Weather condition: Dry

**DMSB** Reg. Nr.:

Thursday, August 2, 2018 17:10:00

Lap	Time	SE1	SP1	SE2	SP2	SE3	SP3	TSP	Lap	Time	SE1	SP1	SE2	SP2	SE3	SP3	TSP
<b>53</b>	Halder, DEU								<b>theoretical besttime: 1:36.117</b>								
1	7:51.321					7:51.321	18		10	4:13.443	3:24.639	115	24.740	216	24.064	171	216
2	2:28.432	1:31.684	87	29.610	154	27.138	136	154	11	1:36.754	49.325	119	24.199	219	23.230	174	219
3	1:49.425	56.919	117	26.919	164	25.587	172	164	12	1:40.816	52.964	120	24.303	219	23.549	173	<b>219</b>
4	1:45.686	53.065	118	26.662	166	25.959	170	166	13	1:36.456	49.222	120	24.052	219	23.182	173	219
5	1:50.097	51.964	113	24.856	215	33.277	55	215	14	<b>1:36.117</b>	<b>48.908</b>	<b>121</b>	<b>24.033</b>	<b>218</b>	<b>23.176</b>	<b>174</b>	218
6	7:23.729	6:33.109	120	25.769	195	24.851	171	195	15	1:47.776	53.605	105	28.699	177	25.472	173	177
7	1:39.170	50.610	120	24.623	215	23.937	171	215	16	1:37.131	49.173	120	24.359	219	23.599	173	219
8	1:37.655	49.762	118	24.358	218	23.535	171	218	17	1:36.495	49.143	114	24.172	219	23.180	173	219
9	1:48.052	50.364	114	25.294	183	32.394	58	183	18		53.070	119	24.412	215			215

<b>77</b>	Häußermann, DEU								<b>theoretical besttime: 1:35.326</b>								
1	7:41.939					7:41.939	21		11	1:37.375	49.683	121	24.120	219	23.572	171	<b>219</b>
2	2:36.389	1:35.930	106	32.042	145	28.417	126	145	12	1:43.355	50.026	120	24.067	218	29.262	52	218
3	1:47.759	55.804	117	26.160	177	25.795	159	177	13	3:17.262	2:28.669	118	24.506	216	24.087	171	216
4	1:48.768	52.095	118	25.783	199	30.890	49	199	14	1:37.193	49.427	119	24.155	216	23.611	173	216
5	3:15.029	2:25.527	118	24.728	214	24.774	170	214	15	1:36.952	49.410	119	24.065	218	23.477	172	218
6	1:38.345	49.928	120	24.322	215	24.095	170	215	16	1:36.697	49.128	119	24.040	218	23.529	172	218
7	1:37.672	49.418	119	24.529	215	23.725	172	215	17	1:46.060	52.093	116	24.356	216	29.611	50	216
8	1:37.477	49.557	117	24.203	217	23.717	171	217	18	3:45.900	2:57.683	118	24.568	213	23.649	172	213
9	1:36.884	49.051	120	24.111	218	23.722	171	218	19	1:35.772	48.752	121	23.887	217	23.133	173	217
10	1:37.666	49.649	120	24.252	217	23.765	171	217	20	<b>1:35.326</b>	<b>48.459</b>	<b>122</b>	<b>23.842</b>	<b>218</b>	<b>23.025</b>	<b>174</b>	218

<b>88</b>	Fugel, DEU								<b>theoretical besttime: 1:35.631</b>								
1	7:46.526					7:46.526	19		12	1:47.276	51.987	121	31.673	191	23.616	171	191
2	2:23.849	1:31.616	117	26.641	210	25.592	165	210	13	<b>1:35.763</b>	<b>48.809</b>	<b>119</b>	23.910	217	<b>23.044</b>	<b>173</b>	217
3	1:44.193	54.053	117	25.632	213	24.508	169	213	14	1:36.201	48.980	122	23.962	217	23.259	173	217
4	1:38.302	49.934	121	24.335	215	24.033	170	215	15	1:35.894	49.067	123	<b>23.778</b>	<b>219</b>	23.049	173	<b>219</b>
5	1:37.380	49.667	118	24.250	215	23.463	170	215	16	1:36.746	49.286	122	24.213	216	23.247	172	216
6	1:39.438	49.521	120	25.890	209	24.027	170	209	17	1:36.537	49.051	115	24.049	217	23.437	172	217
7	1:37.510	49.411	119	24.262	216	23.837	153	216	18	1:36.557	48.852	121	24.159	217	23.546	172	217
8	1:38.369	50.537	120	24.349	216	23.483	170	216	19	1:56.355	54.205	97	28.025	158	34.125	56	158
9	1:38.442	49.646	115	24.543	217	24.253	171	217	20	3:35.047	2:40.716	122	24.011	215	30.320	56	215
10	1:50.530	50.493	113	27.501	170	32.536	52	170	21		1:22.847	107	45.039	73			73
11	3:55.657	3:03.054	118	28.171	185	24.432	171	185									