

ADAC TCR Germany Testday



Sector List Session 2

Provisional

DMSB Reg. Nr.:

Thursday, June 7, 2018 13:35:00

Red Bull Ring, Length: 4318m

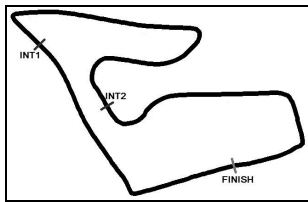
Air temperature: N/A°C

Track temperature: N/A°C

Weather condition: Dry

Lap	Time	SE1	SP1	SE2	SP2	SE3	SP3	TSP	Lap	Time	SE1	SP1	SE2	SP2	SE3	SP3	TSP
3 Jordan, DEU									theoretical besttime: 1:37.618								
1	2:41.832	1:13.358	155	52.629	103	35.845	167		6	1:38.009	24.522	216	43.371	142	30.116	188	
2	2:05.606	29.492	186	47.660	123	48.454			7	1:55.046	26.449	209	44.189	142	44.408		
3	4:31.010	3:11.291	193	48.045	107	31.674	188		8	4:16.463	3:02.045	208	44.073	138	30.345	189	
4	1:39.174	24.989	214	43.888	138	30.297	188		9	1:38.231	24.611	217	42.980	147	30.640	186	
5	1:38.152	24.765	214	43.176	137	30.211	187		10	2:04.235	24.743	215	46.328	117	53.164		
4 Seyffert, DEU									theoretical besttime: 1:40.864								
1	2:26.000	1:04.136	169	48.929	126	32.935	178		8	1:42.077	26.254	201	44.676	157	31.147	180	
2	1:43.021	26.100	205	45.441	149	31.480	179		9	1:41.518	25.873	202	44.607	155	31.038	179	
3	1:42.419	25.876	203	44.898	144	31.645	179		10	1:41.971	26.009	205	44.830	146	31.132	180	
4	2:04.360	26.734	159	53.176	125	44.450			11	1:40.949	25.670	204	44.574	150	30.705	182	
5	7:41.130								12	1:41.083	25.609	204	44.550	154	30.924	180	
6	2:10.411	47.391	177	49.702	128	33.318	178		13	1:45.835	25.978	203	46.624	142	33.233	181	
7	1:44.808	27.138	199	46.307	147	31.363	179		14	2:05.457	25.999	202	48.797	129	50.661		
7 Halder, DEU									theoretical besttime: 1:44.623								
1	1:06.169					1:06.169			4	6:00.574	25.048	214					
2	2:18.040	49.799	154	53.399	120	34.842	177		5								
3	1:45.612	26.037	200	47.500	125	32.075	187										
8 Engstler, DEU									theoretical besttime: 1:38.313								
1	7:00.459					7:00.459			7	1:38.564	24.918	212	43.573	150	30.073	187	
2	2:10.280	51.203	182	47.162	139	31.915	182		8	1:38.317	24.792	214	43.455	152	30.070	187	
3	1:51.894	25.991	209	45.356	138	40.547			9	1:47.268	24.827	215	44.143	144	38.298		
4	3:54.568	2:38.983	204	44.903	146	30.682	185		10	4:55.917	3:41.571	191	44.038	150	30.308	187	
5	1:38.663	25.069	213	43.451	146	30.143	187		11	1:38.849	24.932	215	43.575	152	30.342	187	
6	1:38.983	24.916	213	43.749	146	30.318	186		12	1:39.969	24.911	215	43.705	150	31.353	187	
9 Davidovac, DEU									theoretical besttime: 1:55.735								
1	2:49.950					2:49.950			3		26.856	204					
2	2:30.618	1:01.739	141	54.258	116	34.621	180										
10 Leuchter, DEU									theoretical besttime: 1:37.800								
1	5:06.208	3:49.537	204	45.779	139	30.892	185		8	4:26.379	3:02.073	171	52.495	138	31.811	186	
2	1:42.012	25.112	212	46.208	139	30.692	187		9	1:38.134	24.889	212	43.277	145	29.968	188	
3	1:40.185	24.886	212	44.325	140	30.974	184		10	1:38.171	24.683	214	43.196	144	30.292	187	
4	1:39.419	25.031	213	43.708	146	30.680	187		11	1:38.530	24.735	215	43.572	143	30.223	187	
5	1:39.624	24.674	216	44.035	143	30.915	182		12	1:38.161	24.752	215	43.215	149	30.194	187	
6	1:41.173	25.270	213	45.213	140	30.690	187		13	1:46.226	24.636	216	44.583	148	37.007		
7	1:46.399	24.947	215	44.540	147	36.912											
11 Wankmüller, DEU									theoretical besttime: 1:38.971								
1	2:57.508					2:57.508			9	1:41.473	25.020	215	44.565	130	31.888		
2	2:19.308	55.362	172	49.339	113	34.607	181		10	1:40.986	25.669	214	44.738	145	30.579		
3	1:44.065	25.917	211	45.764	138	32.384	185		11	1:40.201	25.054	215	44.534	146	30.613		
4	1:41.828	25.429	212	45.463	140	30.936			12	1:50.193	25.019	215	44.073	144	41.101		
5	1:39.245	25.076	213	43.621	144	30.548			13	4:20.880	3:05.852	209	43.911	148	31.117		
6	1:39.677	25.082	212	43.903	143	30.692			14	1:39.357	25.098	212	43.467	145	30.792		
7	1:39.486	25.001	214	43.747	147	30.738			15	1:39.253	25.139	212	43.510	148	30.604		
8	1:39.763	25.104	214	43.957	149	30.702			16	1:55.409	24.956	213	43.870	139	46.583		
13 Tessitore, AUT									theoretical besttime: 1:41.056								
1	6:07.529					6:07.529			7	3:50.934	2:33.933	209	45.462	140	31.539	184	
2	5:44.819	4:22.175	171	50.092	136	32.552	183		8	1:41.864	25.545	214	44.765	140	31.554	185	
3	1:43.420	26.110	213	45.224	137	32.086	186		9	1:41.939	25.315	213	44.979	139	31.645	185	
4	1:43.594	25.625	211	46.143	139	31.826	186		10	1:41.067	25.326	214	44.400	142	31.341	182	
5	1:42.651	25.552	211	45.154	131	31.945	185		11	1:42.256	25.982	214	44.816	146	31.458	186	
6	1:54.058	25.847	213	47.475	138	40.736			12	1:42.261	25.514	213	44.761	139	31.986	180	





ADAC TCR Germany Testday



Sector List Session 2

Provisional

DMSB Reg. Nr.:

Thursday, June 7, 2018 13:35:00

Red Bull Ring, Length: 4318m

Air temperature: N/A°C

Track temperature: N/A°C

Weather condition: Dry

Lap	Time	SE1	SP1	SE2	SP2	SE3	SP3	TSP	Lap	Time	SE1	SP1	SE2	SP2	SE3	SP3	TSP
-----	------	-----	-----	-----	-----	-----	-----	-----	-----	------	-----	-----	-----	-----	-----	-----	-----

14 Langeveld, NLD

theoretical besttime: 1:37.951

1	7:29.700					7:29.700			8	1:38.651	24.805	218	43.623	147	30.223	188
2	2:05.688	47.821	186	46.705	128	31.162	185		9	1:52.652	25.121	212	45.416	144	42.115	
3	1:40.110	25.041	209	44.547	144	30.522	188		10	3:48.650	2:32.038	178	46.041	142	30.571	188
4	1:39.779	24.782	216	43.685	154	31.312	186		11	1:38.117	24.645	217	43.369	148	30.103	188
5	1:38.934	24.785	216	43.633	147	30.516	187		12	1:38.841	24.676	217	43.272	152	30.893	181
6	1:38.793	24.783	217	43.657	150	30.353	188		13	1:38.163	24.650	217	43.377	151	30.136	188
7	1:41.856	24.576	218	46.993	147	30.287	189									

19 Hesse, DEU

theoretical besttime: 1:38.065

1	2:24.996	1:02.512	190	49.546	136	32.938	183		9	1:39.016	25.131	216	43.581	157	30.304	188
2	1:48.196	25.826	212	45.424	150	36.946			10	1:39.339	25.025	214	43.436	160	30.878	185
3	3:27.988	2:10.732	196	46.025	152	31.231	188		11	1:38.671	25.081	217	43.273	157	30.317	187
4	1:39.975	25.101	217	43.973	159	30.901	188		12	1:38.751	25.099	216	43.296	154	30.356	188
5	1:39.673	24.924	217	44.091	155	30.658	188		13	1:38.068	24.828	217	43.105	156	30.135	188
6	1:39.733	24.950	216	44.205	152	30.578	188		14	1:39.082	24.825	217	43.383	152	30.874	186
7	1:44.688	25.066	216	43.871	156	35.751			15	1:39.087	25.295	218	43.473	157	30.319	188
8	3:33.651	2:17.473	190	45.203	148	30.975	188		16	2:15.340	40.844	126	49.017	133	45.479	

22 Proczyk, AUT

theoretical besttime: 1:38.666

1	1:23.657					1:23.657			8	6:33.498	5:17.344	190	45.155	143	30.999	183
2	3:55.967	2:26.890	146	54.632	122	34.445	178		9	1:39.032	25.028	214	43.511	149	30.493	188
3	1:47.297	26.560	202	49.150	140	31.587	183		10	1:38.666	24.812	214	43.461	152	30.393	187
4	1:40.485	25.259	213	44.346	148	30.880	184		11	1:39.963	24.863	213	44.096	144	31.004	185
5	1:39.483	25.095	213	43.830	149	30.558	186		12	1:38.897	24.908	213	43.475	153	30.514	184
6	1:39.779	25.064	212	44.007	147	30.708	186		13	1:41.793	25.050	213	45.633	144	31.110	186
7	1:49.314	25.048	214	43.932	146	40.334			14	1:50.998	24.913	213	46.254	138	39.831	

23 Steibel, DEU

theoretical besttime: 1:41.041

1	1:18.801					1:18.801			8	1:52.426	28.400	173	48.513	107	35.513	170
2	2:42.525	1:06.645	157	56.309	108	39.571	170		9	1:59.895	27.170	196	48.981	111	43.744	
3	1:56.752	30.008	161	51.375	123	35.369	165		10	5:59.894	4:40.085	198	47.551	132	32.258	183
4	1:49.860	27.968	178	47.941	120	33.951	181		11	1:43.947	27.077	196	45.333	140	31.537	184
5	1:46.078	26.777	201	46.630	128	32.671	183		12	1:41.322	25.756	209	44.601	136	30.965	182
6	1:50.611	25.945	209	49.153	115	35.513	161		13	1:42.169	25.644	208	44.893	136	31.632	186
7	1:56.720	30.368	156	51.058	123	35.294	159		14	1:41.448	25.475	211	44.625	137	31.348	185

27 Coicaud, FRA

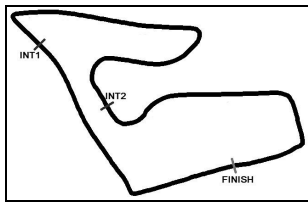
theoretical besttime: 1:38.951

1	2:16.867	57.536	186	47.065	139	32.266	180		8	1:39.418	24.900	214	44.179	150	30.339	187
2	1:43.540	25.918	206	45.865	139	31.757	182		9	1:45.839	24.847	214	44.286	139	36.706	
3	1:41.431	25.458	211	44.735	145	31.238	185		10	6:05.271	4:48.615	183	45.604	136	31.052	186
4	1:49.386	25.485	211	45.302	135	38.599			11	1:39.600	25.258	212	43.959	143	30.383	186
5	3:54.843	2:37.544	198	46.311	138	30.988	185		12	1:39.171	24.942	213	43.765	149	30.464	187
6	1:39.756	25.095	213	44.127	140	30.534	186		13	1:40.763	25.084	213	44.004	150	31.675	185
7	1:39.972	25.158	212	44.259	144	30.555	186		14	1:54.095	25.092	212	49.264	138	39.739	

29 Kuusiniemi, FIN

theoretical besttime: 1:39.228

1	2:47.866	1:21.454	153	51.405	122	35.007	156		8	3:11.477	1:56.671	204	44.349	147	30.457	184
2	1:52.279	29.312	192	49.708	129	33.259	184		9	1:39.987	25.383	211	44.135	144	30.469	185
3	1:41.506	25.652	209	44.297	148	31.557	184		10	1:39.796	25.457	209	43.988	148	30.351	185
4	1:39.942	25.428	208	43.852	154	30.662	185		11	1:41.108	25.025	211	44.332	156	31.751	185
5	1:39.894	25.303	211	43.963	154	30.628	185		12	1:39.437	25.074	211	43.864	147	30.499	183
6	1:39.653	25.274	211	43.894	141	30.485	186		13	2:37.734	44.460	104	1:06.734	119	46.540	
7	1:53.771	25.450	205	44.953	139	43.368										



ADAC TCR Germany Testday



Sector List Session 2

Provisional

DMSB Reg. Nr.:

Thursday, June 7, 2018 13:35:00

Red Bull Ring, Length: 4318m

Air temperature: N/A°C

Track temperature: N/A°C

Weather condition: Dry

Lap	Time	SE1	SP1	SE2	SP2	SE3	SP3	TSP	Lap	Time	SE1	SP1	SE2	SP2	SE3	SP3	TSP
30	Buri, FIN								theoretical besttime: 1:38.922								
1	6:43.778					6:43.778			7	7:38.074	6:21.837	202	45.273	137	30.964	187	
2	2:24.665	1:01.680	162	50.220	130	32.765	180		8	1:39.776	25.333	215	43.985	139	30.458	188	
3	1:43.154	26.336	209	45.541	141	31.277	184		9	1:39.301	24.845	217	43.803	143	30.653	185	
4	1:40.800	25.325	215	44.373	140	31.102	180		10	1:39.110	24.886	217	43.619	140	30.605	188	
5	1:40.340	25.299	216	44.035	142	31.006	187		11	1:45.874	24.848	217	43.784	141	37.242		
6	2:00.400	28.033	170	46.553	133	45.814											

33	Reynolds, CHE								theoretical besttime: 1:40.138							
1	2:45.942	1:16.271	180	53.935	120	35.736	169		9	1:48.849	27.272	178	47.959	129	33.618	184
2	1:51.446	27.248	189	49.792	124	34.406	178		10	1:41.717	25.474	211	45.079	128	31.164	187
3	1:46.157	25.968	210	46.089	135	34.100	183		11	1:40.863	25.333	211	44.520	145	31.010	185
4	1:43.890	25.711	211	45.841	128	32.338	186		12	1:40.888	25.356	211	44.461	129	31.071	186
5	1:43.463	25.552	211	45.893	126	32.018	185		13	1:41.933	25.730	211	44.599	134	31.604	186
6	1:45.505	27.721	199	46.012	137	31.772	185		14	1:40.138	25.151	213	44.135	145	30.852	186
7	2:04.750	26.920	171	50.758	119	47.072			15	1:48.514	27.560	205	49.440	130	31.514	186
8	3:52.432	2:27.532	171	50.344	116	34.556	181		16	2:07.708	28.587	154	53.536	112	45.585	

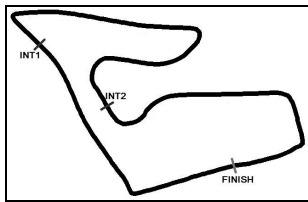
36	Calcum, DEU								theoretical besttime:							
1	2:34.665	1:05.190	191	48.452	136	41.023										

39	Thoma, CHE								theoretical besttime: 1:38.024							
1	2:17.928	58.305	167	48.217	138	31.406	187		9	1:38.616	24.708	217	43.638	139	30.270	189
2	1:41.547	25.198	213	44.757	138	31.592	186		10	1:38.475	24.589	217	43.669	139	30.217	188
3	1:39.716	25.060	215	44.044	140	30.612	189		11	1:38.276	24.669	217	43.410	142	30.197	188
4	1:39.416	24.857	217	44.136	137	30.423	189		12	1:46.156	24.724	217	43.353	139	38.079	
5	1:38.775	24.835	216	43.605	143	30.335	189		13	4:33.318	3:17.829	144	44.908	130	30.581	188
6	1:47.263	24.928	208	44.679	138	37.656			14	1:38.402	24.852	215	43.364	143	30.186	190
7	4:39.782	3:16.079	106	51.548	128	32.155	182		15	1:52.806	24.891	215	43.249	141	44.666	
8	1:40.913	25.695	211	44.669	134	30.549	189									

42	Niedertscheider, AUT								theoretical besttime: 1:37.670							
1	1:08.391					1:08.391			9	1:38.572	24.987	213	43.597	138	29.988	189
2	2:19.824	48.989	152	56.393	110	34.442	175		10	1:38.098	24.863	215	43.278	143	29.957	190
3	2:04.407	29.214	152	55.710	100	39.483	168		11	1:41.288	25.025	213	45.611	133	30.652	189
4	1:48.352	27.686	185	48.623	122	32.043	186		12	1:38.322	24.976	215	43.419	144	29.927	189
5	1:51.757	26.364	165	49.968	123	35.425	177		13	1:44.243	25.440	180	46.598	132	32.205	188
6	1:53.937	27.832	154	52.227	126	33.878	171		14	1:38.502	24.711	216	43.496	147	30.295	188
7	1:54.167	27.470	206	45.859	133	40.838			15	1:45.013	25.037	185	47.729	118	32.247	189
8	3:38.940	2:19.549	205	48.722	129	30.669	189		16	1:47.066	24.663	217	43.080	147	39.323	

44	Kaibach, DEU								theoretical besttime: 1:38.787							
1	2:26.426	57.940	185	47.752	136	40.734			8	1:39.591	24.910	217	43.838	154	30.843	185
2	3:37.475	2:17.588	173	48.786	142	31.101	183		9	1:39.115	24.987	217	43.710	152	30.418	186
3	1:41.388	25.226	215	44.593	145	31.569	187		10	1:46.227	24.948	217	43.884	153	37.395	
4	1:43.354	28.558	212	44.254	147	30.542	186		11	3:52.166	2:32.868	194	46.382	137	32.916	185
5	1:39.020	24.877	217	43.643	151	30.500	188		12	1:39.782	25.232	215	44.099	151	30.451	188
6	1:39.597	25.150	217	43.854	150	30.593	188		13	1:47.369	24.756	218	44.461	148	38.152	
7	1:39.565	24.855	217	44.044	154	30.666	187		14	4:06.573	2:50.433	171	45.752	152	30.388	188

53	Halder, DEU								theoretical besttime: 1:38.543							
1	4:39.899					4:39.899			9	1:39.289	24.765	217	43.904	137	30.620	189
2	2:16.462	53.028	145	50.979	128	32.455	185		10	1:38.998	24.704	219	43.710	139	30.584	189
3	1:42.120	25.481	214	45.478	135	31.161	187		11	1:54.360	26.145	160	48.203	139	40.012	
4	1:39.843	24.987	215	44.177	140	30.679	188		12	3:59.145	2:43.332	205	44.865	136	30.948	188
5	1:39.258	24.803	215	43.909	140	30.546			13	1:40.024	25.138	216	44.281	137	30.605	190
6	1:39.203	24.943	216	43.612	145	30.648	189		14	1:39.211	24.958	217	43.786	138	30.467	190
7	1:40.765	24.889	209	45.281	144	30.595	190		15	1:38.778	24.602	218	43.847	145	30.329	189
8	1:39.188	24.801	218	43.904	145	30.483	189									



ADAC TCR Germany Testday



Sector List Session 2

Provisional

DMSB Reg. Nr.:

Thursday, June 7, 2018 13:35:00

Red Bull Ring, Length: 4318m
 Air temperature: N/A°C
 Track temperature: N/A°C
 Weather condition: Dry

Lap	Time	SE1	SP1	SE2	SP2	SE3	SP3	TSP	Lap	Time	SE1	SP1	SE2	SP2	SE3	SP3	TSP
54	Reicher, AUT								theoretical besttime: 1:38.149								
1	2:39.563	1:17.823	164	49.102	117	32.638	184		8	1:38.340	24.765	217	43.405	145	30.170	188	
2	1:51.031	26.412	207	46.282	127	38.337			9	1:46.570	24.967	217	45.134	139	36.469		
3	5:09.562	3:53.900	205	44.943	138	30.719	188		10	6:16.638	5:01.831	211	44.272	139	30.535	187	
4	1:39.786	25.214	215	43.803	142	30.769	189		11	1:38.967	25.085	217	43.694	138	30.188	190	
5	1:38.862	24.903	216	43.563	137	30.396	189		12	1:39.016	24.873	218	43.790	140	30.353	188	
6	1:38.635	24.823	217	43.612	139	30.200	190		13	1:38.458	24.885	217	43.509	143	30.064	189	
7	1:38.222	24.822	218	43.320	140	30.080	189										

55	Fugel, DEU								theoretical besttime: 1:40.869								
1	4:58.549					4:58.549			6	1:42.515	25.849	212	45.465	135	31.201	185	
2	2:26.609	57.512	140	55.271	129	33.826	152		7	1:42.862	25.680	212	45.084	142	32.098	185	
3	2:01.987	30.658	176	48.340	133	42.989			8	1:42.362	26.242	212	45.169	139	30.951	187	
4	3:29.116	2:09.242	209	46.373	137	33.501	177		9	1:40.956	25.208	213	44.710	141	31.038	187	
5	1:44.580	26.157	210	46.735	134	31.688	184		10	1:56.889	25.350	212	45.138	136	46.401		

60	Prattes, DEU								theoretical besttime: 1:38.372								
1	2:24.431	1:00.105	180	49.076	132	35.250	180		9	1:38.670	24.802	216	43.663	140	30.205	188	
2	1:49.786	26.899	177	50.899	131	31.988	184		10	1:39.082	24.826	216	43.823	140	30.433	186	
3	1:43.595	25.496	211	45.032	135	33.067	182		11	1:38.780	24.851	214	43.569	144	30.360	187	
4	1:41.725	25.638	211	45.086	142	31.001	184		12	1:38.536	24.606	216	43.718	147	30.212	188	
5	1:54.618	25.122	211	49.429	138	40.067			13	2:00.484	32.399	130	54.416	135	33.669	188	
6	3:58.617	2:40.079	172	46.545	137	31.993	184		14	1:39.555	24.598	217	43.842	144	31.115	177	
7	1:40.821	25.193	213	44.195	145	31.433	182		15	1:55.633	28.239	176	47.627	133	39.767		
8	1:39.206	25.127	214	43.625	142	30.454	185										

77	Häußermann, DEU								theoretical besttime: 1:38.911								
1	2:49.017	1:24.186	137	51.083	125	33.748	180		8	1:39.091	24.831	213	43.845	142	30.415	187	
2	2:00.527	27.431	188	48.765	128	44.331			9	1:48.053	25.180	213	44.199	140	38.674		
3	5:16.083	3:52.820	159	51.048	131	32.215	186		10	5:47.968	4:31.251	197	45.988	133	30.729	187	
4	1:42.480	25.281	211	46.581	140	30.618	187		11	1:39.417	25.219	213	43.891	138	30.307	187	
5	1:39.744	25.015	212	44.367	140	30.362	188		12	1:39.473	25.217	213	43.828	140	30.428	187	
6	1:42.770	25.706	210	44.898	135	32.166	187		13	1:39.465	25.017	213	43.773	145	30.675	186	
7	1:39.359	25.044	213	44.005	136	30.310	188										

88	Fugel, DEU								theoretical besttime: 1:39.438								
1	5:05.852					5:05.852			8	1:39.901	25.035	211	44.225	158	30.641	185	
2	2:27.109	52.423	147	53.738	129	40.948			9	1:51.435	25.137	212	46.807	128	39.491		
3	2:26.878	1:08.010	195	47.584	142	31.284	185		10	5:27.644	4:11.164	203	45.263	155	31.217	183	
4	1:40.464	25.524	210	44.431	154	30.509	186		11	1:39.551	24.942	211	44.162	150	30.447	187	
5	1:41.267	25.068	211	45.276	153	30.923	185		12	1:39.828	25.102	212	44.241	153	30.485	185	
6	1:40.142	25.098	213	44.472	152	30.572	185		13	1:40.581	25.512	210	44.500	152	30.569	186	
7	1:39.927	25.312	212	44.049	154	30.566	187										