

ADAC TCR Germany Testday



Sector List Session 3

Provisional

Autodrom Most, Length: 4212m

Air temperature: 15.32°C

Track temperature: 16.45°C

Weather condition: Dry

DMSB Reg. Nr.:

Thursday, April 26, 2018 15:05:00

Lap	Time	SE1	SP1	SE2	SP2	SE3	SP3	TSP	Lap	Time	SE1	SP1	SE2	SP2	SE3	SP3	TSP
6	Holdener, CHE								theoretical besttime: 1:42.976								
1	2:16.537	44.957	148	44.107	158	47.473	176		12	5:06.955	3:47.213	177	36.660	164	43.082	192	
2	1:49.069	28.632	186	37.846	188	42.591	191	203	13	1:43.882	26.787	195	35.420	194	41.675	192	216
3	1:45.425	27.265	192	36.441	191	41.719	190	215	14	1:43.290	26.625	195	35.277	194	41.388	191	217
4	1:46.137	27.132	191	36.555	193	42.450	192	215	15	1:43.424	26.757	196	35.102	197	41.565	190	216
5	1:45.086	27.351	194	36.239	193	41.496	191	217	16	1:43.835	26.712	196	35.403	196	41.720	188	216
6	1:43.930	26.636	195	35.519	193	41.775	190	216	17	1:56.781	27.719	191	35.648	193	53.414		213
7	1:43.784	26.622	195	35.579	192	41.583	192	216	18	7:36.652	6:16.067	178	38.220	184	42.365	193	
8	1:43.297	26.566	195	35.423	195	41.308	192	217	19	1:44.520	26.929	194	35.831	194	41.760	194	219
9	1:43.342	26.602	196	35.265	195	41.475	191	217	20	1:43.874	26.780	198	35.573	195	41.521	192	220
10	1:43.318	26.724	196	35.119	195	41.475	191	216	21	1:43.915	26.722	197	35.661	196	41.532	194	218
11	1:56.030	26.835	194	35.502	194	53.693		216									

8	Engstler, DEU								theoretical besttime: 1:41.735								
1	12:53.457					12:53.457			9	4:26.861	3:04.630	174	40.002	186	42.229	190	
2	2:11.940	49.811	154	39.486	189	42.643	180		10	1:42.958	26.936	193	35.284	192	40.738	191	213
3	1:46.186	29.289	193	35.740	194	41.157	191	164	11	1:42.071	26.708	193	34.503	196	40.860	190	216
4	1:59.640	26.983	193	35.239	194	57.418		216	12	1:41.965	26.602	194	34.530	195	40.833	191	215
5	3:50.888	2:34.910	191	35.085	196	40.893	191		13	1:42.167	26.563	194	34.638	194	40.966	190	216
6	1:42.583	26.818	193	34.832	196	40.933	191	216	14	1:42.357	26.707	194	34.690	196	40.960	191	216
7	1:42.205	26.572	194	34.545	195	41.088	192	216	15	1:58.778	26.494	196	34.959	194	57.325		216
8	1:59.414	26.591	194	34.839	194	57.984		216	16								

10	Leuchter, DEU								theoretical besttime: 1:41.965								
1	4:56.698					4:56.698			11	1:42.132	26.825	193	34.355	195	40.952	190	213
2	2:28.433	58.784	163	43.751	139	45.898	189		12	1:42.431	26.684	193	34.547	195	41.200	191	212
3	1:44.512	27.371	193	35.470	193	41.671	189	212	13	2:01.468	26.775	194	34.618	196	1:00.075		212
4	1:44.193	27.029	195	35.033	196	42.131	186	210	14	5:08.385	3:50.728	191	35.974	194	41.683	188	
5	1:43.878	26.941	192	35.148	194	41.789	185	210	15	1:42.550	26.718	194	34.606	194	41.226	189	212
6	1:43.746	26.982	192	35.039	196	41.725	189	212	16	1:42.794	26.658	195	34.924	195	41.212	190	214
7	2:16.035	27.216	193	38.568	144	1:10.251		213	17	1:43.239	26.702	195	34.896	195	41.641	188	215
8	5:15.455	3:46.029	136	43.807	187	45.619	179		18	1:42.957	26.751	195	34.887	194	41.319	191	213
9	1:57.013	28.980	166	45.774	153	42.259	188	206	19	1:43.016	26.880	195	34.828	195	41.308	190	216
10	1:42.556	27.045	191	34.543	196	40.968	190	210	20	1:42.932	26.805	194	34.825	195	41.302	191	214

11	Wankmüller, DEU								theoretical besttime: 1:42.879								
1	2:06.342					2:06.342			11	4:29.310	3:12.031	194	35.463	189	41.816	191	
2	2:59.615	50.646	129	45.747	140	1:23.222			12	1:43.388	26.912	194	34.931	192	41.545	190	213
3	2:40.777	1:10.596	154	42.453	120	47.728	188		13	1:43.335	26.826	194	35.173	192	41.336	190	213
4	2:03.263	30.427	126	46.136	118	46.700	189	212	14	1:59.196	26.948	194	35.131	193	57.117		213
5	1:45.030	26.960	191	36.409	191	41.661	192	211	15	5:44.884	4:28.226	196	35.216	193	41.442	191	
6	1:44.212	27.277	193	35.620	190	41.315	191	214	16	1:43.198	26.877	196	34.957	192	41.364	192	214
7	1:46.561	26.817	186	38.178	190	41.566	191	213	17	1:43.420	26.898	196	34.992	193	41.530	192	214
8	1:43.267	26.863	194	35.246	191	41.158	190	213	18	1:50.556	28.179	148	39.761	146	42.616	189	215
9	1:43.205	26.790	194	34.986	191	41.429	190	213	19	2:00.456	26.956	195	35.320	193	58.180		213
10	2:06.429	28.036	193	35.487	191	1:02.906		188									

14	Langeveld, NLD								theoretical besttime: 1:41.355								
1	3:20.290					3:20.290			7	1:43.031	26.252	199	34.645	196	42.134	189	220
2	2:05.327	43.379	156	38.761	184	43.187	191		8	1:42.022	26.448	198	34.669	196	40.905	193	218
3	1:57.391	27.094	192	36.359	191	53.938		217	9	2:04.092	26.706	194	35.134	196	1:02.252		219
4	4:24.905	2:56.525	121	45.765	167	42.615	194		10	11:43.014	10:25.185	187	36.676	192	41.153	193	
5	1:41.916	26.447	196	34.584	196	40.885	193	219	11	2:05.068	26.454	197	34.893	163	1:03.721		218
6	1:41.778	26.601	196	34.658	197	40.519	194	219	12								

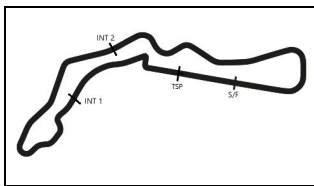
17	Preisig, CHE								theoretical besttime: 1:44.839								
1	2:36.578					2:36.578			10	2:01.200	27.852	186	36.196	191	57.152		199
2	2:36.050	1:01.295	108	46.192	147	48.563	165		11	5:18.892	4:00.135	187	36.515	190	42.242	188	
3	1:50.366	29.641	138	38.183	189	42.542	190	194	12	1:49.547	29.056	169	38.381	191	42.110	190	213
4	1:45.223	27.262	189	36.215	191	41.746	189	213	13	1:45.671	27.207	192	36.117	191	42.347	189	215
5	2:02.586	27.087	188	36.245	191	59.254		213	14	1:45.824	27.601	192	36.057	190	42.166	190	213

ver: 1.0

www.adac.de/motorsport

Page 1/ 4 printed: 26.4.2018 15:53





ADAC TCR Germany Testday



Sector List Session 3

Provisional

Autodrom Most, Length: 4212m

Air temperature: 15.32°C

Track temperature: 16.45°C

Weather condition: Dry

DMSB Reg. Nr.:

Thursday, April 26, 2018 15:05:00

Lap	Time	SE1	SP1	SE2	SP2	SE3	SP3	TSP	Lap	Time	SE1	SP1	SE2	SP2	SE3	SP3	TSP
6	10:27.148	9:08.002	177	36.856	190	42.290	190		15	1:46.079	27.178	193	36.843	192	42.058	191	215
7	1:45.646	27.307	189	36.306	191	42.033	190	213	16	1:46.429	27.230	193	36.321	188	42.878	191	214
8	1:45.160	27.166	191	36.006	192	41.988	190	213	17	1:46.108	27.920	187	36.089	192	42.099	190	215
9	1:46.310	28.268	191	36.039	191	42.003	188	171	18	1:45.351	27.286	194	36.182	192	41.883	191	215

19 Hesse, DEU

theoretical besttime: 1:46.727

1	4:58.837					4:58.837			5	1:49.035	28.234	173	37.209	156	43.592	163	208
2	2:40.007	1:00.959	114	48.568	110	50.480	193		6	1:59.511	32.949	140	40.912	193	45.650	195	145
3	1:58.405	31.824	132	39.977	172	46.604	184	188	7	2:04.969	27.232	183	35.903	180	1:01.834		200
4	2:05.725	37.974	135	41.768	169	45.983	193	149	8								

22 Proczyk, AUT

theoretical besttime: 1:42.408

1	3:39.817					3:39.817			10	5:38.081	4:21.041	190	35.684	191	41.356	190	
2	2:27.906	57.978	144	43.769	163	46.159	178		11	1:43.157	26.840	192	35.130	191	41.187	189	214
3	1:48.254	28.677	184	37.067	189	42.510	190	177	12	2:00.574	26.856	191	35.208	192	58.510		213
4	1:45.218	26.835	195	36.809	188	41.574	190	215	13	7:17.592	6:00.896	189	35.659	192	41.037	190	
5	1:46.811	28.009	185	36.139	189	42.663	189	203	14	1:42.626	26.778	194	34.901	193	40.947	189	214
6	1:43.095	26.746	192	35.134	191	41.215	189	214	15	1:43.136	26.754	195	34.809	193	41.573	188	213
7	1:42.780	26.664	192	35.112	191	41.004	189	215	16	1:42.776	26.652	194	35.014	192	41.110	188	213
8	1:42.949	26.773	192	35.008	192	41.168	187	213	17	1:44.197	26.812	196	35.569	191	41.816	190	212
9	2:04.585	26.777	192	36.034	187	1:01.774		213	18	2:05.382	28.510	179	36.743	165	1:00.129		214

26 Heinrich, DEU

theoretical besttime: 1:43.936

1	5:20.487					5:20.487			5	1:47.392	27.134	191	35.350	190	44.908	139	212
2	2:20.000	49.283	161	40.923	167	49.794	189		6	3:22.993	40.539	96	1:07.557	96	1:34.897		151
3	1:46.292	28.752	184	36.088	191	41.452	190	177	7								
4	1:45.452	27.248	193	35.550	192	42.654	188	214									

27 Coicaud, FRA

theoretical besttime: 1:42.139

1	9:00.611					9:00.611			11	1:43.017	26.939	191	34.960	193	41.118	188	212
2	2:13.692	49.226	177	37.351	187	47.115	190		12	1:43.349	26.775	193	34.849	194	41.725	188	212
3	1:44.901	27.202	192	35.857	191	41.842	190	214	13	1:43.361	27.031	194	35.153	191	41.177	190	212
4	2:00.744	27.971	192	35.627	193	57.146		215	14	1:58.142	26.936	192	35.184	192	56.022		213
5	4:12.373	2:53.868	189	36.388	188	42.117	189		15	4:03.058	2:44.290	190	36.315	191	42.453	190	
6	1:42.520	26.902	191	34.766	193	40.852	190	212	16	1:42.575	26.757	193	34.995	193	40.823	191	213
7	1:42.846	26.843	192	34.783	193	41.220	190	213	17	1:47.983	26.754	194	35.265	191	45.964	190	213
8	1:42.783	26.956	192	34.804	195	41.023	189	213	18	1:42.266	26.674	195	34.756	192	40.836	192	214
9	1:42.815	26.689	193	34.915	192	41.211	190	214	19	2:16.002	26.560	194	46.305	81	1:03.137		215
10	1:43.372	26.634	192	35.297	191	41.441	189	215									

29 Kuusiniemi, FIN

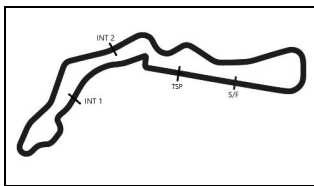
theoretical besttime: 1:41.277

1	2:44.984					2:44.984			11	1:42.024	26.904	193	34.565	196	40.555	191	214
2	2:22.542	53.757	123	43.937	159	44.848	186		12	1:41.669	26.589	194	34.215	194	40.865	191	215
3	1:46.746	28.220	172	36.745	191	41.781	190	211	13	1:43.324	26.507	195	34.850	195	41.967	191	215
4	1:43.747	26.938	194	35.309	192	41.500	189	213	14	1:41.934	26.570	195	34.452	195	40.912	189	213
5	1:42.873	26.764	193	34.820	194	41.289	186	211	15	2:06.845	30.226	135	38.438	175	58.181		175
6	1:43.268	26.839	195	35.051	194	41.378	188	210	16	4:26.967	3:08.898	175	36.234	192	41.835	189	
7	1:43.138	26.746	194	34.967	193	41.425	188	213	17	1:59.756	26.828	194	34.688	195	58.240		213
8	1:43.455	26.804	193	34.974	193	41.677	190	212	18	2:30.983	58.865	135	35.408	195	56.710		
9	2:03.057	26.898	195	35.854	189	1:00.305		214	19	2:28.785	58.686	176	35.713	193	54.386		
10	4:46.328	3:22.368	156	39.250	180	44.710	190		20	2:35.137	1:00.905	191	35.260	194	58.972		

30 Buri, FIN

theoretical besttime: 1:56.398

1	3:29.432					3:29.432			4	1:59.210	29.468	166	40.995	144	48.747	137	194
2	2:33.489	53.765	127	46.482	128	53.242	130		5	2:31.862	34.949	138	42.565	141	1:14.348		135
3	2:01.119	34.189	163	39.606	184	47.324	144	155	6								



ADAC TCR Germany Testday



Sector List Session 3

Provisional

Autodrom Most, Length: 4212m

Air temperature: 15.32°C

Track temperature: 16.45°C

Weather condition: Dry

DMSB Reg. Nr.:

Thursday, April 26, 2018 15:05:00

Lap	Time	SE1	SP1	SE2	SP2	SE3	SP3	TSP	Lap	Time	SE1	SP1	SE2	SP2	SE3	SP3	TSP
33	Reynolds, CHE								theoretical besttime: 1:44.150								
1	2:19.867	46.116	140	45.610	154	48.141	186		12	1:44.947	27.108	194	35.928	191	41.911	189	216
2	1:50.411	28.498	180	38.581	186	43.332	191	211	13	1:44.926	27.018	194	35.769	190	42.139	191	216
3	1:51.332	29.848	176	38.621	188	42.863	189	214	14	1:45.913	27.058	194	36.674	164	42.181	190	214
4	1:46.689	27.627	194	36.289	190	42.773	192	215	15	1:54.360	27.104	193	39.483	157	47.773	168	214
5	1:48.450	27.161	187	37.061	188	44.228	190	216	16	1:54.329	29.110	167	38.846	178	46.373	177	188
6	2:02.935	26.918	175	38.574	187	57.443		215	17	1:47.943	27.722	195	36.482	188	43.739	188	209
7	3:28.832	2:04.904	161	40.919	164	43.009	188		18	1:46.529	27.218	196	37.031	184	42.280	191	213
8	1:46.459	26.923	194	36.149	192	43.387	183	214	19	1:46.728	28.258	196	36.173	192	42.297	190	215
9	1:44.256	26.955	197	35.519	194	41.782	191	213	20	2:06.234	27.573	193	37.630	187	1:01.031		215
10	1:44.775	26.946	194	36.116	191	41.713	191	215	21								
11	1:45.218	27.366	195	35.608	194	42.244	190	215									

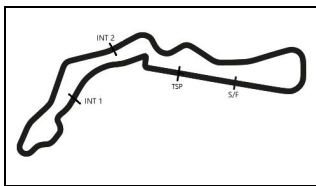
39	Thoma, CHE								theoretical besttime: 1:42.475								
1	9:14.828					9:14.828			10	1:43.955	27.038	194	35.244	193	41.673	190	216
2	2:08.925	47.645	137	38.870	187	42.410	189		11	1:57.394	27.059	193	35.316	196	55.019		215
3	1:45.378	27.655	193	36.136	184	41.587	190	214	12	4:00.645	2:39.717	157	38.832	171	42.096	190	
4	1:48.548	31.223	185	36.116	193	41.209	192	216	13	1:43.394	27.170	193	35.135	194	41.089	191	215
5	1:44.891	27.178	194	36.285	175	41.428	189	216	14	1:42.842	26.918	194	35.027	194	40.897	190	216
6	1:47.232	30.097	187	35.753	193	41.382	190	215	15	1:42.844	26.782	195	35.049	194	41.013	191	215
7	2:04.872	27.268	193	35.364	191	1:02.240		215	16	1:43.059	26.709	195	35.428	193	40.922	191	216
8	4:29.582	3:12.681	193	35.413	193	41.488	191		17	1:44.277	26.726	195	34.869	194	42.682	185	216
9	1:43.865	27.139	195	35.243	192	41.483	191	215	18	1:58.179	26.949	194	34.996	195	56.234		213

42	Niedertscheider, AUT								theoretical besttime: 1:42.395								
1	9:08.222					9:08.222			9	1:43.284	26.635	196	35.229	195	41.420	191	216
2	2:22.672	48.762	119	44.459	145	49.451	187		10	1:43.577	26.944	197	35.021	195	41.612	191	215
3	1:49.332	28.884	179	38.924	193	41.524	192	207	11	1:43.154	26.633	197	35.094	195	41.427	190	214
4	1:46.486	26.637	185	38.489	191	41.360	194	218	12	1:43.884	26.597	196	35.688	194	41.599	191	215
5	1:42.869	26.872	197	34.912	195	41.085	192	219	13	1:58.592	26.918	196	35.125	196	56.549		214
6	1:42.860	26.757	197	34.923	197	41.180	193	219	14	4:31.386	3:13.471	191	36.136	195	41.779	192	
7	1:43.088	26.909	195	34.713	198	41.466	191	217	15	1:44.443	26.968	196	35.221	195	42.254	191	215
8	1:43.207	26.893	197	34.912	196	41.402	191	215	16		28.209	198	35.361	197			179

44	Kaibach, DEU								theoretical besttime: 1:42.656								
1	4:59.953					4:59.953			10	5:43.141	4:25.414	183	36.313	190	41.414	191	
2	2:35.744	1:01.483	113	43.573	126	50.688	183		11	1:43.485	27.155	194	35.064	195	41.266	192	217
3	1:56.865	33.578	107	40.015	184	43.272	191	197	12	1:43.206	26.823	194	34.965	196	41.418	189	218
4	1:45.433	27.360	194	36.244	192	41.829	192	216	13	1:56.226	26.798	196	35.567	195	53.861		217
5	1:42.981	26.610	194	35.173	194	41.198	191	218	14	4:36.023	3:19.001	196	35.615	196	41.407	193	
6	1:43.791	26.784	196	35.385	195	41.622	190	219	15	1:43.074	26.771	197	35.106	193	41.197	193	220
7	1:42.871	26.678	194	35.112	194	41.081	190	218	16	1:42.865	26.682	196	34.987	194	41.196	194	220
8	1:42.950	26.651	196	35.012	196	41.287	192	218	17	1:58.521	26.857	197	35.631	194	56.033		222
9	2:22.720	28.295	151	41.519	150	1:12.906		219	18								

47	Kankkunen, FIN								theoretical besttime: 1:43.564								
1	15:19.169					15:19.169			5	1:45.036	27.276	186	35.885	194	41.875	191	214
2	2:19.958	50.153	127	42.801	117	47.004	184		6	2:42.160	26.887	192	35.172	194	1:40.101		214
3	1:47.902	28.704	185	36.830	187	42.368	190	209	7								
4	1:44.179	27.286	192	35.388	193	41.505	191	214									

53	Halder, DEU								theoretical besttime: 1:41.527								
1	9:13.789					9:13.789			9	1:41.856	26.713	196	34.821	196	40.322	194	218
2	2:38.331	48.225	138	43.091	148	1:07.015			10	2:05.855	27.529	175	36.947	180	1:01.379		218
3	5:47.530	4:12.876	128	40.877	158	53.777	162		11	5:06.398	3:42.654	129	42.152	188	41.592	194	
4	1:49.328	30.199	188	36.769	191	42.360	195	180	12	1:42.311	26.671	197	34.700	197	40.940	192	219
5	1:42.900	27.438	195	34.975	196	40.487	196	220	13	1:41.855	26.505	198	34.743	197	40.607	196	218
6	1:54.880	29.331	123	42.533	170	43.016	195	212	14	1:42.506	26.894	197	34.994	196	40.618	195	221
7	1:42.198	26.733	195	34.798	196	40.667	192	219	15	1:42.543	26.607	197	34.973	197	40.963	193	220
8	1:41.844	26.688	196	34.712	196	40.444	194	216	16	2:16.258	26.913	196	37.042	143	1:12.303		219



ADAC TCR Germany Testday



Sector List Session 3

Provisional

Autodrom Most, Length: 4212m

Air temperature: 15.32°C

Track temperature: 16.45°C

Weather condition: Dry

DMSB Reg. Nr.:

Thursday, April 26, 2018 15:05:00

Lap	Time	SE1	SP1	SE2	SP2	SE3	SP3	TSP	Lap	Time	SE1	SP1	SE2	SP2	SE3	SP3	TSP
54	Reicher, AUT								theoretical besttime: 1:41.640								
1	13:16.647					13:16.647			9	1:56.087	26.809	196	35.087	195	54.191		218
2	2:11.420	47.456	170	39.906	169	44.058	190		10	5:18.855	3:58.295	165	37.969	187	42.591	192	
3	2:10.003	27.765	189	39.967	189	1:02.271		216	11	1:42.291	26.690	197	34.913	196	40.688	195	218
4	5:36.258	4:18.694	184	36.139	192	41.425	194		12	1:41.903	26.437	198	34.792	195	40.674	194	220
5	1:42.994	26.949	196	35.176	196	40.869	194	219	13	1:42.390	26.986	198	34.755	193	40.649	194	219
6	1:42.319	26.652	197	34.800	195	40.867	192	219	14	1:41.671	26.407	198	34.584	198	40.680	194	220
7	1:42.455	26.641	197	34.942	195	40.872	192	219	15		31.237	157	36.876	190			200
8	1:42.587	26.730	196	34.908	197	40.949	192	218									

55	Fugel, DEU								theoretical besttime: 1:44.378								
1	5:02.362					5:02.362			10	1:45.132	27.227	191	35.674	192	42.231	190	215
2	2:37.062	1:02.840	118	44.773	133	49.449	191		11	1:46.577	27.500	193	36.224	180	42.853	190	213
3	1:46.912	28.947	190	36.099	191	41.866	188	180	12	1:45.116	27.346	193	35.705	191	42.065	191	214
4	1:46.215	27.205	193	35.522	192	43.488	191	212	13	1:46.256	27.401	191	36.680	192	42.175	190	212
5	1:45.908	27.396	194	36.190	193	42.322	188	206	14	1:45.618	27.371	192	36.191	194	42.056	190	213
6	1:47.305	27.478	193	36.087	191	43.740	192	212	15	1:47.898	27.523	193	38.168	191	42.207	189	211
7	1:44.910	27.560	192	35.699	193	41.651	190	216	16	2:30.712	27.897	192	59.797	126	1:03.018		213
8	2:02.810	27.286	191	36.427	174	59.097		214	17								
9	3:48.130	2:26.933	159	39.154	193	42.043	190										

77	Häußermann, DEU								theoretical besttime: 1:42.046								
1	20:30.432					20:30.432			8	1:42.792	27.039	194	34.971	194	40.782	191	217
2	2:08.885	44.042	161	39.969	181	44.874	189		9	1:42.168	26.548	196	34.957	194	40.663	192	216
3	1:49.597	30.235	112	37.379	193	41.983	188	210	10	1:43.476	27.575	195	35.002	193	40.899	192	215
4	1:58.861	27.433	192	36.192	191	55.236		212	11	1:55.520	26.674	196	34.932	196	53.914		215
5	4:53.438	3:30.740	139	39.672	187	43.026	191		12	2:52.868	1:37.038	195	34.998	194	40.832	192	
6	1:44.713	27.787	189	35.819	194	41.107	189	212	13	1:42.315	26.817	196	34.861	193	40.637	191	216
7	1:42.621	26.660	196	35.181	193	40.780	192	213									

88	Fugel, DEU								theoretical besttime: 1:41.991								
1	16:40.483					16:40.483			9	1:42.725	26.945	190	34.882	194	40.898	187	209
2	2:17.589	55.640	144	39.505	185	42.444	187		10	1:56.613	26.957	190	35.391	192	54.265		210
3	1:43.098	27.228	189	35.269	191	40.601	191	211	11	4:47.060	3:29.948	186	35.789	191	41.323	189	
4	1:42.223	27.070	190	34.859	192	40.294	190	212	12	1:43.238	27.135	190	35.286	192	40.817	188	212
5	1:43.758	26.941	191	36.186	194	40.631	189	214	13	1:42.722	26.984	190	35.012	194	40.726	190	212
6	1:44.526	27.381	191	36.352	180	40.793	189	214	14	1:43.024	26.838	191	35.101	193	41.085	189	212
7	1:43.588	27.653	189	35.153	192	40.782	188	212	15	1:43.011	27.114	191	35.046	192	40.851	190	213
8	1:43.290	26.924	188	34.918	194	41.448	186	210	16	1:44.897	26.991	191	35.134	193	42.772	172	213

99	Sandberg, NLD								theoretical besttime: 1:44.341								
1	4:45.292					4:45.292			11	1:49.664	28.466	177	38.131	185	43.067	188	204
2	2:43.428	55.352	121	52.421	134	55.655	162		12	1:46.520	27.443	187	36.649	188	42.428	190	212
3	2:10.670	32.807	151	46.048	175	51.815	165	177	13	1:45.380	27.007	194	36.254	188	42.119	189	214
4	1:55.147	30.904	170	39.294	177	44.949	186	180	14	1:45.229	27.014	193	36.074	188	42.141	189	215
5	2:09.261	28.851	180	37.541	184	1:02.869		183	15	1:45.054	27.065	193	36.036	189	41.953	190	215
6	3:53.496	2:31.297	173	38.065	184	44.134	189		16	1:44.341	26.925	196	35.684	191	41.732	190	216
7	1:47.310	27.540	190	37.208	185	42.562	189	214	17	1:45.531	27.591	194	35.857	188	42.083	189	216
8	1:46.271	27.303	191	36.337	187	42.631	190	215	18	1:44.995	27.083	196	35.847	190	42.065	189	214
9	2:07.472	27.287	193	38.144	163	1:02.041		215	19	1:45.291	27.074	196	36.260	187	41.957	190	214
10	4:30.802	2:50.316	105	46.026	117	54.460	179		20	1:44.898	27.086	196	35.905	190	41.907	189	216