



ADAC TCR Germany



Sector List Test Session 4

Provisional

Motorsportarena Oschersleben, Length: 3667m

Air temperature: N/A°C

Track temperature: N/A°C

Weather condition: Dry

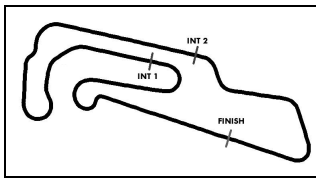
Tuesday, March 27, 2018 9:50:00

Lap	Time	SE1	SP1	SE2	SP2	SE3	SP3	TSP	Lap	Time	SE1	SP1	SE2	SP2	SE3	SP3	TSP
2 Fulin, CZE									theoretical besttime: 1:32.408								
1	3:49.444					3:49.444			14	1:33.042	33.745	172	32.408	201	26.889	177	215
2	3:10.745	1:24.631	78	58.433	96	47.681	91		15	1:33.401	33.875	172	32.500	201	27.026	177	216
3	2:20.313	53.091	77	55.130	81	32.092	170	95	16	1:50.921	33.942	171	33.068	199	43.911		216
4	1:39.683	35.394	167	34.462	111	29.827	172	206	17	7:40.867	6:38.940	146	33.955	199	27.972	176	
5	1:34.904	34.579	172	33.008	201	27.317	176	210	18	1:33.393	33.889	172	32.596	198	26.908	176	213
6	1:34.600	34.437	170	32.894	201	27.269	176	216	19	1:34.254	33.842	172	33.033	200	27.379	176	213
7	1:34.758	34.211	170	33.112	200	27.435	175	214	20	1:33.674	34.096	171	32.527	200	27.051	176	213
8	1:52.797	34.536	170	35.186	187	43.075		214	21	1:51.902	33.984	170	34.113	161	43.805		214
9	4:43.004	3:28.802	107	44.595	135	29.607	169		22	8:15.599	7:08.629	119	37.454	135	29.516	172	
10	1:33.758	34.420	171	32.562	201	26.776	177	206	23	1:33.906	34.436	171	32.657	198	26.813	177	209
11	1:33.031	33.745	171	32.408	203	26.878	176	214	24	1:32.976	33.840	171	32.512	200	26.624	178	216
12	1:32.910	33.772	172	32.200	201	26.938	177	215	25	1:55.017	33.584	173	32.466	202	48.967		217
13	1:33.046	33.806	172	32.452	200	26.788	177	216									

Lap	Time	SE1	SP1	SE2	SP2	SE3	SP3	TSP	Lap	Time	SE1	SP1	SE2	SP2	SE3	SP3	TSP
6 Holdener, CHE									theoretical besttime: 1:33.575								
1	3:15.698	1:48.586	113	49.592	100	37.520	163		17	1:34.422	34.147	171	33.128	203	27.147	178	216
2	1:55.107	43.734	163	40.259	196	31.114	173	138	18	1:34.007	33.756	172	33.098	202	27.153	178	216
3	1:42.561	36.858	170	35.692	187	30.011	175	198	19	1:38.239	34.609	168	35.639	169	27.991	176	216
4	1:41.956	35.723	169	37.856	200	28.377	175	213	20	1:48.781	34.281	172	33.413	200	41.087		214
5	1:37.753	35.234	169	34.316	200	28.203	174	212	21	5:57.832	4:53.598	168	35.631	135	28.603	176	
6	1:40.712	35.131	170	35.598	200	29.983	171	212	22	1:36.184	35.717	169	33.126	201	27.341	178	215
7	1:36.755	35.310	172	33.492	203	27.953	177	212	23	1:34.034	33.969	173	32.862	201	27.203	178	215
8	1:35.582	34.636	171	33.315	203	27.631	177	215	24	1:40.085	34.305	172	34.881	167	30.899	178	216
9	1:37.563	34.350	172	35.551	199	27.662	177	214	25	1:34.364	33.998	174	32.865	202	27.501	179	216
10	1:35.217	34.396	172	33.342	201	27.479	177	214	26	1:34.493	34.298	172	33.040	203	27.155	179	217
11	1:35.268	34.563	170	33.226	201	27.479	177	215	27	1:34.584	34.536	173	32.859	203	27.189	178	216
12	1:34.810	34.416	171	33.030	201	27.364	177	215	28	1:34.359	34.212	172	32.999	200	27.148	178	217
13	1:52.028	35.801	167	36.131	176	40.096		214	29	1:33.790	33.971	172	32.764	200	27.055	178	217
14	3:57.379	2:54.534	169	34.487	196	28.358	177		30	1:35.585	34.014	173	34.232	201	27.339	178	216
15	1:35.744	34.613	171	33.630	201	27.501	178	215	31	1:34.564	34.005	173	33.070	198	27.489	177	217
16	1:34.798	34.065	172	32.895	201	27.838	178	216	32	1:52.096	34.047	173	32.951	202	45.098		216

Lap	Time	SE1	SP1	SE2	SP2	SE3	SP3	TSP	Lap	Time	SE1	SP1	SE2	SP2	SE3	SP3	TSP
7 Halder, DEU									theoretical besttime: 1:33.041								
1	1:51.902					1:51.902			16	1:33.472	34.144	165	32.532	193	26.796	171	204
2	2:33.399	1:15.132	109	44.580	140	33.687	149		17	1:33.196	34.033	166	32.474	193	26.689	170	206
3	1:45.330	40.091	148	36.668	190	28.571	171	169	18	1:33.062	33.994	167	32.358	193	26.710	170	205
4	1:36.350	35.117	167	33.676	196	27.557	172	205	19	1:51.229	36.552	158	35.539	171	39.138		191
5	1:35.167	34.594	167	33.042	195	27.531	172	207	20	4:36.373	3:34.842	161	33.997	192	27.534	169	
6	1:35.603	35.269	168	32.945	196	27.389	171	207	21	1:35.659	34.913	165	33.270	193	27.476	170	204
7	1:34.112	34.442	168	32.533	196	27.137	171	207	22	1:35.275	34.970	165	33.095	192	27.210	169	206
8	1:56.827	38.355	161	34.898	162	43.574		208	23	1:34.624	34.651	164	32.942	191	27.031	170	204
9	3:56.761	2:56.108	164	33.392	195	27.261	171		24	1:34.320	34.408	165	32.942	192	26.970	170	204
10	1:34.273	34.227	168	32.719	196	27.327	171	207	25	1:35.963	34.653	165	34.054	192	27.256	169	205
11	1:33.860	34.199	166	32.664	193	26.997	170	207	26	1:34.255	34.478	164	32.897	191	26.880	170	204
12	1:33.735	34.130	166	32.685	193	26.920	171	206	27	1:34.610	34.515	165	32.899	191	27.196	169	205
13	1:48.273	34.264	167	33.604	176	40.405		206	28	1:46.917	45.459	161	34.205	191	27.253	169	205
14	6:42.668	5:41.310	165	34.138	192	27.220	170		29	1:34.540	34.565	166	32.875	192	27.100	170	204
15	1:38.535	34.240	166	34.856	153	29.439	170	204	30	1:54.223	34.574	165	33.126	192	46.523		205

Lap	Time	SE1	SP1	SE2	SP2	SE3	SP3	TSP	Lap	Time	SE1	SP1	SE2	SP2	SE3	SP3	TSP
10 Leuchter, DEU									theoretical besttime: 1:32.275								
1	3:25.139					3:25.139			15	1:43.612	35.792	167	37.849	114	29.971	174	207
2	2:35.155	1:16.433	134	44.801	109	33.921	141		16	1:54.704	39.321	91	47.900	190	27.483	177	172
3	1:45.395	39.132	161	36.778	197	29.485	171	164	17	1:32.833	33.784	172	32.357	200	26.692	177	213
4	1:38.717	36.164	133	34.793	202	27.760	177	207	18	1:32.355	33.532	173	32.262	200	26.561	177	213
5	1:34.592	34.441	173	32.758	203	27.393	175	214	19	1:32.345	33.456	172	32.258	201	26.631	175	213
6	1:34.060	34.121	172	32.770	200	27.169	175	213	20	1:55.976	33.722	170	32.580	165	49.674		214
7	1:33.980	34.183	171	32.548	201	27.249	177	213	21	6:51.176	5:49.824	169	34.177	197	27.175	177	
8	1:53.169	33.828	172	32.694	202	46.647		215	22	1:33.108	33.860	172	32.399	199	26.849	178	214
9	7:37.789	6:34.590	137	35.720	195	27.479	175		23	1:32.853	33.648	172	32.347	198	26.858	176	215
10	1:33.899	33.984	170	32.800	199	27.115	175	210	24	1:33.830	33.755	172	32.690	201	27.385	177	214
11	1:33.535	33.869	171	32.511	201	27.155	176	212	25	1:34.119	34.194	169	32.880	199	27.045	178	215
12	1:33.887	33.952	171	32.732	199	27.203	174	214	26	1:33.138	33.691	173	32.431	200	27.016	174	216



ADAC TCR Germany



Sector List Test Session 4

Provisional

Motorsportarena Oschersleben, Length: 3667m

Air temperature: N/A°C

Track temperature: N/A°C

Weather condition: Dry

Tuesday, March 27, 2018 9:50:00

Lap	Time	SE1	SP1	SE2	SP2	SE3	SP3	TSP	Lap	Time	SE1	SP1	SE2	SP2	SE3	SP3	TSP
13	1:51.396	34.025	171	32.753	197	44.618		210	27	2:17.436	35.347	127	44.647	112	57.442		213
14	4:33.812	3:24.315	130	39.561	162	29.936	170										

11 Wankmüller, DEU

theoretical besttime: 1:33.414

1	7:52.063					7:52.063			15	1:33.625	33.809	173	32.778	200	27.038	177	218
2	2:42.845	1:06.835	104	46.889	135	49.121			16	1:33.952	33.849	174	32.731	203	27.372	177	219
3	4:42.058	3:18.639	129	38.839	154	44.580			17	1:34.936	34.602	174	33.261	199	27.073	181	213
4	2:20.431	1:17.211	173	35.125	198	28.095	177		18	1:33.870	33.972	175	32.821	203	27.077	179	219
5	1:40.099	34.524	172	33.577	200	31.998	173	215	19	1:34.014	33.888	174	32.879	202	27.247	178	219
6	1:35.924	35.051	174	33.346	199	27.527	177	204	20	1:35.645	33.886	175	32.879	200	28.880	174	219
7	1:33.735	33.985	174	32.572	200	27.178	178	215	21	1:34.179	34.050	175	33.021	203	27.108	176	217
8	1:33.841	33.878	174	32.722	201	27.241	175	215	22	1:34.812	34.232	172	33.162	200	27.418	177	220
9	1:33.692	33.900	172	32.759	202	27.033	178	213	23	1:35.574	34.712	171	33.485	198	27.377	180	217
10	1:33.804	33.908	174	32.795	199	27.101	177	217	24	1:34.238	34.097	174	32.901	199	27.240	178	219
11	1:35.014	33.872	173	33.012	200	28.130	177	217	25	1:34.432	34.181	174	32.873	201	27.378	177	217
12	1:34.751	34.821	173	32.889	200	27.041	178	205	26	1:49.471	34.709	173	33.804	202	40.958		215
13	1:33.846	33.982	173	32.611	201	27.253	178	216	27	5:27.237	4:00.624	92	41.400	183	45.213		
14	1:34.502	34.247	175	32.866	199	27.389	176	216									

14 Langeveld, NLD

theoretical besttime: 1:32.862

1	2:12.241			1:42.183	188	30.058	173		14	1:33.369	33.941	171	32.416	202	27.012	177	217
2	1:54.401	36.974	164	35.406	197	42.021		205	15	1:33.878	33.888	172	32.774	200	27.216	177	216
3	3:41.169	2:38.305	166	34.056	197	28.808	175		16	1:47.447	33.850	171	32.565	200	41.032		216
4	1:34.712	34.337	171	32.698	199	27.677	177	213	17	10:43.423	9:35.273	168	34.654	198	33.496	175	
5	1:34.100	34.460	169	32.563	201	27.077	176	212	18	1:35.558	34.943	169	33.350	201	27.265	176	213
6	1:33.453	33.970	172	32.386	201	27.097	177	214	19	1:33.207	34.034	170	32.329	201	26.844	176	216
7	1:33.145	33.862	172	32.177	203	27.106	174	216	20	1:33.247	33.841	172	32.516	202	26.890	176	215
8	1:34.729	33.932	173	33.464	202	27.333	177	215	21	1:33.601	33.891	172	32.380	203	27.330	177	216
9	1:45.518	33.915	171	32.288	202	39.315		214	22	1:49.959	33.939	173	33.213	201	42.807		216
10	7:22.762	6:15.177	161	38.511	193	29.074	175		23	4:15.314	3:03.792	161	39.935	169	31.587	174	
11	1:35.926	35.112	167	33.631	193	27.183	177	212	24	1:50.218	38.311	168	40.219	154	31.688	169	183
12	1:33.327	33.975	172	32.380	201	26.972	176	214	25	2:05.681	39.344	147	40.023	142	46.314		176
13	1:33.524	34.111	173	32.380	202	27.033	177	215									

15 Kovac, CRO

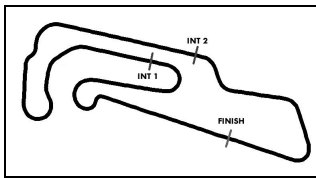
theoretical besttime: 1:35.442

1	3:13.799	1:45.386	131	49.899	106	38.514	146		10	1:50.603	36.138	117	36.604	190	37.861		205
2	2:00.781	44.711	152	42.230	173	33.840	160	149	11	5:52.103	4:49.803	164	34.124	192	28.176	172	
3	1:58.594	42.231	152	42.252	173	34.111	160	157	12	1:36.766	35.343	164	33.711	192	27.712	171	207
4	2:17.360	42.954	129	42.561	175	51.845		169	13	1:35.864	34.970	167	33.229	192	27.665	171	207
5	5:23.158	4:06.517	154	41.727	153	34.914	155		14	1:35.745	34.799	166	33.379	192	27.567	172	205
6	1:56.432	42.398	152	40.722	182	33.312	162	165	15	1:35.540	34.669	167	33.294	192	27.577	173	207
7	2:15.353	39.866	161	41.061	163	54.426		188	16	1:54.154	34.646	167	33.573	191	45.935		208
8	8:42.239	7:36.124	164	36.503	184	29.612	168		17	7:39.759	6:30.553	112	38.939	172	30.267	167	
9	1:38.955	36.361	164	34.296	190	28.298	169	196	18	1:53.940	37.255	161	35.006	180	41.679		189

17 Preisig, CHE

theoretical besttime: 1:34.297

1	9:42.960					9:42.960			14	1:36.609	34.786	174	34.059	197	27.764	179	210
2	2:43.681	1:19.321	93	47.098	105	37.262	115		15	1:34.809	34.228	173	33.212	203	27.369	179	219
3	2:00.596	47.387	102	41.231	140	31.978	156	116	16	1:34.525	34.116	173	33.093	203	27.316	179	220
4	1:44.848	38.824	162	36.666	196	29.358	177	165	17	1:34.384	34.023	173	33.180	203	27.181	180	220
5	1:39.272	35.877	172	34.970	205	28.425	178	206	18	1:34.570	34.089	175	33.134	204	27.347	180	220
6	1:37.498	35.213	171	34.072	206	28.213	179	218	19	1:35.250	34.076	174	33.651	204	27.523	178	221
7	1:35.872	34.520	172	33.684	204	27.668	178	213	20	1:55.762	36.004	161	36.139	163	43.619		217
8	1:53.630	34.961	174	34.365	201	44.304		216	21	4:41.710	3:31.447	147	38.926	143	31.337	166	
9	3:30.091	2:27.254	174	34.803	203	28.034	180		22	1:39.408	36.765	174	34.218	199	28.425	178	186
10	1:35.652	34.528	175	33.706	204	27.418	178	217	23	2:02.005	38.152	136	40.656	149	43.197		202
11	1:35.272	34.303	173	33.539	203	27.430	180	220	24	7:08.824	6:04.200	169	35.856	188	28.768	178	
12	1:35.263	34.243	174	33.439	207	27.581	178	222	25	2:11.657	36.796	136	39.635	140	55.226		206
13	1:35.321	34.423	173	33.316	207	27.582	178	221									



ADAC TCR Germany



Sector List Test Session 4

Provisional

Motorsportarena Oschersleben, Length: 3667m

Air temperature: N/A°C

Track temperature: N/A°C

Weather condition: Dry

Tuesday, March 27, 2018 9:50:00

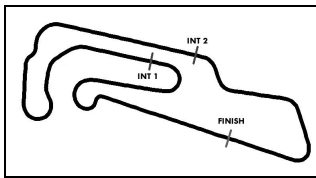
Lap	Time	SE1	SP1	SE2	SP2	SE3	SP3	TSP	Lap	Time	SE1	SP1	SE2	SP2	SE3	SP3	TSP
19 Hesse, DEU									theoretical besttime: 1:33.426								
1	2:26.280					2:26.280			12	4:48.894	3:47.988	171	33.556	200	27.350	176	
2	2:26.259	1:08.992	122	43.257	139	34.010	156		13	1:33.907	34.247	174	32.579	202	27.081	176	216
3	1:55.272	40.294	128	41.561	105	33.417	170	185	14	1:36.161	33.959	174	34.893	196	27.309	176	217
4	1:58.328	37.020	169	35.824	198	45.484		200	15	1:34.377	34.389	172	32.682	203	27.306	176	216
5	3:52.128	2:47.646	99	36.450	200	28.032	175		16	1:47.515	34.215	172	33.376	201	39.924		216
6	1:34.766	34.477	173	32.740	203	27.549	176	214	17	7:51.779	6:49.560	169	34.556	198	27.663	176	
7	1:33.832	34.237	172	32.436	204	27.159	176	215	18	1:40.485	38.267	166	34.641	202	27.577	176	214
8	1:34.203	34.041	173	33.057	200	27.105	176	217	19	1:34.174	34.266	173	32.747	203	27.161	176	215
9	1:34.057	34.095	172	32.931	203	27.031	176	216	20	1:34.334	34.335	173	32.719	202	27.280	176	216
10	1:34.101	34.072	174	32.972	202	27.057	175	216	21	1:34.438	34.357	174	32.721	201	27.360	176	216
11	1:56.282	40.647	169	34.332	201	41.303		216	22	1:49.174	34.328	172	32.992	202	41.854		216

22 Proczyk, AUT									theoretical besttime: 1:32.550								
1	8:05.557					8:05.557			11	1:33.306	33.939	173	32.622	204	26.745	178	219
2	2:26.133	1:11.703	154	42.779	174	31.651	175		12	1:33.029	33.573	174	32.479	203	26.977	178	223
3	1:46.834	37.995	156	38.382	182	30.457	174	190	13	1:33.151	33.816	173	32.329	203	27.006	181	222
4	1:54.816	36.162	170	36.194	198	42.460		203	14	1:47.404	35.306	173	34.100	200	37.998		222
5	4:09.869	3:06.739	170	34.873	200	28.257	175		15	9:28.787	8:26.100	172	35.050	201	27.637	177	
6	1:35.014	34.382	172	33.309	203	27.323	178	218	16	1:34.309	34.087	175	32.980	201	27.242	178	218
7	1:33.835	33.787	172	32.904	201	27.144	177	220	17	1:33.270	33.781	175	32.570	202	26.919	177	219
8	1:34.297	33.797	175	33.265	201	27.235	176	219	18	1:32.689	33.654	176	32.232	202	26.803	178	216
9	1:39.031	34.261	172	35.661	196	29.109	176	217	19	1:32.709	33.608	174	32.268	201	26.833	179	222
10	1:38.536	35.174	171	35.355	197	28.007	177	220	20	1:46.267	33.942	173	32.672	202	39.653		219

23 Steibel, DEU									theoretical besttime: 1:35.445								
1	8:35.095					8:35.095			11	1:35.486	34.761	168	33.197	196	27.528	173	209
2	3:25.943	2:00.974	101	47.064	103	37.905	144		12	1:36.217	35.104	143	33.577	194	27.536	175	209
3	1:56.597	43.560	121	40.307	163	32.730	163	148	13	1:50.509	35.006	167	34.404	190	41.099		211
4	1:42.513	37.065	165	35.997	171	29.451	173	201	14	6:40.629	5:37.250	164	35.268	196	28.111	172	
5	1:39.224	35.731	164	34.984	193	28.509	172	208	15	1:36.445	35.082	165	33.585	195	27.778	171	207
6	1:38.040	35.602	165	34.523	195	27.915	172	208	16	1:36.465	35.029	167	33.711	195	27.725	174	209
7	1:36.689	35.191	165	33.711	196	27.787	172	208	17	1:36.279	34.944	166	33.602	194	27.733	174	209
8	1:37.497	35.129	167	33.989	197	28.379	171	209	18	1:36.366	35.031	166	33.452	194	27.883	173	209
9	1:36.060	35.030	165	33.378	197	27.652	173	207	19	1:57.309	35.253	164	34.742	152	47.314		209
10	1:35.598	34.781	168	33.330	195	27.487	173	210									

27 Coicaud, FRA									theoretical besttime: 1:33.101								
1	2:24.754			1:52.859	175	31.895	165		15	5:00.172	3:59.044	169	33.744	198	27.384	175	
2	1:54.480	38.262	163	36.426	192	39.792		197	16	1:36.412	33.976	172	34.671	193	27.765	175	212
3	4:30.913	3:26.761	166	35.141	193	29.011	173		17	1:33.755	34.086	171	32.626	199	27.043	176	212
4	1:37.148	35.133	170	33.818	197	28.197	172	210	18	1:33.371	33.883	171	32.469	198	27.019	175	213
5	1:38.231	35.008	171	34.826	199	28.397	173	210	19	1:33.626	33.952	171	32.555	200	27.119	176	213
6	1:37.556	35.705	170	34.033	195	27.818	173	210	20	1:38.539	34.844	157	35.917	170	27.778	176	213
7	1:46.911	34.470	170	33.054	197	39.387		210	21	1:37.158	34.095	171	34.174	174	28.889	175	212
8	5:07.854	3:46.988	130	39.374	154	41.492			22	1:33.295	33.866	172	32.494	198	26.935	176	212
9	2:15.060	1:10.408	170	34.637	160	30.015	174		23	1:33.120	33.862	172	32.488	198	26.770	177	213
10	1:35.561	34.495	170	33.441	198	27.625	174	210	24	1:40.588	35.157	137	36.994	172	28.437	175	213
11	1:34.264	34.239	172	32.722	198	27.303	174	211	25	1:33.603	34.111	172	32.523	197	26.969	175	211
12	1:33.749	34.034	172	32.593	197	27.122	176	210	26	1:49.053	37.007	143	35.106	194	36.940		210
13	1:44.224	33.889	172	38.935	125	31.400	173	213	27	2:14.977	1:06.884	171	33.184	198	34.909		
14	1:42.838	34.089	171	33.519	197	35.230		211									

33 Reynolds, CHE									theoretical besttime: 1:35.493								
1	2:50.205			2:13.167	123	37.038	147		16	2:05.410	36.324	171	39.193	158	49.893		212
2	1:56.932	43.121	139	41.269	171	32.542	165	173	17	2:52.147	1:21.422	127	41.343	151	49.382		
3	1:59.426	37.799	169	46.586	139	35.041	160	190	18	6:44.250							
4	1:56.965	41.245	122	44.591	139	31.129	172	193	19	2:30.373	1:11.172	124	43.832	129	35.369	146	
5	1:42.128	37.125	165	35.502	199	29.501	174	207	20	2:04.379	44.267	118	44.940	107	35.172	161	176
6	1:44.935	36.346	163	35.011	199	33.578	171	210	21	1:41.935	36.660	169	35.881	197	29.394	174	203
7	1:49.337	38.063	165	39.580	156	31.694	166	205	22	1:40.394	36.695	169	34.778	196	28.921	175	211
8	1:41.132	36.651	168	35.484	194	28.997	176	201	23	1:38.594	35.758	167	34.560	199	28.276	175	212



ADAC TCR Germany



Sector List Test Session 4

Provisional

Motorsportarena Oschersleben, Length: 3667m

Air temperature: N/A°C

Track temperature: N/A°C

Weather condition: Dry

Tuesday, March 27, 2018 9:50:00

Lap	Time	SE1	SP1	SE2	SP2	SE3	SP3	TSP	Lap	Time	SE1	SP1	SE2	SP2	SE3	SP3	TSP
9	2:11.587	35.632	169	39.252	132	56.703		213	24	1:37.987	35.499	170	34.308	198	28.180	175	209
10	2:39.459	1:33.941	166	35.907	177	29.611	175		25	1:36.830	35.216	172	33.902	198	27.712	177	213
11	1:39.656	35.895	168	34.751	199	29.010	149	211	26	1:35.680	34.689	169	33.552	198	27.439	177	214
12	1:38.461	35.915	170	34.121	198	28.425	176	197	27	1:35.510	34.630	170	33.553	198	27.327	177	215
13	1:38.113	34.829	170	34.376	198	28.908	173	211	28	1:39.017	35.347	165	35.143	180	28.527	175	215
14	1:37.695	35.107	171	34.273	199	28.315	175	212	29	1:36.459	35.127	171	33.550	198	27.782	173	213
15	1:37.143	35.052	170	33.882	198	28.209	176	212	30	2:12.999	34.616	172	42.152	134	56.231		213

44 Kaibach, DEU

theoretical besttime: 1:32.675

1	3:03.874					3:03.874			11	1:33.061	34.002	172	32.121	204	26.938	177	216
2	2:38.501	1:20.465	91	43.487	143	34.549	159		12	1:33.629	33.854	173	32.552	201	27.223	175	216
3	1:52.961	41.681	153	39.698	184	31.582	173	173	13	1:33.395	34.459	173	32.216	204	26.720	179	216
4	2:05.810	38.891	168	38.456	188	48.463		184	14	1:33.025	34.033	174	32.292	204	26.700	178	218
5	5:05.694	4:01.116	166	35.999	197	28.579	177		15	1:33.091	34.031	174	32.281	204	26.779	178	219
6	1:35.580	35.149	170	32.974	202	27.457	177	216	16	1:33.215	33.975	174	32.187	205	27.053	177	219
7	1:42.195	41.904	168	33.314	202	26.977	177	217	17	1:47.160	35.184	170	34.470	199	37.506		219
8	1:33.398	34.278	172	32.379	204	26.741	177	218	18	5:14.797	4:06.367	160	36.598	90	31.832	179	
9	1:33.686	34.276	172	32.425	206	26.985	178	216	19	1:34.227	34.449	171	32.645	203	27.133	179	217
10	1:33.262	34.036	173	32.469	203	26.757	178	219	20	2:02.525	34.136	173	47.337	170	41.052		219

47 Kankkunen, FIN

theoretical besttime: 1:33.319

1	3:29.769	1:43.204	104	50.983	107	55.582			16	1:43.028	37.822	166	34.490	151	30.716	177	183
2	3:29.085	2:07.677	114	44.955	98	36.453	164		17	1:36.197	35.233	169	33.388	200	27.576	176	213
3	1:51.617	41.744	151	37.852	157	32.021	115	171	18	1:34.672	34.457	170	33.075	200	27.140	177	212
4	1:44.256	39.061	165	35.767	192	29.428	175	182	19	1:34.610	34.631	170	32.952	200	27.027	177	213
5	1:40.399	36.112	170	35.347	199	28.940	176	210	20	1:47.011	34.048	174	32.928	200	40.035		214
6	1:55.799	35.896	171	35.449	197	44.454		208	21	4:39.016	3:35.716	148	34.573	198	28.727	177	
7	4:23.117	3:14.726	156	38.163	129	30.228	138		22	1:37.816	34.550	172	35.952	197	27.314	177	215
8	1:43.226	39.635	168	34.828	175	28.763	172	122	23	1:49.346	45.605	172	33.040	197	30.701	178	213
9	1:37.594	35.333	167	34.198	194	28.063	173	211	24	1:36.026	34.578	173	32.837	201	28.611	178	216
10	1:37.019	34.924	172	33.627	194	28.468	176	207	25	1:35.862	34.420	172	32.817	199	28.625	175	215
11	1:36.128	35.070	170	33.477	201	27.581	175	213	26	1:36.027	35.853	173	33.119	199	27.055	178	198
12	1:35.208	34.702	171	33.193	201	27.313	177	213	27	1:33.860	34.383	170	32.700	200	26.777	178	215
13	1:50.669	34.411	173	35.087	146	41.171		215	28	1:33.853	34.051	173	32.704	197	27.098	177	216
14	4:21.426	3:04.188	99	42.991	110	34.247	153		29	1:53.615	34.111	172	32.494	201	47.010		214
15	1:51.902	42.440	132	38.672	151	30.790	171	113									

53 Halder, DEU

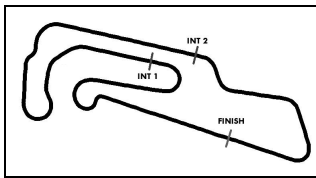
theoretical besttime: 1:34.263

1	2:40.215					2:40.215			17	1:36.371	34.839	170	33.733	201	27.799	177	216
2	2:30.280	1:13.102	110	43.198	152	33.980	148		18	1:36.739	34.894	169	33.816	200	28.029	175	216
3	1:46.017	39.903	166	36.563	192	29.551	175	156	19	1:36.254	34.814	171	33.674	202	27.766	175	215
4	1:39.605	35.859	169	35.271	200	28.475	176	201	20	1:37.576	34.881	169	34.115	200	28.580	175	215
5	1:38.185	35.654	168	34.236	201	28.295	176	202	21	1:53.085	35.346	162	35.572	200	42.167		215
6	1:38.330	34.980	170	35.043	203	28.307	176	214	22	9:49.681	8:41.450	138	38.310	191	29.921	170	
7	1:36.600	34.649	170	33.560	199	28.391	176	213	23	1:39.894	36.447	169	34.906	190	28.541	177	198
8	1:36.144	34.834	170	33.475	202	27.835	160	213	24	1:36.195	34.805	172	33.887	201	27.503	178	215
9	1:42.019	36.780	170	35.357	195	29.882	177	183	25	1:34.768	34.242	172	33.167	201	27.359	178	216
10	1:36.366	34.878	170	33.686	202	27.802	177	215	26	1:34.479	34.134	171	33.212	202	27.133	177	216
11	1:35.524	34.631	170	33.427	201	27.466	176	216	27	1:36.060	35.266	169	33.540	202	27.254	178	216
12	1:36.695	35.635	170	33.518	202	27.542	177	167	28	1:34.397	34.150	173	33.118	200	27.129	178	218
13	1:36.172	34.674	170	33.869	201	27.629	176	216	29	1:34.787	34.053	173	33.495	201	27.239	178	218
14	1:36.084	34.826	168	33.626	202	27.632	176	215	30	1:36.399	34.016	173	34.334	187	28.049	178	218
15	1:36.320	34.667	169	33.926	200	27.727	176	216	31	1:52.185	34.241	173	33.244	199	44.700		218
16	1:35.658	34.635	170	33.479	201	27.544	177	216									

54 Reicher, AUT

theoretical besttime: 1:33.179

1	3:05.675	1:36.964	80	51.587	91	37.124	123		15	1:33.352	33.869	171	32.556	199	26.927	175	213
2	1:56.192	43.320	132	42.496	111	30.376	170	126	16	1:33.272	33.889	171	32.473	200	26.910	175	213
3	1:41.703	36.464	167	36.221	150	29.018	173	201	17	1:33.244	33.796	171	32.536	198	26.912	175	214
4	1:38.303	35.979	166	34.140	196	28.184	172	206	18	1:46.116	34.015	171	32.528	199	39.573		215
5	1:38.065	35.475	165	34.553	197	28.037	173	210	19	5:56.909	4:56.803	169	33.027	199	27.079	174	
6	1:48.140	35.025	169	33.680	197	39.435		211	20	1:34.541	34.151	172	33.438	200	26.952	174	215



ADAC TCR Germany



Sector List Test Session 4

Provisional

Motorsportarena Oschersleben, Length: 3667m

Air temperature: N/A°C

Track temperature: N/A°C

Weather condition: Dry

Tuesday, March 27, 2018 9:50:00

Lap	Time	SE1	SP1	SE2	SP2	SE3	SP3	TSP	Lap	Time	SE1	SP1	SE2	SP2	SE3	SP3	TSP
7	8:28.927	7:13.069	123	43.483	165	32.375	130		21	1:33.542	34.085	170	32.485	199	26.972	174	213
8	1:59.486	40.053	148	38.329	120	41.104		152	22	1:34.123	33.954	171	32.612	198	27.557	175	213
9	5:14.042	4:11.231	165	34.845	194	27.966	174		23	1:33.559	34.000	171	32.563	198	26.996	175	214
10	1:34.757	34.727	169	32.868	197	27.162	174	212	24	1:33.639	33.988	170	32.570	198	27.081	173	213
11	1:33.725	34.044	171	32.691	198	26.990	174	213	25	1:37.179	34.082	171	35.799	163	27.298	174	213
12	1:33.721	34.082	170	32.622	199	27.017	174	214	26	1:33.874	34.102	171	32.635	196	27.137	175	213
13	1:33.794	34.073	169	32.638	198	27.083	175	213	27	1:33.666	34.139	169	32.511	198	27.016	175	213
14	1:33.505	33.858	171	32.683	200	26.964	174	214									

55 Fugel, DEU

theoretical besttime: 1:35.230

1	3:42.661	2:27.965	111	43.171	134	31.525	171		15	1:36.657	34.981	168	33.780	196	27.896	173	213
2	1:40.891	37.036	165	35.168	193	28.687	173	205	16	1:36.163	34.855	168	33.625	194	27.683	173	211
3	1:39.725	36.070	169	35.690	197	27.965	174	207	17	1:47.182	35.434	167	37.428	146	34.320	173	211
4	1:36.265	35.200	169	33.561	198	27.504	175	210	18	1:36.276	34.971	169	33.692	197	27.613	174	212
5	1:36.519	34.769	167	33.338	199	28.412	175	211	19	1:36.271	34.966	168	33.554	195	27.751	173	210
6	1:37.167	35.260	167	33.551	200	28.356	175	213	20	1:36.165	35.072	168	33.509	195	27.584	173	210
7	1:51.664	34.629	169	33.512	198	43.523		211	21	1:36.142	34.721	169	33.567	194	27.854	172	211
8	3:26.200	2:11.292	167	33.444	196	41.464			22	1:36.386	34.961	169	33.609	195	27.816	174	210
9	2:24.945	1:24.312	166	33.230	196	27.403	173		23	1:51.859	35.328	153	34.420	195	42.111		211
10	1:35.488	34.729	167	33.246	197	27.513	173	210	24	5:15.415	4:12.129	106	35.159	184	28.127	172	
11	1:36.001	35.236	166	33.207	197	27.558	174	201	25	1:37.052	35.188	168	33.859	195	28.005	172	210
12	1:35.523	34.794	168	33.254	197	27.475	173	212	26	1:37.004	35.002	168	33.705	195	28.297	158	210
13	1:36.030	34.972	167	33.664	196	27.394	173	211	27	1:52.130	36.408	169	33.749	196	41.973		199
14	1:39.066	34.937	170	35.713	160	28.416	174	210									

60 Prattes, DEU

theoretical besttime: 1:33.206

1	2:40.611			2:05.426	141	35.185	143		17	1:43.044	38.762	126	35.924	197	28.358	176	180
2	1:49.319	40.968	164	37.909	192	30.442	174	153	18	1:34.532	34.426	170	32.926	200	27.180	177	215
3	1:42.212	36.508	168	36.316	194	29.388	166	200	19	1:33.640	34.037	172	32.683	199	26.920	177	215
4	1:38.618	35.646	169	34.628	198	28.344	176	207	20	1:33.542	34.123	172	32.619	199	26.800	177	214
5	1:36.866	34.897	170	33.401	200	28.568	177	214	21	1:33.206	33.867	171	32.540	200	26.799	176	215
6	1:36.308	35.029	170	33.421	200	27.858	177	214	22	1:41.034	35.590	117	37.102	160	28.342	176	213
7	1:35.192	34.585	169	33.241	200	27.366	176	214	23	1:53.209	35.679	144	35.638	175	41.892		214
8	1:35.304	34.424	170	32.867	201	28.013	176	215	24	4:18.771	3:10.833	169	35.711	134	32.227	176	
9	1:34.427	34.271	170	32.890	200	27.266	177	215	25	1:51.339	40.573	110	42.202	195	28.564	176	210
10	1:34.502	34.216	171	33.009	200	27.277	176	216	26	1:35.343	34.319	171	32.924	200	28.100	177	215
11	1:43.130	34.356	171	36.729	112	32.045	175	215	27	1:33.944	34.161	171	32.681	198	27.102	177	215
12	1:52.128	34.595	170	35.456	192	42.077		213	28	1:33.450	33.966	172	32.558	199	26.926	177	215
13	2:48.809	1:27.361	166	37.124	146	44.324			29	1:36.674	33.891	172	34.326	171	28.457	177	217
14	2:56.987	1:35.370	146	38.030	161	43.587			30	1:37.140	33.978	172	34.108	171	29.054	176	214
15	2:41.596	1:24.500	120	35.705	162	41.391			31	2:00.587	35.805	159	38.448	131	46.334		203
16	4:15.016	3:04.162	126	40.029	149	30.825	159										

99 Sandberg, NLD

theoretical besttime: 1:35.660

1	4:36.215					4:36.215			15	1:36.768	35.102	168	33.732	200	27.934	174	213
2	3:26.219	1:58.778	97	49.936	136	37.505	128		16	2:03.748	36.375	154	38.315	174	49.058		208
3	2:03.900	47.010	148	43.922	149	32.968	169	143	17	5:42.738	4:35.032	162	36.570	196	31.136	172	
4	1:52.188	40.004	163	40.755	182	31.429	172	164	18	1:39.395	36.441	171	34.332	198	28.622	174	210
5	1:48.626	38.894	161	38.662	161	31.070	172	171	19	1:41.364	37.228	130	35.536	199	28.600	175	213
6	2:03.771	37.680	165	36.736	196	49.355		190	20	1:45.245	35.159	169	38.766	114	31.320	142	210
7	7:26.067	6:16.821	144	38.479	192	30.767	172		21	1:39.470	36.952	170	33.930	201	28.588	175	177
8	1:42.494	37.185	167	35.773	197	29.536	173	190	22	1:37.493	35.346	169	34.118	197	28.029	175	212
9	1:41.089	36.502	167	35.331	197	29.256	173	205	23	1:37.475	34.890	169	33.803	198	28.782	173	212
10	1:41.254	35.938	167	35.354	140	29.962	174	206	24	1:40.157	37.513	161	34.443	200	28.201	177	185
11	1:38.767	35.575	170	34.311	198	28.881	173	208	25	1:37.161	35.308	170	33.604	200	28.249	174	191
12	1:41.154	35.695	167	36.670	151	28.789	175	202	26	1:36.043	34.787	171	33.472	200	27.844	174	214
13	1:37.529	35.128	169	33.909	199	28.492	175	213	27	1:58.550	34.561	171	33.315	201	50.674		214
14	1:37.388	35.144	169	33.995	200	28.249	174	214									