



ADAC TCR Germany



Sector List Test Session 2

Provisional

Motorsportarena Oschersleben, Length: 3667m

Air temperature: N/A°C

Track temperature: N/A°C

Weather condition: Dry

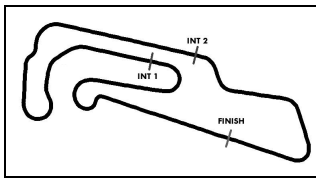
Monday, March 26, 2018 12:40:00

Lap	Time	SE1	SP1	SE2	SP2	SE3	SP3	TSP	Lap	Time	SE1	SP1	SE2	SP2	SE3	SP3	TSP
2 Fulin, CZE									theoretical besttime: 1:32.724								
1	12:05.212					12:05.212			16	1:32.787	33.589	171	32.139	203	27.059	5	211
2	2:46.523	1:19.748	83	49.592	83	37.183	5		17	1:36.148	33.835	171	33.330	200	28.983	5	213
3	1:37.480	35.233	165	33.644	197	28.603	5	206	18	1:33.200	33.735	170	32.469	201	26.996	5	213
4	1:37.252	36.521	168	32.913	201	27.818	5	203	19	2:09.478	44.118	115	39.892	201	45.468	23	215
5	1:34.197	34.145	169	32.800	200	27.252	5	212	20	7:22.363	6:01.911	123	36.030	191	44.422	20	
6	1:35.458	34.463	160	33.291	186	27.704	5	212	21	2:52.440	1:51.399	163	33.527	200	27.514	5	
7	2:40.902	46.975	93	52.281	100	1:01.646	20	161	22	1:33.675	34.109	169	32.500	203	27.066	5	209
8	5:09.996	4:04.377	121	36.105	196	29.514	5		23	1:33.746	33.920	170	32.550	203	27.276	5	211
9	1:35.113	34.959	170	32.795	202	27.359	5	208	24	1:33.967	33.949	169	32.548	200	27.470	5	212
10	1:34.926	34.102	170	33.167	201	27.657	5	213	25	1:34.346	34.098	170	32.720	203	27.528	5	210
11	1:34.865	34.179	170	32.941	200	27.745	5	213	26	1:35.328	34.234	169	33.099	204	27.995	5	213
12	1:56.503	34.317	170	34.206	202	47.980	18	213	27	1:34.145	34.146	170	32.630	204	27.369	5	212
13	6:20.390	5:07.325	104	43.938	118	29.127	5		28	1:35.186	34.145	170	33.614	202	27.427	5	213
14	1:34.078	34.218	169	32.735	201	27.125	5	211	29	1:34.593	34.183	166	32.943	203	27.467	5	210
15	1:33.329	33.731	171	32.468	203	27.130	5	214	30	1:52.632	34.291	169	34.063	164	44.278	20	213

5 Morgan, GBR									theoretical besttime: 1:35.514								
1	8:27.411					8:27.411			8	1:51.375	35.085	167	35.758	192	40.532	26	206
2	2:11.714	1:03.753	162	37.842	185	30.119	5		9	8:50.911	7:46.829	161	35.312	188	28.770	5	
3	1:42.136	36.914	166	35.817	147	29.405	5	186	10	1:50.598	36.525	165	34.060	188	40.013	28	183
4	1:38.839	36.733	171	34.002	198	28.104	5	173	11	12:53.083	11:48.712	160	35.601	183	28.770	5	
5	1:36.243	35.060	168	33.347	199	27.836	5	209	12	1:52.165	37.358	160	34.234	181	40.573	28	197
6	1:36.124	34.791	169	33.400	199	27.933	5	209	13	11:55.953	10:50.299	158	37.007	187	28.647	5	
7	1:35.514	34.691	169	33.286	197	27.537	5	207	14	1:50.250	37.268	157	34.317	187	38.665	28	137

6 Holdener, CHE									theoretical besttime: 1:35.806								
1	7:18.489					7:18.489			19	1:36.329	35.327	170	33.373	202	27.629	5	212
2	4:37.675	3:25.432	111	40.442	191	31.801	5		20	1:49.139	35.074	171	33.332	203	40.733	29	212
3	1:42.960	37.382	168	36.564	200	29.014	5	189	21	7:41.871							
4	1:39.296	36.388	170	34.511	201	28.397	5	208	22	4:08.503	3:03.131	131	36.978	201	28.394	5	
5	1:38.800	36.074	170	34.260	201	28.466	5	210	23	1:37.648	35.921	169	33.779	203	27.948	5	208
6	1:39.334	35.805	171	35.421	201	28.108	5	210	24	1:38.249	35.590	169	34.891	204	27.768	5	211
7	1:36.978	35.487	170	33.923	202	27.568	5	209	25	1:39.178	35.222	170	35.371	195	28.585	5	211
8	2:02.115	36.467	156	36.705	167	48.943	19	211	26	1:37.449	35.032	170	33.771	203	28.646	5	213
9	6:55.517	5:41.670	108	41.506	153	32.341	5		27	1:36.276	35.161	172	33.487	203	27.628	5	212
10	1:40.604	37.663	169	34.060	203	28.881	5	171	28	1:36.921	35.462	172	33.565	202	27.894	5	212
11	1:36.485	35.099	172	33.509	203	27.877	5	211	29	1:36.800	35.258	170	33.571	203	27.971	5	213
12	1:37.675	35.120	171	33.409	202	29.146	5	214	30	1:55.310	35.271	172	34.341	184	45.698	30	211
13	1:50.869	35.218	172	34.167	199	41.484	30	210	31	3:46.411	2:43.545	169	34.446	201	28.420	5	
14	8:24.424	7:21.328	169	34.996	200	28.100	5		32	1:36.933	35.303	171	33.609	204	28.021	5	212
15	1:36.821	35.471	171	33.408	199	27.942	5	209	33	1:38.331	35.289	170	34.837	204	28.205	5	213
16	1:36.968	35.709	170	33.539	201	27.720	5	213	34	1:37.500	35.440	171	33.834	204	28.226	5	212
17	1:36.587	35.450	170	33.422	201	27.715	5	213	35	1:38.220	35.343	172	34.534	172	28.343	5	211
18	1:36.349	35.348	172	33.206	201	27.795	5	211	36	2:04.566	37.068	143	40.808	135	46.690	29	198

7 Halder, DEU									theoretical besttime: 1:32.973								
1	5:15.764					5:15.764			20	1:34.506	34.338	166	32.775	197	27.393	5	206
2	2:16.726	1:08.182	131	38.665	160	29.879	5		21	1:35.195	34.055	166	33.917	195	27.223	5	206
3	1:37.345	35.915	164	33.725	194	27.705	5	201	22	1:33.342	34.045	168	32.367	198	26.930	5	204
4	1:35.162	34.571	167	33.126	195	27.465	5	203	23	1:50.678	34.132	168	33.425	188	43.121	24	206
5	1:34.095	34.341	168	32.735	195	27.019	5	205	24	4:56.299	3:54.449	165	33.750	196	28.100	5	
6	1:33.892	34.198	167	32.701	195	26.993	5	206	25	1:36.053	34.992	166	33.511	191	27.550	5	203
7	1:33.961	34.037	168	32.453	197	27.471	5	207	26	1:34.822	34.641	168	32.902	197	27.279	5	204
8	1:57.062	35.844	161	34.857	171	46.361	29	206	27	1:35.262	34.823	167	33.054	198	27.385	5	204
9	11:23.197	10:19.858	161	35.576	190	27.763	5		28	1:34.783	34.536	166	33.019	198	27.228	5	205
10	1:34.756	34.603	166	32.910	196	27.243	5	205	29	1:34.546	34.436	168	32.802	197	27.308	5	204
11	1:33.609	34.149	167	32.613	195	26.847	5	206	30	1:34.506	34.398	166	32.889	197	27.219	5	204
12	1:33.274	34.022	168	32.480	196	26.772	5	207	31	1:36.077	34.351	167	34.274	197	27.452	5	204
13	1:51.511	34.380	165	35.866	137	41.265	29	207	32	1:36.121	34.458	168	34.250	197	27.413	5	204
14	7:21.333	6:20.758	165	33.348	194	27.227	5		33	1:35.130	34.720	164	33.100	197	27.310	5	205
15	1:34.720	34.245	167	32.627	196	27.848	5	204	34	1:53.500	36.372	133	36.453	183	40.675	29	204
16	1:33.762	34.129	166	32.708	196	26.925	5	207	35	3:46.121	2:44.838	166	33.683	196	27.600	5	



ADAC TCR Germany



Sector List Test Session 2

Provisional

Motorsportarena Oschersleben, Length: 3667m

Air temperature: N/A°C

Track temperature: N/A°C

Weather condition: Dry

Monday, March 26, 2018 12:40:00

Lap	Time	SE1	SP1	SE2	SP2	SE3	SP3	TSP	Lap	Time	SE1	SP1	SE2	SP2	SE3	SP3	TSP
17	1:33.091	33.862	167	32.485	195	26.744	5	206	36	1:35.221	34.629	166	33.283	196	27.309	5	203
18	1:54.086	35.753	158	36.174	167	42.159	29	198	37	1:34.859	34.442	166	33.008	197	27.409	5	204
19	3:47.887	2:41.431	159	35.640	161	30.816	5		38	1:53.802	37.468	154	36.188	181	40.146	29	200

8 Engstler, DEU

theoretical besttime: 1:32.562

1	2:18.211	1:10.844	133	37.758	164	29.609	5		14	1:32.665	33.587	170	32.285	200	26.793	5	213
2	1:59.862	36.305	164	34.652	177	48.905	23	188	15	1:32.856	33.636	171	32.299	201	26.921	5	213
3	3:49.140	2:47.671	164	33.769	198	27.700	5		16	1:51.946	33.686	172	32.725	202	45.535	20	213
4	1:34.197	34.483	170	32.629	201	27.085	5	209	17	5:07.525	4:07.479	168	32.917	201	27.129	5	
5	1:33.522	33.826	171	32.374	201	27.322	5	211	18	1:33.178	33.658	171	32.504	202	27.016	5	213
6	1:33.298	33.827	171	32.472	202	26.999	5	212	19	1:35.316	33.943	172	32.590	203	28.783	5	215
7	1:34.778	35.124	170	32.534	201	27.120	5	214	20	1:33.517	33.881	172	32.718	202	26.918	5	216
8	1:34.865	34.113	169	32.547	203	28.205	5	213	21	1:33.147	33.743	172	32.491	203	26.913	5	214
9	1:45.360	33.941	170	32.718	202	38.701	24	213	22	1:47.078	33.709	172	33.023	202	40.346	23	215
10	10:56.026	9:51.693	144	36.148	183	28.185	5		23	4:57.735	3:56.142	165	34.367	200	27.226	5	
11	1:34.096	34.400	168	32.679	194	27.017	5	209	24	1:33.947	34.012	170	32.641	204	27.294	5	209
12	1:32.744	33.743	171	32.253	201	26.748	5	211	25	1:33.533	33.885	170	32.402	203	27.246	5	211
13	1:32.652	33.561	171	32.293	200	26.798	5	213	26	1:45.255	33.929	171	32.733	203	38.593	23	211

10 Leuchter, DEU

theoretical besttime: 1:32.938

1	14:48.924					14:48.924			13	1:33.620	33.839	171	32.571	203	27.210	5	213
2	3:39.312	2:05.204	129	42.467	170	51.641	23		14	1:33.313	33.734	172	32.561	200	27.018	5	215
3	5:02.393	3:09.028	92	53.038	107	1:00.327	20		15	1:33.120	33.748	171	32.413	203	26.959	5	211
4	5:13.124	4:05.869	168	36.743	145	30.512	5		16	1:33.387	33.883	170	32.474	201	27.030	5	212
5	1:40.078	36.174	170	34.448	155	29.456	5	204	17	1:55.478	36.460	167	34.380	196	44.638	27	209
6	1:35.584	34.624	172	33.486	200	27.474	5	212	18	9:38.990	8:30.695	123	39.869	144	28.426	5	
7	1:33.698	34.158	170	32.608	202	26.932	5	213	19	1:34.330	34.401	168	32.626	201	27.303	5	206
8	1:33.106	33.866	172	32.409	201	26.831	5	213	20	1:33.550	34.047	170	32.373	203	27.130	5	210
9	1:33.373	33.946	171	32.408	200	27.019	5	211	21	1:33.734	33.947	171	32.411	203	27.376	5	209
10	1:53.715	34.002	173	32.667	200	47.046	25	211	22	1:33.946	34.217	169	32.476	203	27.253	5	206
11	7:52.841	6:49.438	130	35.587	198	27.816	5		23	1:33.544	33.904	170	32.373	202	27.267	5	211
12	1:33.832	34.079	172	32.540	201	27.213	5	213	24	1:52.399	33.960	171	33.593	193	44.846	26	210

11 Wankmüller, DEU

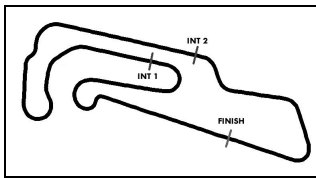
theoretical besttime: 1:33.279

1	2:11.551					2:11.551			18	1:50.670	33.935	173	32.995	177	43.740	26	213
2	2:29.579	1:12.751	98	43.714	123	33.114	5		19	8:34.801	7:31.045	173	35.659	169	28.097	5	
3	1:51.670	39.867	140	40.589	137	31.214	4	196	20	1:37.549	35.735	170	34.002	202	27.812	5	213
4	2:04.380	39.701	120	40.448	151	44.231	22	193	21	1:38.223	35.533	169	33.718	194	28.972	5	190
5	5:11.906	4:05.754	170	36.489	111	29.663	5		22	1:35.080	34.756	171	32.929	203	27.395	5	208
6	1:36.844	34.588	172	33.189	201	29.067	5	215	23	1:35.135	34.241	173	33.444	203	27.450	5	212
7	1:34.365	34.255	172	32.724	198	27.386	5	214	24	1:35.134	34.815	160	33.002	200	27.317	5	210
8	1:34.477	33.978	173	33.334	200	27.165	5	214	25	1:34.076	34.122	170	32.738	200	27.216	5	212
9	1:33.555	33.928	173	32.588	199	27.039	5	212	26	1:34.688	34.379	171	32.887	200	27.422	5	210
10	1:53.456	33.776	172	32.464	199	47.216	23	214	27	1:34.915	34.279	172	32.883	200	27.753	5	212
11	7:48.010	6:45.395	171	34.957	197	27.658	5		28	1:54.135	34.458	172	35.650	175	44.027	26	211
12	1:33.782	34.076	172	32.522	201	27.184	5	214	29	9:04.685	8:01.471	171	34.901	177	28.313	5	
13	1:33.853	34.034	172	32.725	199	27.094	5	210	30	1:34.651	34.365	172	32.945	204	27.341	5	212
14	1:35.711	33.956	172	32.630	201	29.125	5	214	31	1:34.394	34.084	172	33.010	199	27.300	5	213
15	1:34.115	34.150	173	32.706	198	27.259	5	212	32	1:34.638	34.186	173	32.782	205	27.670	5	214
16	1:33.543	33.831	173	32.496	200	27.216	5	214	33	1:49.536	34.225	170	32.780	202	42.531	21	213
17	1:34.270	34.176	173	32.679	203	27.415	5	213									

14 Langeveld, NLD

theoretical besttime: 1:33.057

1	9:17.259					9:17.259			19	1:34.611	34.065	171	32.689	203	27.857	5	215
2	2:24.121	1:14.624	155	38.798	186	30.699	5		20	1:33.607	33.885	172	32.667	202	27.055	5	215
3	1:41.948	36.078	165	34.821	198	31.049	5	192	21	1:34.674	33.947	168	33.514	203	27.213	5	213
4	1:35.929	34.654	170	33.518	200	27.757	5	211	22	1:33.550	33.856	170	32.517	205	27.177	5	214
5	1:34.011	34.127	171	32.521	201	27.363	5	214	23	1:48.669	34.130	170	33.498	203	41.041	29	213
6	1:35.166	33.954	169	33.308	201	27.904	5	213	24	5:53.387	4:52.445	167	33.391	203	27.551	5	
7	1:33.294	33.768	172	32.461	201	27.065	5	214	25	1:34.189	34.275	169	32.579	203	27.335	5	212
8	1:33.714	33.884	171	32.704	202	27.126	5	215	26	1:33.882	34.135	169	32.486	204	27.261	5	211
9	2:38.150	46.766	90	52.035	103	59.349	22	181	27	1:47.346	34.189	169	32.884	203	40.273	29	212
10	5:19.054	4:14.756	166	36.205	200	28.093	5		28	11:09.455	10:07.331	168	34.619	202	27.505	5	



ADAC TCR Germany



Sector List Test Session 2

Provisional

Motorsportarena Oschersleben, Length: 3667m

Air temperature: N/A°C

Track temperature: N/A°C

Weather condition: Dry

Monday, March 26, 2018 12:40:00

Lap	Time	SE1	SP1	SE2	SP2	SE3	SP3	TSP	Lap	Time	SE1	SP1	SE2	SP2	SE3	SP3	TSP
11	1:35.874	34.899	170	33.667	201	27.308	5	213	29	1:33.963	34.211	167	32.577	205	27.175	5	213
12	1:33.371	33.844	171	32.455	202	27.072	5	215	30	1:34.856	34.127	169	33.268	201	27.461	5	213
13	1:33.786	33.923	172	32.740	202	27.123	5	215	31	1:50.680	34.402	172	33.424	203	42.854	27	213
14	1:33.577	33.748	172	32.621	202	27.208	5	218	32	3:29.229	2:25.378	162	36.131	198	27.720	5	
15	1:34.257	34.466	168	32.709	201	27.082	5	217	33	1:33.738	34.385	170	32.276	205	27.077	5	213
16	1:48.607	33.923	172	32.492	200	42.192	29	214	34	1:33.245	33.884	172	32.328	203	27.033	5	211
17	7:31.923	6:29.888	165	34.645	201	27.390	5		35	1:55.206	33.810	171	34.892	169	46.504	28	212
18	1:34.096	34.048	171	32.877	200	27.171	5	213									

15 Kovac, CRO

theoretical besttime: 1:34.437

1	6:58.871					6:58.871			18	1:41.552	36.160	166	36.119	192	29.273	5	207
2	2:30.660	1:18.252	153	40.205	180	32.203	5		19	1:41.400	36.262	165	35.769	196	29.369	5	201
3	1:47.529	38.734	156	37.763	191	31.032	5	186	20	2:01.869	36.100	165	35.955	197	49.814	22	206
4	1:44.707	37.092	166	37.445	194	30.170	5	194	21	12:00.234	10:31.952	154	55.306	164	32.976	5	
5	1:44.047	36.844	166	36.875	181	30.328	5	201	22	1:47.550	39.802	159	37.464	194	30.284	5	180
6	1:42.686	36.495	160	36.558	193	29.633	5	206	23	1:42.991	36.841	157	36.170	196	29.980	5	203
7	1:44.839	37.346	161	37.073	194	30.420	5	190	24	1:41.975	36.524	168	35.812	198	29.639	5	183
8	1:44.812	36.795	166	37.267	166	30.750	5	208	25	2:04.218	35.793	168	36.443	195	51.982	24	205
9	1:56.273	35.959	165	36.542	193	43.772	25	207	26	10:10.542							
10	7:31.407	6:24.156	163	37.384	190	29.867	5		27	1:59.040	57.250	166	33.936	198	27.854	5	
11	1:42.172	36.717	165	35.900	197	29.555	5	206	28	1:35.286	34.829	169	33.106	200	27.351	5	208
12	1:41.762	36.285	163	35.752	195	29.725	5	207	29	1:34.873	34.536	169	32.959	200	27.378	5	210
13	1:43.703	36.431	160	36.939	193	30.333	5	207	30	1:34.681	34.486	167	32.863	200	27.332	5	209
14	1:43.166	36.193	168	36.899	193	30.074	5	210	31	1:53.011	34.340	170	32.827	199	45.844	28	209
15	1:43.867	36.677	162	36.958	191	30.232	5	204	32	4:31.774	3:31.006	167	33.163	200	27.605	5	
16	1:43.417	36.914	153	36.507	195	29.996	5	206	33	1:56.433	34.278	168	33.190	197	48.965	26	209
17	1:43.095	36.916	165	36.528	195	29.651	5	205									

17 Preisig, CHE

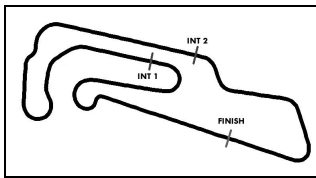
theoretical besttime: 1:33.129

1	43:56.299					43:56.299			12	1:56.267	37.603	141	36.920	200	41.744	25	190
2	2:37.541	1:15.199	99	46.349	97	35.993	4		13	5:37.498	4:26.473	131	40.278	162	30.747	4	
3	1:55.092	43.486	118	41.106	151	30.500	5	150	14	1:43.697	38.642	158	36.343	163	28.712	5	157
4	1:40.578	36.485	170	35.207	201	28.886	5	188	15	1:35.253	34.410	172	33.453	206	27.390	5	218
5	1:39.351	35.901	171	34.971	204	28.479	5	203	16	1:34.042	34.077	170	32.932	206	27.033	5	218
6	1:37.829	35.251	172	34.219	202	28.359	5	211	17	1:34.166	34.334	173	32.757	208	27.075	5	219
7	1:36.720	35.013	172	33.701	203	28.006	5	210	18	1:33.191	33.771	172	32.529	206	26.891	5	216
8	1:36.139	34.860	170	33.528	205	27.751	5	212	19	1:34.100	33.809	172	32.882	205	27.409	5	218
9	1:36.008	34.639	170	33.660	203	27.709	5	216	20	1:47.103	33.709	173	32.766	204	40.628	26	217
10	1:51.032	35.054	170	35.046	197	40.932	25	215	21	1:59.953	59.596	172	32.983	206	27.374	5	
11	8:27.994	7:17.262	120	40.364	137	30.368	5		22	1:57.191	33.835	172	34.641	183	48.715	25	216

19 Hesse, DEU

theoretical besttime: 1:33.063

1	3:00.174	1:43.754	111	43.213	113	33.207	4		21	1:33.953	33.929	174	32.906	203	27.118	5	215
2	1:46.132	39.430	166	36.970	199	29.732	5	165	22	1:33.952	33.924	173	32.767	203	27.261	5	216
3	1:56.650	36.000	168	36.614	169	44.036	26	208	23	1:50.642	33.976	172	33.718	202	42.948	23	215
4	4:03.510	2:57.427	168	37.379	150	28.704	5		24	7:44.037	6:40.433	169	35.742	203	27.862	5	
5	1:36.945	36.512	169	33.186	203	27.247	5	209	25	1:34.712	34.460	172	32.746	204	27.506	5	212
6	1:34.473	34.123	171	32.961	202	27.389	5	215	26	1:34.228	34.169	172	32.600	205	27.459	5	213
7	1:33.745	34.145	173	32.368	204	27.232	5	213	27	1:35.328	34.817	170	32.888	203	27.623	5	214
8	1:36.515	33.934	173	35.314	202	27.267	5	215	28	1:34.039	33.982	172	32.695	204	27.362	5	213
9	1:33.374	33.827	172	32.438	204	27.109	5	215	29	1:36.438	34.198	172	34.744	204	27.496	5	210
10	1:33.123	33.772	172	32.428	203	26.923	5	215	30	1:34.206	34.273	171	32.713	205	27.220	5	211
11	1:59.036	34.375	173	36.269	173	48.392	20	215	31	1:34.417	34.285	170	32.745	204	27.387	5	212
12	7:13.761	6:09.516	164	36.018	196	28.227	5		32	1:34.287	34.101	171	32.739	204	27.447	5	212
13	1:35.012	34.285	172	33.028	200	27.699	5	215	33	1:34.278	34.184	172	32.685	206	27.409	5	214
14	1:33.649	34.066	171	32.483	203	27.100	5	215	34	2:00.742	43.260	153	34.704	201	42.778	23	215
15	1:45.929	34.325	173	43.169	193	28.435	5	216	35	9:41.548	8:39.807	170	34.028	200	27.713	5	
16	1:34.149	34.236	173	32.730	202	27.183	5	216	36	1:36.135	35.638	172	33.080	203	27.417	5	175
17	1:33.901	34.016	172	32.721	202	27.164	5	214	37	1:34.299	34.169	172	32.694	204	27.436	5	213
18	1:34.021	33.902	173	32.769	203	27.350	5	215	38	1:34.329	34.219	172	32.664	204	27.446	5	214
19	1:33.721	34.105	172	32.567	202	27.049	5	216	39	1:34.275	34.201	172	32.750	205	27.324	5	214
20	1:33.753	33.991	173	32.683	202	27.079	5	214	40	2:00.911	36.513	155	37.772	155	46.626	22	213



ADAC TCR Germany



Sector List Test Session 2

Provisional

Motorsportarena Oschersleben, Length: 3667m

Air temperature: N/A°C

Track temperature: N/A°C

Weather condition: Dry

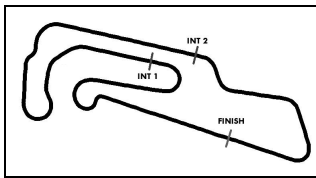
Monday, March 26, 2018 12:40:00

Lap	Time	SE1	SP1	SE2	SP2	SE3	SP3	TSP	Lap	Time	SE1	SP1	SE2	SP2	SE3	SP3	TSP
22 Proczyk, AUT									theoretical besttime: 1:32.751								
1	2:29.403					2:29.403			17	1:38.123	35.988	171	34.577	201	27.558	5	204
2	2:26.993	1:13.233	137	41.168	174	32.592	5		18	1:33.532	33.932	173	32.743	203	26.857	5	217
3	1:48.380	40.066	161	37.790	192	30.524	5	180	19	1:33.437	33.605	173	32.822	203	27.010	5	217
4	1:48.996	37.568	168	38.806	187	32.622	5	185	20	1:32.938	33.638	172	32.453	202	26.847	5	215
5	1:55.610	37.486	170	36.739	200	41.385	22	184	21	1:47.701	33.864	172	34.557	202	39.280	22	218
6	5:52.242	4:33.099	168	35.773	200	43.370	24		22	12:40.215	11:33.163	98	38.618	200	28.434	5	
7	2:43.212	1:41.021	170	34.099	202	28.092	5		23	1:41.631	37.848	106	36.175	200	27.608	5	211
8	1:34.703	34.238	172	32.989	200	27.476	5	218	24	1:33.742	34.015	171	32.745	202	26.982	5	214
9	1:54.758	34.623	139	39.344	197	40.791	23	216	25	1:36.646	34.278	170	35.005	200	27.363	5	216
10	6:46.110	5:32.543	113	42.489	177	31.078	5		26	1:32.975	33.808	172	32.299	203	26.868	5	217
11	1:39.811	34.437	172	33.566	201	31.808	5	214	27	1:33.254	33.778	173	32.465	202	27.011	5	213
12	1:34.282	34.147	172	32.929	203	27.206	5	216	28	1:33.183	33.840	172	32.432	206	26.911	5	216
13	1:42.811	36.074	123	39.011	195	27.726	6	221	29	1:45.061	33.909	172	32.975	203	38.177	22	213
14	1:33.979	33.966	173	32.799	202	27.214	5	216	30	9:55.450	8:53.973	170	33.810	202	27.667	5	
15	1:46.293	34.058	173	33.310	201	38.925	23	217	31	1:34.411	34.254	172	32.814	202	27.343	5	210
16	9:06.904	7:55.863	129	41.283	192	29.758	5										

23 Steibel, DEU									theoretical besttime: 1:34.615								
1	13:35.696					13:35.696			15	1:35.491	34.571	165	33.256	197	27.664	5	204
2	2:23.109	1:07.880	127	42.414	137	32.815	4		16	1:36.511	35.378	163	33.140	174	27.993	5	204
3	1:53.731	41.533	141	39.677	117	32.521	5	163	17	1:35.345	34.414	165	33.189	197	27.742	5	206
4	1:38.071	35.829	164	34.056	195	28.186	5	204	18	1:35.346	34.355	166	33.295	198	27.696	5	205
5	1:40.848	37.380	116	35.539	193	27.929	5	205	19	1:52.709	34.913	164	34.068	181	43.728	29	204
6	2:37.810	50.356	87	51.530	103	55.924	27	170	20	4:39.846	3:37.560	165	34.420	199	27.866	5	
7	29:59.446								21	1:35.497	34.842	166	33.192	197	27.463	5	203
8	2:13.113	1:02.775	155	38.278	157	32.060	5		22	1:35.425	34.330	166	33.379	194	27.716	5	206
9	1:44.530	39.658	119	36.491	191	28.381	5	156	23	1:36.229	34.686	163	33.880	195	27.663	5	206
10	1:38.267	35.580	166	34.613	198	28.074	5	203	24	1:35.840	34.622	164	33.432	196	27.786	5	205
11	1:35.548	34.720	166	33.300	198	27.528	5	204	25	1:36.231	34.934		33.366	198	27.931	5	206
12	1:35.688	34.354	166	33.789	198	27.545	5	206	26	1:36.032	34.776	163	33.457	197	27.799	5	204
13	1:34.615	34.176	166	33.100	199	27.339	5	205	27	1:36.266	34.801	164	33.677	197	27.788	5	203
14	1:35.429	34.240	167	33.340	196	27.849	5	204	28	2:05.707	35.902	132	40.441	144	49.364	29	206

27 Coicaud, FRA									theoretical besttime: 1:34.021								
1	2:21.811	1:11.566	139	39.215	189	31.030	5		19	1:35.093	34.354	169	33.410	198	27.329	5	210
2	1:46.740	38.246	161	38.308	190	30.186	5	190	20	1:34.793	34.174	168	33.397	198	27.222	5	210
3	2:00.266	37.186	163	42.330	188	40.750	27	199	21	1:34.490	34.266	166	33.125	198	27.099	5	210
4	4:57.616	3:40.911	163	47.025	190	29.680	5		22	1:39.162	34.744	169	35.723	167	28.695	5	209
5	1:41.353	36.543	166	35.998	196	28.812	5	207	23	1:34.514	34.086	167	33.286	200	27.142	5	208
6	1:40.177	36.222	168	35.173	196	28.782	4	207	24	1:34.621	34.292	168	33.098	200	27.231	5	208
7	2:14.428	44.219	112	44.307	129	45.902	32	148	25	1:53.320	35.032	164	36.590	187	41.698	28	209
8	3:55.399	2:50.812	165	35.915	194	28.672	5		26	9:47.652	8:44.323	166	35.097	190	28.232	5	
9	1:52.442	35.827	167	36.412	196	40.203	30	207	27	1:36.229	35.260	167	33.512	199	27.457	5	207
10	6:44.082	5:35.696	161	37.640	191	30.746	5		28	1:35.814	34.794	169	33.574	200	27.446	5	208
11	1:41.116	36.693	167	35.373	197	29.050	5	197	29	1:36.169	34.529	168	33.642	200	27.998	5	207
12	1:37.557	35.317	168	34.233	200	28.007	5	210	30	1:35.375	34.520	165	33.621	200	27.234	5	209
13	1:37.848	34.982	168	34.618	200	28.248	5	213	31	1:35.105	34.295	169	33.509	198	27.301	5	209
14	1:49.665	35.155	170	34.290	200	40.220	29	211	32	1:52.703	43.167	145	40.283	121	29.253	5	209
15	5:17.983	4:15.717	167	34.237	194	28.029	5		33	1:35.604	34.801	170	33.472	201	27.331	5	209
16	1:41.187	34.637	168	36.536	193	30.014	5	209	34	1:34.227	34.072	174	33.061	201	27.094	5	210
17	1:36.343	34.731	167	33.957	199	27.655	5	209	35	1:34.115	34.166	170	32.933	200	27.016	5	209
18	1:37.923	34.573	166	35.468	197	27.882	5	209	36	2:02.165	39.355	135	40.344	145	42.466	29	210

33 Reynolds, CHE									theoretical besttime: 1:38.049								
1	2:52.130	1:29.538	117	46.198	144	36.394	4		20	2:15.174	39.163	135	42.618	151	53.393	26	211
2	1:59.024	43.258	147	42.445	157	33.321	5	167	21	4:55.684	3:46.586	163	37.522	166	31.576	5	
3	1:51.590	39.757	156	40.234	193	31.599	5	183	22	1:41.602	36.250	166	35.684	197	29.668	5	209
4	1:49.008	38.258	163	37.700	155	33.050	5	188	23	1:38.883	35.395	166	34.425	199	29.063	5	211
5	1:44.869	37.746	166	36.669	198	30.454	5	195	24	1:40.601	36.388	169	35.234	201	28.979	5	209
6	1:43.408	36.682	163	36.237	198	30.489	5	207	25	1:41.360	35.753	169	35.841	191	29.766	5	211
7	1:43.427	36.305	168	36.929	198	30.193	5	212	26	1:41.157	36.308	169	35.305	199	29.544	5	203
8	1:44.178	36.734	161	36.080	197	31.364	5	208	27	1:42.412	35.776	168	35.388	200	31.248	5	208



ADAC TCR Germany



Sector List Test Session 2

Provisional

Motorsportarena Oschersleben, Length: 3667m

Air temperature: N/A°C

Track temperature: N/A°C

Weather condition: Dry

Monday, March 26, 2018 12:40:00

Lap	Time	SE1	SP1	SE2	SP2	SE3	SP3	TSP	Lap	Time	SE1	SP1	SE2	SP2	SE3	SP3	TSP
9	1:44.665	37.940	147	36.950	198	29.775	5	208	28	1:40.915	36.788	169	34.975	201	29.152	5	203
10	2:13.508	39.537	134	42.958	167	51.013	25	193	29	1:39.898	35.779	169	35.390	199	28.729	5	208
11	9:25.455	8:14.248	159	40.006	170	31.201	5		30	1:39.420	35.446	169	35.206	200	28.768	5	209
12	1:42.716	36.839	167	36.013	196	29.864	5	205	31	1:40.701	35.624	168	35.076	180	30.001	5	210
13	1:44.556	37.834	168	36.014	185	30.708	5	201	32	1:39.258	35.814	169	34.767	201	28.677	5	204
14	1:41.611	36.965	161	35.371	200	29.275	5	206	33	1:38.417	35.391	170	34.726	201	28.300	5	210
15	1:39.444	35.782	169	35.102	197	28.560	5	210	34	1:38.321	35.602	169	34.358	202	28.361	5	211
16	1:41.415	36.653	169	35.524	195	29.238	5	212	35	2:11.490	37.965	129	40.866	162	52.659	27	211
17	1:40.585	35.592	170	35.353	198	29.640	5	211	36	4:39.825	3:27.765	122	40.436	156	31.624	5	
18	1:42.023	36.897	152	35.381	199	29.745	5	201	37	1:39.584	36.071	168	35.008	202	28.505	5	209
19	1:41.016	36.910	165	35.222	200	28.884	5	189	38	2:16.601	39.339	136	41.660	156	55.602	21	201

39 Thoma, CHE

theoretical besttime: 1:33.171

1	2:32.598	1:12.064	141	39.434	177	41.100	29		16	5:55.983	4:53.087	171	35.271	198	27.625	5	
2	2:35.479	1:23.472	167	35.004	196	37.003	28		17	1:34.130	34.129	171	32.846	201	27.155	5	212
3	4:05.096	3:03.850	167	33.866	201	27.380	5		18	1:35.697	33.982	172	34.422	201	27.293	5	214
4	1:34.783	35.071	170	32.644	201	27.068	5	214	19	1:34.250	34.142	172	32.933	201	27.175	5	214
5	1:33.773	34.084	172	32.674	203	27.015	5	213	20	1:43.254	34.259	170	32.705	202	36.290	28	213
6	1:33.537	33.978	172	32.459	203	27.100	5	213	21	6:59.126	5:57.481	168	33.882	203	27.763	5	
7	1:33.420	33.808	171	32.547	203	27.065	5	213	22	1:34.567	34.466	170	32.777	203	27.324	5	215
8	1:35.357	34.973	173	33.108	201	27.276	5	215	23	1:34.791	34.263	172	32.872	204	27.656	5	211
9	1:43.637	34.111	172	32.924	201	36.602	28	213	24	1:45.295	34.471	172	33.064	203	37.760	26	212
10	10:18.694	9:15.851	168	34.236	191	28.607	5		25	7:10.077	6:06.651	160	35.754	198	27.672	5	
11	1:33.903	34.140	172	32.691	201	27.072	5	211	26	1:34.635	33.976	167	32.822	203	27.837	5	212
12	1:34.441	33.906	172	33.158	200	27.377	5	214	27	1:33.262	33.786	172	32.423	203	27.053	5	210
13	1:35.178	34.069	171	33.166	204	27.943	5	213	28	1:49.792	33.733	171	38.568	203	37.491	27	211
14	1:36.232	35.008	172	33.932	200	27.292	5	216	29		2:22.108	166	34.898	190			
15	1:44.703	34.294	171	33.139	196	37.270	27	212									

44 Kaibach, DEU

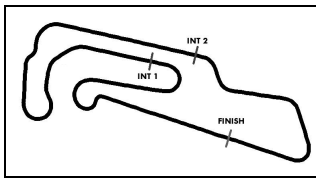
theoretical besttime: 1:32.936

1	2:55.126	1:39.377	118	43.963	98	31.786	5		21	1:42.470	37.964	129	37.304	202	27.202	5	176
2	1:42.761	37.927	166	35.355	178	29.479	5	177	22	1:33.032	33.698	172	32.281	204	27.053	5	216
3	1:39.779	36.498	168	34.663	202	28.618	5	208	23	1:33.164	33.788	172	32.369	204	27.007	5	217
4	1:39.332	37.032	169	34.162	202	28.138	5	199	24	1:47.551	42.312	152	37.464	193	27.775	5	183
5	1:54.392	35.116	169	34.057	199	45.219	29	214	25	1:53.813	34.093	172	32.767	204	46.953	30	216
6	4:29.644	3:24.452	151	36.434	196	28.758	5		26	7:03.165	5:51.172	120	43.078	112	28.915	5	
7	1:38.467	36.769	171	33.348	204	28.350	5	215	27	1:41.587	36.987	142	36.849	203	27.751	5	214
8	1:34.563	34.358	170	32.841	204	27.364	5	216	28	1:34.017	34.274	172	32.767	202	26.976	5	215
9	1:35.005	34.449	172	33.282	203	27.274	5	216	29	1:33.451	33.960	172	32.493	206	26.998	5	216
10	1:34.148	33.981	172	32.704	204	27.463	5	217	30	1:33.472	33.997	172	32.262	207	27.213	5	215
11	1:54.580	34.041	170	38.268	193	42.271	27	218	31	2:07.349	36.680	101	44.259	134	46.410	26	216
12	6:31.839	5:17.649	124	40.535	169	33.655	4		32	5:25.452	4:24.996	168	33.238	205	27.218	5	
13	1:54.021	41.780	115	39.117	183	33.124	5	166	33	1:33.612	34.019	171	32.520	205	27.073	5	215
14	1:34.433	34.425	170	32.896	201	27.112	5	217	34	1:33.552	33.825	172	32.642	203	27.085	5	218
15	1:33.661	33.825	173	32.691	205	27.145	5	219	35	1:33.804	33.992	171	32.545	205	27.267	5	216
16	1:42.023	38.212	139	36.643	200	27.168	5	200	36	1:33.303	33.848	171	32.391	206	27.064	5	217
17	1:33.776	33.756	173	32.878	204	27.142	5	218	37	1:34.059	34.181	171	32.684	204	27.194	5	216
18	1:34.148	34.235	171	32.298	204	27.615	5	218	38	1:33.549	33.931	172	32.582	203	27.036	5	217
19	1:59.477	41.580	158	36.724	153	41.173	29	218	39	1:33.818	34.022	171	32.558	206	27.238	5	218
20	5:33.798	4:12.487	95	45.771	117	35.540	5		40	1:53.584	34.057	173	32.624	207	46.903	26	219

53 Halder, DEU

theoretical besttime: 1:34.989

1	5:50.746					5:50.746			18	1:36.098	34.657	172	33.771	204	27.670	5	215
2	2:42.736	1:16.379	106	49.126	99	37.231	4		19	1:35.778	34.428	173	33.513	203	27.837	5	217
3	2:10.479	43.738	110	39.639	180	47.102	28	149	20	1:57.335	34.789	172	35.106	172	47.440	24	216
4	5:16.337	4:05.217	153	39.485	169	31.635	5		21	7:50.087	6:44.407	164	36.095	176	29.585	5	
5	1:42.468	37.654	169	35.651	202	29.163	5	174	22	1:37.179	35.369	171	33.943	205	27.867	5	205
6	1:38.561	35.825	170	34.383	203	28.353	5	206	23	1:36.921	35.112	173	33.815	206	27.994	5	216
7	1:37.441	35.287	171	34.208	203	27.946	5	211	24	1:36.575	34.748	171	33.782	205	28.045	5	214
8	2:34.084	39.452	90	53.134	104	1:01.498	19	213	25	1:37.306	34.855	171	34.009	206	28.442	5	215
9	5:23.054	4:17.322	166	36.619	198	29.113	5		26	1:45.520	35.606	172	40.892	193	29.022	5	204
10	1:38.758	35.787	171	34.492	203	28.479	5	206	27	1:37.063	35.149	171	33.848	206	28.066	5	207
11	1:38.139	35.825	170	34.195	204	28.119	5	201	28	1:56.320	34.953	171	34.361	201	47.006	25	213



ADAC TCR Germany



Sector List Test Session 2

Provisional

Motorsportarena Oschersleben, Length: 3667m

Air temperature: N/A°C

Track temperature: N/A°C

Weather condition: Dry

Monday, March 26, 2018 12:40:00

Lap	Time	SE1	SP1	SE2	SP2	SE3	SP3	TSP	Lap	Time	SE1	SP1	SE2	SP2	SE3	SP3	TSP
12	1:36.752	35.114	171	33.837	204	27.801	5	210	29	14:17.866	12:50.961	159	39.932	160	46.973	28	
13	1:38.777	35.144	172	35.495	204	28.138	5	213	30	2:44.042	1:34.635	162	39.522	173	29.885	5	
14	1:39.017	35.655	166	34.320	204	29.042	5	216	31	1:37.321	35.377	170	33.877	206	28.067	5	
15	1:36.811	35.092	172	33.892	204	27.827	5	211	32	1:35.638	34.677	171	33.384	206	27.577	5	
16	1:36.183	34.686	172	33.747	204	27.750	5	217	33	1:35.088	34.376	172	33.211	207	27.501	5	
17	1:36.192	34.550	172	33.789	203	27.853	5	216	34	1:35.377	34.277	172	33.354	205	27.746	5	

54 Reicher, AUT

theoretical besttime: 1:33.455

1	9:48.162					9:48.162			19	1:33.531	34.084	168	32.447	201	27.000	5	210
2	3:38.581	2:24.870	93	42.898	146	30.813	5		20	1:33.564	34.034	169	32.459	199	27.071	5	210
3	1:39.277	36.919	165	34.259	196	28.099	5	181	21	1:48.240	34.830	168	34.124	187	39.286	26	210
4	1:36.678	35.037	167	33.759	197	27.882	5	210	22	8:03.853	7:02.845	166	33.707	200	27.301	5	
5	1:35.931	34.816	167	33.403	198	27.712	5	211	23	1:34.191	34.324	168	32.631	200	27.236	5	208
6	1:38.343	34.719	168	35.142	194	28.482	5	211	24	1:34.219	34.219	169	32.681	202	27.319	5	210
7	1:48.296	34.801	167	33.870	198	39.625	27	210	25	1:34.199	34.095	170	32.877	202	27.227	5	211
8	6:55.294	5:51.911	166	35.268	196	28.115	5		26	1:34.440	34.289	168	32.682	201	27.469	5	210
9	1:36.369	35.102	168	33.415	198	27.852	5	209	27	1:34.339	34.281	168	32.649	200	27.409	5	209
10	1:35.963	34.789	168	33.418	198	27.756	5	211	28	1:34.147	34.291	167	32.529	202	27.327	5	210
11	1:37.698	34.833	167	34.279	144	28.586	5	211	29	1:34.533	34.178	169	32.672	201	27.683	5	211
12	1:51.324	35.675	124	35.224	198	40.425	27	212	30	1:46.779	34.442	168	32.808	200	39.529	28	209
13	7:44.197	6:23.922	92	47.853	111	32.422	4		31	6:11.046	5:10.389	167	33.191	200	27.466	5	
14	1:48.353	43.162	128	36.204	156	28.987	5	137	32	1:34.397	34.396	168	32.722	200	27.279	5	210
15	1:36.973	35.119	169	33.239	199	28.615	5	205	33	1:34.366	34.166	169	32.860	201	27.340	5	211
16	1:36.334	35.944	168	33.070	199	27.320	5	210	34	1:34.008	34.162	167	32.601	201	27.245	5	210
17	1:33.690	34.008	169	32.611	200	27.071	5	213	35	1:35.422	34.500	169	33.416	201	27.506	5	208
18	1:34.042	34.104	170	32.509	201	27.429	5	213	36	1:57.348	34.338	169	33.809	183	49.201	25	210

55 Fugel, DEU

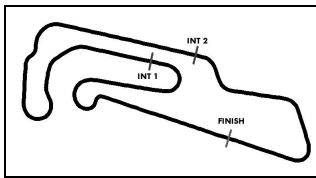
theoretical besttime: 1:34.644

1	5:47.130					5:47.130			15	1:53.777	35.238	167	34.400	194	44.139	25	207
2	2:40.382	1:21.240	111	48.336	105	30.806	5		16	2:52.696	1:49.778	166	34.600	195	28.318	5	
3	1:40.407	36.942	163	34.878	195	28.587	5	198	17	1:38.341	35.806	166	34.151	195	28.384	5	206
4	1:37.265	35.508	166	33.820	194	27.937	5	203	18	1:38.950	35.570	165	34.282	178	29.098	5	207
5	1:37.392	35.297	166	33.735	194	28.360	5	205	19	1:57.197	36.068	165	35.840	196	45.289	24	210
6	1:37.973	35.281	161	34.657	195	28.035	5	204	20	4:21.557	3:16.695	153	35.391	175	29.471	5	
7	1:37.907	35.259	166	33.562	195	29.086	5	207	21	1:54.219	36.097	165	35.031	196	43.091	28	209
8	1:37.101	35.247	166	33.553	196	28.301	5	205	22	23:02.051	21:54.018	128	39.359	181	28.674	5	
9	1:39.654	35.315	167	36.211	194	28.128	5	207	23	1:36.522	35.315	168	33.675	198	27.532	5	206
10	7:11.198	35.264	166	5:47.006	136	48.928	25	205	24	1:35.155	34.842	168	33.068	200	27.245	5	208
11	4:54.623	3:50.369	163	35.532	166	28.722	5		25	1:34.703	34.529	166	32.953	200	27.221	5	208
12	1:37.711	35.530	165	34.034	196	28.147	5	208	26	1:36.603	35.972	167	33.237	200	27.394	5	209
13	1:38.475	35.466	168	34.336	195	28.673	5	208	27	1:51.833	34.731	169	32.894	200	44.208	25	210
14	1:37.912	35.424	166	34.058	195	28.430	5	208									

60 Prattes, DEU

theoretical besttime: 1:33.503

1	2:43.157	1:10.292	107	43.333	144	49.532	24		20	1:51.806	34.440	170	33.276	200	44.090	27	213
2	3:08.892	1:58.813	155	39.148	171	30.931	5		21	8:58.808	7:54.832	166	35.474	200	28.502	5	
3	1:42.349	37.330	165	35.682	197	29.337	5	189	22	1:35.841	34.702	170	33.395	198	27.744	5	209
4	1:38.391	35.788	168	34.339	199	28.264	5	201	23	1:36.734	35.706	168	33.366	200	27.662	5	179
5	1:38.218	35.890	167	33.984	200	28.344	5	208	24	1:38.260	34.366	169	33.631	191	30.263	5	211
6	1:37.306	35.175	169	33.723	200	28.408	5	209	25	1:38.343	36.867	161	34.006	200	27.470	5	176
7	1:36.872	35.012	168	33.864	199	27.996	5	205	26	1:51.448	34.945	155	35.955	192	40.548	30	210
8	1:40.704	35.189	170	36.122	170	29.393	5	211	27	6:43.588	5:34.214	143	38.426	162	30.948	5	
9	1:36.241	34.705	170	33.730	200	27.806	5	211	28	1:39.125	36.344	164	34.501	198	28.280	5	195
10	1:52.262	34.527	170	34.295	195	43.440	28	212	29	1:34.354	34.390	169	32.728	202	27.236	5	211
11	11:37.868	10:31.342	168	36.569	198	29.957	5		30	1:47.426	33.882	170	45.040	188	28.504	5	213
12	1:37.418	35.462	170	33.901	200	28.055	5	206	31	1:34.522	34.222	170	33.012	201	27.288	5	211
13	1:35.381	34.595	170	33.281	200	27.505	5	213	32	1:33.932	34.040	170	32.690	202	27.202	5	212
14	1:35.248	34.315	171	33.347	198	27.586	5	213	33	1:33.584	33.963	169	32.617	201	27.004	5	213
15	1:37.231	34.779	169	34.415	197	28.037	5	214	34	1:39.039	34.204	168	36.663	189	28.172	5	212
16	1:35.251	34.607	169	33.179	196	27.465	5	211	35	1:34.016	34.054	169	32.640	202	27.322	5	211
17	1:34.977	34.456	171	33.098	198	27.423	5	213	36	1:33.749	33.981	171	32.698	200	27.070	5	213
18	1:36.402	34.275	170	33.601	198	28.526	5	213	37	1:54.294	34.047	170	33.403	180	46.844	28	213
19	1:35.411	34.305	170	33.309	198	27.797	5	213									



ADAC TCR Germany



Sector List Test Session 2

Provisional

Motorsportarena Oschersleben, Length: 3667m

Air temperature: N/A°C

Track temperature: N/A°C

Weather condition: Dry

Monday, March 26, 2018 12:40:00

Lap	Time	SE1	SP1	SE2	SP2	SE3	SP3	TSP	Lap	Time	SE1	SP1	SE2	SP2	SE3	SP3	TSP
77 Häußermann, DEU									theoretical besttime: 1:33.992								
1	2:26.929	1:17.268	152	38.286	175	31.375	5		17	1:34.173	34.318	171	32.816	198	27.039	5	212
2	1:42.648	38.216	166	35.153	189	29.279	5	181	18	1:44.394	34.435	171	33.014	200	36.945	29	211
3	1:49.388	36.343	169	35.244	197	37.801	30	201	19	4:17.999	3:17.705	170	33.125	202	27.169	5	
4	4:23.107	3:17.492	149	37.018	197	28.597	5		20	1:37.999	34.310	171	36.053	196	27.636	5	213
5	1:37.414	35.512	169	33.487	202	28.415	5	210	21	1:34.596	34.623	171	32.820	200	27.153	5	211
6	1:36.554	34.970	171	34.124	201	27.460	5	212	22	1:35.176	34.497	170	33.311	200	27.368	5	211
7	1:34.726	34.727	171	32.783	201	27.216	5	212	23	1:45.930	34.456	171	32.912	200	38.562	29	211
8	1:34.735	34.434	171	32.787	202	27.514	5	213	24	5:59.622	4:58.181	166	33.769	201	27.672	5	
9	1:34.207	34.454	171	32.731	202	27.022	5	212	25	1:35.300	34.674	170	33.069	201	27.557	5	208
10	1:44.509	34.476	172	33.179	200	36.854	30	211	26	1:35.544	34.624	170	33.456	203	27.464	5	208
11	9:05.186	8:00.089	165	33.998	188	31.099	5		27	1:35.379	34.550	171	33.366	204	27.463	5	209
12	1:35.524	34.955	171	33.148	201	27.421	5	210	28	1:34.843	34.657	170	32.745	201	27.441	5	208
13	1:34.383	34.484	171	32.672	201	27.227	5	213	29	1:36.501	34.557	170	33.845	196	28.099	5	209
14	1:34.640	34.905	172	32.663	200	27.072	5	212	30	1:35.073	34.785	169	32.660	201	27.628	5	207
15	1:35.952	34.463	171	34.207	201	27.282	5	212	31	1:35.706	34.440	171	32.855	202	28.411	5	208
16	1:36.731	34.457	170	34.208	203	28.066	5	215	32	2:01.216	35.593	169	40.740	156	44.883	27	207

99 Sandberg, NLD									theoretical besttime: 1:35.827								
1	1:41.037					1:41.037			22	1:37.111	35.053	168	34.067	198	27.991	5	212
2	2:34.392	1:13.148	108	45.553	143	35.691	4		23	1:36.833	34.866	168	33.714	200	28.253	5	211
3	2:00.379	44.581	127	42.779	135	33.019	5	146	24	1:36.627	35.117	164	33.645	201	27.865	5	212
4	1:51.371	40.479	153	39.872	187	31.020	5	178	25	1:58.343	34.937	168	34.414	197	48.992	27	210
5	1:43.680	37.051	164	36.640	195	29.989	5	175	26	6:21.473	5:15.642	159	36.398	196	29.433	5	
6	1:40.719	36.586	163	35.280	197	28.853	5	203	27	1:39.826	35.303	165	35.439	187	29.084	5	208
7	1:39.537	35.705	165	34.985	197	28.847	5	209	28	1:37.147	35.349	166	33.649	201	28.149	5	209
8	1:39.259	35.845	166	34.410	199	29.004	5	208	29	1:55.992	35.074	168	33.793	200	47.125	25	209
9	1:38.581	35.445	167	34.238	198	28.898	5	210	30	2:22.375	1:19.801	166	34.208	201	28.366	5	
10	2:03.968	39.234	168	35.629	164	49.105	29	144	31	1:37.299	35.232	169	33.633	198	28.434	5	209
11	4:38.213	2:57.695	139	42.963	149	57.555	22		32	1:36.133	35.172	167	33.125	200	27.836	5	209
12	5:59.760	4:45.329	120	41.016	169	33.415	5		33	1:36.447	35.132	167	33.291	203	28.024	5	210
13	1:42.781	38.904	166	34.761	198	29.116	5	149	34	1:36.526	34.939	167	33.552	200	28.035	5	210
14	1:38.717	35.607	168	34.489	197	28.621	5	208	35	1:36.189	34.954	167	33.334	200	27.901	5	211
15	1:37.942	35.264	165	34.214	200	28.464	5	212	36	2:00.011	35.120	167	33.449	198	51.442	25	210
16	1:38.226	35.358	168	34.019	200	28.849	5	209	37	8:25.039	7:04.418	117	45.825	139	34.796	4	
17	1:38.081	35.445	167	34.076	199	28.560	5	210	38	1:48.531	40.871	143	38.023	193	29.637	5	142
18	1:39.279	35.650	167	34.832	169	28.797	5	211	39	1:41.359	35.860	166	35.314	195	30.185	5	208
19	1:38.102	35.665	167	33.962	198	28.475	5	213	40	1:37.119	35.455	166	33.685	202	27.979	5	201
20	1:37.053	35.047	168	33.773	199	28.233	5	210	41	1:36.515	34.877	167	33.426	202	28.212	5	209
21	1:36.642	35.016	167	33.508	200	28.118	5	213	42	2:18.066	36.763	124	43.686	139	57.617	25	211