



ADAC TCR Germany



Sector List Test Session 1

Provisional

Motorsportarena Oschersleben, Length: 3667m

Air temperature: N/A°C

Track temperature: N/A°C

Weather condition: Dry

Monday, March 26, 2018 9:20:00

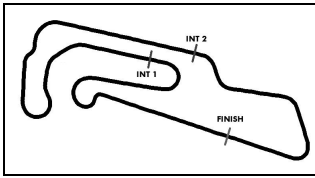
Lap	Time	SE1	SP1	SE2	SP2	SE3	SP3	TSP	Lap	Time	SE1	SP1	SE2	SP2	SE3	SP3	TSP	
2 Fulin, CZE									theoretical besttime: 1:32.417									
1	5:15.414					5:15.414			16	1:52.422					202	45.904	20	213
2	3:10.212				77	38.551	3		17	8:30.323	7:16.079		44.228	108	30.016	5		
3	2:15.337				111	37.809	3	125	18	1:35.875	34.417		34.217	195	27.241	5	205	
4	2:05.715				131	30.831	5	147	19	1:33.536	34.397		32.170	201	26.969	5	210	
5	1:40.192				178	28.533	5	195	20	1:33.127	34.002		32.426	202	26.699	5	212	
6	1:37.435				201	28.055	5	203	21	1:32.492	33.589		32.129	201	26.774	5	211	
7	1:36.097				202	27.517	5	210	22	2:02.742	43.265		35.256	192	44.221	23	205	
8	1:53.012				203	45.312	22	211	23	8:40.002	7:38.521		34.086	201	27.395	5		
9	8:25.377				95	39.892	3		24	1:33.225	34.057		32.228	201	26.940	5	210	
10	2:07.716				96	30.254	5	124	25	1:33.435	33.994		32.490	201	26.951	5	212	
11	1:35.923				198	27.403	5	207	26	1:32.839	33.767		32.145	202	26.927	5	211	
12	1:34.517				202	27.052	5	211	27	1:34.116	34.062		32.531	201	27.523	5	211	
13	1:36.831				202	29.507	5	213	28	1:33.668	33.804		32.623	201	27.241	5	212	
14	1:34.288				204	27.198	5	210	29	1:37.445	33.968		32.396	201	31.081	5	212	
15	1:33.920				201	27.220	5	213	30		37.700		37.369	177			188	

5 Morgan, GBR									theoretical besttime:									
1	30:10.382					30:10.382			3	4:59.415					86	52.580	29	
2	3:00.091				119	59.967	18		4	5:51.599					162	46.959	26	

6 Holdener, CHE									theoretical besttime: 1:38.223								
1	8:18.667					8:18.667			9	7:07.646	6:01.091		36.753	196	29.802	5	
2	26:56.292	25:31.099			50.425	136	34.768	5	10	1:46.422	39.701	167	37.761	196	28.960	5	181
3	1:57.510	42.590	106		42.364	180	32.556	5	11	2:04.185	39.374		35.597	201	49.214	28	160
4	1:49.382	38.360			39.471	146	31.551	5	12	4:37.446	3:31.869	169	36.190	195	29.387	5	
5	1:47.375	38.557			38.870	196	29.948	5	13	1:40.749	36.795		35.359	201	28.595	5	200
6	1:45.546	37.113			38.251	182	30.182	5	14	1:39.919	37.055		34.501	203	28.363	5	210
7	1:43.696	36.845	168		37.460	202	29.391	5	15	1:38.318	35.739		34.394	201	28.185	5	209
8	1:59.649	37.089	168		37.005	141	45.555	29	16	1:56.288	35.644		35.152	204	45.492	30	208

7 Halder, DEU									theoretical besttime: 1:33.057								
1	5:20.511	4:06.480	106		41.340	177	32.691	5	15	1:34.950	34.519	166	32.941	196	27.490	5	207
2	1:44.136	38.113	163		36.658	189	29.365	5	16	1:56.028	36.948	147	34.085	197	44.995	28	206
3	1:41.038	36.209	165		35.002	194	29.827	5	17	8:07.415	7:04.050	164	34.895	193	28.470	5	
4	1:57.836	37.775	159		35.961	194	44.100	28	18	1:39.659	35.702	137	34.686	196	29.271	5	205
5	4:21.203	3:16.791	160		35.713	194	28.699	5	19	1:34.887	34.734	167	32.888	196	27.265	5	205
6	1:38.581	36.070	165		34.065	195	28.446	5	20	1:34.624	34.466	166	32.764	196	27.394	5	205
7	1:35.925	35.167	166		33.338	196	27.420	5	21	1:34.515	34.445	167	32.897	196	27.173	5	206
8	1:35.735	34.868	165		33.277	196	27.590	5	22	1:54.617	36.654	168	33.425	195	44.538	29	189
9	1:34.970	34.709	166		33.014	196	27.247	5	23	10:25.239	9:20.806	150	35.767	190	28.666	5	
10	1:48.889	34.925	162		33.760	192	40.204	27	24	1:35.666	35.091	166	33.060	195	27.515	5	203
11	9:45.652	8:41.775	162		35.164	169	28.713	5	25	1:33.378	34.226	167	32.351	196	26.801	5	205
12	1:35.883	35.030	165		33.167	195	27.686	5	26	1:33.291	33.905	168	32.394	197	26.992	5	206
13	1:35.193	34.948	165		32.992	196	27.253	5	27	1:53.254	34.740	166	34.181	191	44.333	29	205
14	1:34.805	34.713	167		32.723	197	27.369	5	206								

8 Engstler, DEU									theoretical besttime: 1:32.343								
1	3:19.350	1:44.108			42.246	148	52.996	19	19	1:41.694	34.235		39.524	155	27.935	5	212
2	3:19.367	2:10.611			37.748	175	31.008	5	20	1:54.291	34.365		33.030	200	46.896	21	210
3	1:46.851	38.009			39.043	196	29.799	5	21	4:02.869	2:49.683	122	42.076	160	31.110	5	
4	1:41.647	37.309	166		35.542	198	28.796	5	22	1:39.639	37.434	150	34.836	196	27.369	5	172
5	1:38.295	35.395			34.362	200	28.538	5	23	1:33.010	33.855		32.179	203	26.976	5	213
6	1:59.736	35.716			33.643	202	50.377	22	24	1:32.462	33.535		32.092	203	26.835	5	214
7	3:51.320	2:47.748			35.507	198	28.065	5	25	1:52.770	33.585		32.634	204	46.551	22	214
8	1:35.917	35.021			33.153	200	27.743	5	26	4:19.633	3:19.448		33.199	200	26.986	5	
9	1:35.164	34.657			33.089	200	27.418	5	27	1:33.953	33.858		33.181	199	26.914	5	213
10	1:35.076	34.548			32.937	201	27.591	5	28	1:32.712	33.779		32.217	202	26.716	5	212
11	1:36.232	34.232			33.230	200	28.770	5	29	1:32.846	33.678		32.202	202	26.966	5	214
12	1:34.850	34.662			32.840	201	27.348	5	30	1:32.709	33.561		32.241	201	26.907	5	214
13	1:34.432	34.225			32.844	201	27.363	5	31	1:33.067	33.678		32.452	202	26.937	5	213
14	1:54.203	34.441			34.217	201	45.545	25	32	1:53.476	33.714		34.389	198	45.373	23	213



ADAC TCR Germany



Sector List Test Session 1

Provisional

Motorsportarena Oschersleben, Length: 3667m

Air temperature: N/A°C

Track temperature: N/A°C

Weather condition: Dry

Monday, March 26, 2018 9:20:00

Lap	Time	SE1	SP1	SE2	SP2	SE3	SP3	TSP	Lap	Time	SE1	SP1	SE2	SP2	SE3	SP3	TSP
15	4:43.400	3:42.052		33.821	201	27.527	5		33	5:24.220	4:24.271		32.898	201	27.051	5	
16	1:36.219	35.176		33.298	200	27.745	5	209	34	1:32.993	33.853		32.326	201	26.814	5	211
17	1:34.327	34.403	170	32.720	201	27.204	5	213	35	1:51.398	33.689		32.354	201	45.355	21	212
18	1:33.983	34.070		32.604	203	27.309	5	213									

11 Wankmüller, DEU

theoretical besttime: 1:33.660

1	2:46.159					2:46.159			14	1:34.936	34.493		33.199	200	27.244	5	213
2	3:30.150	2:01.870	107	50.799	95	37.481	4		15	1:34.209	34.214		32.708	203	27.287	5	213
3	2:05.029	45.343	106	45.090	145	34.596	4	146	16	1:33.763	33.966		32.663	202	27.134	5	214
4	2:11.181	41.357		41.136	137	48.688	22	181	17	1:33.744	33.878		32.747	201	27.119	5	216
5	6:39.023	5:31.877		36.729	196	30.417	5		18	1:33.865	34.017		32.669	199	27.179	5	214
6	1:40.193	35.372	170	34.859	198	29.962	5	211	19	1:34.407	34.143		32.738	201	27.526	5	215
7	1:38.632	34.391		35.770	201	28.471	5	216	20	1:55.344	34.147		35.210	201	45.987	24	215
8	1:49.216	36.236		43.844	175	29.136	5	214	21	9:16.116	8:11.430		36.345	198	28.341	5	
9	1:40.563	34.632		36.299	183	29.632	5	213	22	1:37.301	35.969		33.747	199	27.585	5	182
10	1:35.285	34.381		33.317	200	27.587	5	216	23	1:34.657	34.191		32.930	203	27.536	5	213
11	1:34.154	34.115		32.751	202	27.288	5	216	24	1:35.026	34.702		33.156	202	27.168	5	215
12	1:55.721	34.894		34.971	197	45.856	25	215	25	1:50.565	34.190		32.883	201	43.492	25	216
13	5:55.856	4:48.592		38.413	166	28.851	5										

14 Langeveld, NLD

theoretical besttime: 1:33.424

1	3:02.492					3:02.492			18	5:04.374	4:03.333	170	33.632	200	27.409	5	
2	2:50.220	1:34.898	150	43.283	178	32.039	5		19	1:34.811	34.620		32.715	202	27.476	5	213
3	1:45.556	40.040	164	35.601	198	29.915	5	186	20	1:33.554	33.988		32.457	202	27.109	5	213
4	1:38.541	35.509	166	34.850	198	28.182	5	210	21	1:48.921	34.262	170	32.585	201	42.074	29	212
5	1:38.369	34.843	170	34.265	193	29.261	5	213	22	5:43.621	4:41.957	169	33.865	202	27.799	5	
6	1:37.415	34.563	168	34.866	196	27.986	5	211	23	1:34.266	34.199		32.749	202	27.318	5	212
7	1:35.103	34.786	170	33.066	200	27.251	5	213	24	1:49.322	34.440		32.801	203	42.081	30	212
8	1:36.615	35.772		33.240	202	27.603	5	211	25	7:11.177	6:08.417		34.397	154	28.363	5	
9	1:34.282	34.199		32.720	204	27.363	5	213	26	1:34.645	34.398		32.862	203	27.385	5	215
10	1:53.025	34.748		33.499	201	44.778	29	216	27	1:35.073	34.125		33.339	203	27.609	5	214
11	6:16.558	5:09.841		37.130	195	29.587	5		28	1:34.847	34.841		32.808	202	27.198	5	216
12	1:37.750	36.102	169	33.985	197	27.663	5	210	29	1:38.857	38.136		33.248	199	27.473	5	213
13	1:34.776	34.220		32.962	201	27.594	5	212	30	1:34.238	34.176		32.698	203	27.364	5	214
14	1:34.959	34.304		33.529	201	27.126	5	212	31	1:34.076	34.050		32.614	203	27.412	5	213
15	1:33.937	34.157	170	32.535	201	27.245	5	213	32	1:34.281	34.051		32.715	203	27.515	5	213
16	1:33.496	33.940		32.497	201	27.059	5	216	33	1:52.154	34.792		33.809	202	43.553	29	215
17	1:50.408	33.908		34.351	203	42.149	30	213									

15 Kovac, CRO

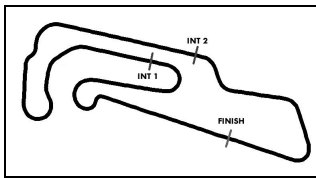
theoretical besttime: 1:42.836

1	7:25.618					7:25.618			17	8:25.871			181	32.581	5		
2	3:35.122	2:08.069		49.576	147	37.477	5		18	1:50.779	39.281		39.383	183	32.115	5	190
3	2:01.649	44.665		42.513	176	34.471	4	149	19	1:49.088			188	31.018	5	195	
4	2:00.507	44.764		42.035	179	33.708	5	178	20	1:49.873			176	31.755	5	188	
5	1:56.303			186	33.188	5	176	21	1:48.723				191	31.452	5	162	
6	1:54.583	41.352		39.629	182	33.602	5	180	22	1:45.172			194	30.619	5	200	
7	1:50.115			189	32.334	5	195	23	1:44.371	36.967		36.736	192	30.668	5	196	
8	1:50.187			188	31.877	5	196	24	1:44.379			193	30.151	5	201		
9	1:48.451			189	31.785	5	201	25	1:43.755			191	30.039	5	203		
10	2:05.154			189	48.452	24	198	26	1:44.613	37.778		36.430	194	30.405	5	181	
11	5:36.264	4:24.088		39.418	188	32.758	5		27	1:42.299		196	29.932	5	204		
12	1:48.909			185	31.699	5	185	28	1:42.836	36.836	36.141	195	29.859	5	203		
13	1:48.189			188	31.394	5	194	29	1:44.094	37.437		36.673	193	29.984	5	202	
14	1:46.024	37.950		37.672	192	30.402	5	201	30	1:43.546	37.134		36.310	193	30.102	5	196
15	1:47.508			190	31.110	5	200	31	1:43.866	37.095		36.370	192	30.401	5	197	
16	2:05.142	37.586		37.481	186	50.075	28	201	32	2:01.768	37.510		36.421	194	47.837	20	200

17 Preisig, CHE

theoretical besttime: 1:35.456

1	9:52.950					9:52.950			10	1:37.497	34.926	170	34.811	205	27.760	5	210
2	2:54.954	1:24.592	85	52.013	107	38.349	3		11	1:35.540	34.497	172	33.415	203	27.628	5	215
3	2:16.661	45.753	140	40.762	166	50.146	23	141	12	1:52.489	35.496	171	34.515	200	42.478	25	212
4	5:06.217	3:52.028	112	41.938	125	32.251	5		13	10:54.139	9:48.687	162	36.377	195	29.075	5	
5	1:46.289	39.439	125	37.216	193	29.634	5	175	14	1:37.913	35.426	169	34.472	200	28.015	5	204



ADAC TCR Germany

Sector List Test Session 1



Provisional

Motorsportarena Oschersleben, Length: 3667m

Air temperature: N/A°C

Track temperature: N/A°C

Weather condition: Dry

Monday, March 26, 2018 9:20:00

Lap	Time	SE1	SP1	SE2	SP2	SE3	SP3	TSP	Lap	Time	SE1	SP1	SE2	SP2	SE3	SP3	TSP
6	1:41.466	36.346	172	35.484	200	29.636	5	203	15	1:36.474	35.134	169	33.796	204	27.544	5	206
7	1:40.440	36.484	171	35.333	198	28.623	5	184	16	1:36.270	34.871	170	33.723	205	27.676	5	217
8	1:38.124	35.479	170	34.442	203	28.203	5	205	17	1:50.557	34.684	172	34.118	189	41.755	27	216
9	1:42.273	37.932	157	35.937	192	28.404	5	214									

19 Hesse, DEU

theoretical besttime: 1:32.920

1	1:17.352					1:17.352			18	1:33.706	33.994	173	32.678	203	27.034	5	215
2	2:30.480	1:17.313	155	40.859	179	32.308	5		19	1:39.404	34.210	173	35.405	125	29.789	5	214
3	1:54.625	41.068	136	42.038	162	31.519	5	160	20	1:52.775	34.141		32.825	203	45.809	21	217
4	1:46.876	37.795	157	38.112	160	30.969	5	177	21	4:11.883	3:08.669	145	35.376	202	27.838	5	
5	1:59.486	37.065	151	36.109	198	46.312	26	200	22	1:35.855	34.176	170	34.124	204	27.555	5	216
6	4:14.021	3:07.695	167	36.254	162	30.072	5		23	1:35.825	35.630		32.960	205	27.235	5	215
7	1:37.868	35.588	170	33.829	200	28.451	5	202	24	1:34.694	34.609		32.769	203	27.316	5	200
8	1:39.767	36.026	166	35.452	200	28.289	5	211	25	1:50.276	34.043		32.655	203	43.578	23	215
9	1:39.104	37.655	171	33.775	202	27.674	5	188	26	5:56.752	4:45.651	129	40.955	133	30.146	5	
10	1:36.078	34.949	171	33.506	202	27.623	5	214	27	1:35.998	35.195		33.344	201	27.459	5	208
11	1:36.820	34.714	171	34.425	204	27.681	5	213	28	1:34.119	34.672		32.415	205	27.032	5	216
12	1:34.922	34.353	172	33.107	203	27.462	5	215	29	1:36.128	33.884		34.823	203	27.421	5	216
13	1:53.705	34.617	170	35.934	195	43.154	23	216	30	1:34.000	33.977		32.774	204	27.249	5	216
14	4:48.227	3:38.872	161	38.443	155	30.912	5		31	1:33.651	34.210		32.553	203	26.888	5	211
15	1:34.721	34.545	173	33.027	204	27.149	5	213	32	1:32.920	33.775	173	32.264	203	26.881	5	214
16	1:34.116	34.181	172	32.620	204	27.315	5	216	33	1:59.784	36.202		36.650	179	46.932	20	214
17	1:34.552	33.963		33.216	204	27.373	5	216									

22 Proczyk, AUT

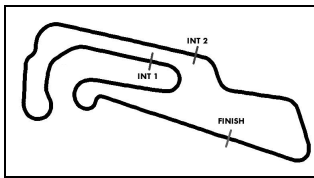
theoretical besttime: 1:33.258

1	2:55.290					2:55.290			15	1:46.814	34.113		33.583	204	39.118	23	219
2	2:53.064	1:30.100		46.247	138	36.717	5		16	4:32.671	3:28.371		36.080	201	28.220	5	
3	1:59.231	45.289		42.227	180	31.715	5	157	17	1:34.891	34.051	174	33.143	204	27.697	6	215
4	1:46.660	38.102		37.526	192	31.032	5	184	18	1:33.554	33.728		32.611	203	27.215	5	218
5	1:53.462	41.357		40.667	187	31.438	5	175	19	1:38.459	34.095		35.183	169	29.181	5	216
6	2:00.192	38.184		36.803	195	45.205	18	189	20	1:51.748	34.237		33.969	201	43.542	22	219
7	6:57.047	5:52.047		35.929	201	29.071	5		21	8:17.189	7:14.369		34.964	198	27.856	5	
8	1:37.643	34.887		34.664	205	28.092	5	212	22	1:34.197	34.105		33.021	201	27.071	5	217
9	1:36.264	34.539		33.718	201	28.007	5	213	23	1:35.521	35.060		33.010	201	27.451	5	218
10	1:34.846	34.143		33.166	203	27.537	5	217	24	1:35.237	34.361		33.150	204	27.726	6	215
11	1:35.916	34.421	173	33.631	201	27.864	5	217	25	1:33.404	33.774		32.537	206	27.093	6	217
12	1:40.495	36.802		35.772	199	27.921	5	203	26	1:33.456	33.859		32.459	206	27.138	5	216
13	1:34.661	34.055		33.030	203	27.576	5	218	27	1:45.028	36.006		41.217	198	27.805	5	215
14	1:33.863	33.905		32.850	204	27.108	6	217	28	1:59.303	34.318		36.153	157	48.832	25	217

23 Steibel, DEU

theoretical besttime: 1:35.843

1	6:49.887					6:49.887			17	1:39.102	34.921		36.149	194	28.032	5	207
2	2:42.103	1:18.565	127	47.723	102	35.815	5		18	1:36.310	34.878		33.562	198	27.870	5	207
3	1:52.958	42.106	157	39.584	166	31.268	5	167	19	1:37.346	35.582	166	33.852	198	27.912	5	205
4	1:43.588	37.649	165	35.689	194	30.250	5	192	20	1:36.599	34.931	165	33.637	198	28.031	5	206
5	1:40.746	36.562	164	35.464	197	28.720	5	205	21	1:37.204	35.397	166	33.897	196	27.910	5	206
6	1:38.615	35.903	166	34.678	195	28.034	5	207	22	1:36.841	35.020		33.787	197	28.034	5	204
7	1:38.974	35.862		34.928	195	28.184	5	206	23	1:37.422	35.037		34.108	195	28.277	5	206
8	1:37.690	35.796	166	34.158	197	27.736	5	207	24	1:53.364	35.136	166	34.581	177	43.647	30	204
9	1:37.122	35.270		34.165	197	27.687	5	207	25	4:33.877	3:30.343		35.147	196	28.387	5	
10	1:37.716	35.361	165	34.095	196	28.260	5	207	26	1:38.078	35.350		33.870	196	28.858	5	205
11	1:54.087	35.299		34.041	197	44.747	30	206	27	1:40.426	38.247		34.063	196	28.116	5	174
12	4:07.396	3:02.497	142	36.404	184	28.495	5		28	1:38.043	35.733		34.210	197	28.100	5	206
13	1:37.285	35.685	164	34.009	196	27.591	5	205	29	1:37.637	35.232		34.287	197	28.118	5	206
14	1:36.073	34.796		33.570	198	27.707	5	207	30	1:37.344	35.110		33.848	198	28.386	5	207
15	1:36.413	34.690		33.601	198	28.122	5	208	31	1:38.227	35.009		34.127	199	29.091	5	207
16	1:37.347	35.526		33.927	198	27.894	5	206	32	1:56.347	35.409	164	34.661	181	46.277	27	207



ADAC TCR Germany



Sector List Test Session 1

Provisional

Motorsportarena Oschersleben, Length: 3667m

Air temperature: N/A°C

Track temperature: N/A°C

Weather condition: Dry

Monday, March 26, 2018 9:20:00

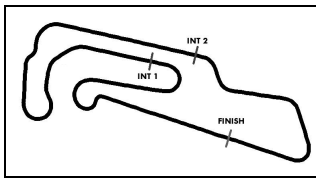
Lap	Time	SE1	SP1	SE2	SP2	SE3	SP3	TSP	Lap	Time	SE1	SP1	SE2	SP2	SE3	SP3	TSP
27	Coicaud, FRA	theoretical besttime:															
1	4:11.044	2:42.619	139	42.519	169	45.906	27		2								

33 Reynolds, CHE									theoretical besttime: 1:45.030								
1	3:14.719						3:14.719		16	1:50.418	39.557		39.208	197	31.653	5	189
2	3:17.321	1:46.540	102	51.754	154	39.027	5		17	2:17.609	40.336	143	44.157	143	53.116	26	199
3	2:19.082	49.624		50.151	134	39.307	5	153	18	6:25.982	4:59.616	125	48.381	152	37.985	4	
4	2:11.095	46.458	147	46.875	148	37.762	4	152	19	2:02.650	44.602	133	44.253	163	33.795	5	151
5	2:10.756	47.596	120	47.042	155	36.118	5	145	20	1:54.586	40.856		41.113	180	32.617	5	182
6	2:03.137	43.524		44.700	170	34.913	5	163	21	1:50.974	39.572		39.473	171	31.929	5	186
7	1:58.689	41.378	148	42.616	192	34.695	5	185	22	1:50.247	39.320		38.995	194	31.932	5	191
8	1:58.642	41.692		41.997	186	34.953	5	182	23	1:53.566	41.095	160	40.321	167	32.150	5	180
9	1:55.290	40.388	157	41.800	191	33.102	5	202	24	1:56.722	41.259		40.731	162	34.732	5	172
10	1:53.624	40.146	158	40.494	193	32.984	5	186	25	1:48.096	38.988		37.947	196	31.161	5	187
11	1:54.025	39.160		41.346	189	33.519	5	194	26	1:46.908	38.018		37.756	195	31.134	5	200
12	1:52.401	39.620	162	40.129	188	32.652	5	191	27	1:45.172	37.341		36.939	199	30.892	5	206
13	2:27.017	44.584	120	46.303	142	56.130	25	190	28	1:47.046	37.199		38.345	177	31.502	5	204
14	4:28.515	3:14.245	161	40.811	193	33.459	4		29	2:14.513	37.256		39.833	137	57.424	19	204
15	1:51.245	39.712		39.061	194	32.472	5	192									

39 Thoma, CHE									theoretical besttime: 1:32.275								
1	3:05.019	1:35.298	129	41.273	136	48.448	21		16	1:33.962	34.147	172	32.608	202	27.207	5	212
2	3:36.818	2:29.723	166	37.507	195	29.588	5		17	1:34.612	34.127	172	32.972	203	27.513	5	213
3	1:41.718	36.183	169	35.627	202	29.908	5	202	18	1:34.637	34.024	172	33.104	203	27.509	5	214
4	1:40.068	36.561	169	35.156	202	28.351	5	211	19	1:44.769	34.996		33.333	203	36.440	28	213
5	1:47.030	35.279	168	34.334	201	37.417	30	213	20	9:10.697	8:03.411	138	38.810	171	28.476	5	
6	4:57.240	3:54.315	169	35.006	202	27.919	5		21	1:34.138	34.591	172	32.810	203	26.737	5	212
7	1:36.506	34.444	171	34.739	203	27.323	5	215	22	1:35.305	34.592	173	33.873	202	26.840	5	212
8	1:35.085	34.316	168	33.697	204	27.072	5	214	23	1:33.151	33.725	172	32.313	205	27.113	5	212
9	1:33.954	34.033	172	32.898	204	27.023	5	214	24	1:50.608	34.302	172	33.290	200	43.016	21	212
10	1:45.786	33.958	172	33.121	203	38.707	28	214	25	6:40.661	5:40.778	171	32.888	201	26.995	5	
11	4:52.852	3:51.471	168	33.936	200	27.445	5		26	1:33.186	33.825		32.379	203	26.982	5	213
12	1:37.901	37.208	146	33.638	201	27.055	5	212	27	1:32.275	33.486	173	32.160	203	26.629	5	213
13	1:33.753	34.005	172	32.703	202	27.045	5	213	28	1:44.215	34.156	173	33.521	201	36.538	25	213
14	1:33.869	34.083	172	32.723	203	27.063	5	213	29		2:57.812		33.669	196			
15	1:34.198	34.117	172	32.864	202	27.217	5	213									

44 Kaibach, DEU									theoretical besttime: 1:35.834								
1	1:09.785					1:09.785			7	4:36.910	3:24.765	162	40.429	137	31.716	5	
2	3:12.822	1:50.193	100	47.040	124	35.589	5		8	2:07.273	41.011		38.685	184	47.577	28	151
3	2:01.035	43.179	126	42.855	141	35.001	5	147	9	3:10.910	1:54.268	122	43.249	116	33.393	5	
4	1:51.942	39.621	141	40.306	157	32.015	5	173	10	1:38.247	35.447	170	34.627	201	28.173	5	210
5	2:00.883	43.615	104	43.192	126	34.076	4	168	11	1:35.834	34.884	171	33.385	202	27.565	5	215
6	2:12.740	42.132	114	42.002	135	48.606	29	137	12								218

53 Halder, DEU									theoretical besttime: 1:34.520								
1	8:55.011					8:55.011			18	1:39.446	35.820		35.119	203	28.507	5	205
2	2:59.385	1:45.462		41.041	151	32.882	5		19	1:40.891	36.064		36.054	203	28.773	5	191
3	1:49.546	40.301		36.929	170	32.316	5	171	20	1:39.209	35.994		34.808	203	28.407	5	194
4	1:39.354	36.326		34.612	201	28.416	5	194	21	1:39.273	36.093		34.736	204	28.444	5	201
5	1:40.745	35.236		35.150	203	30.359	5	215	22	1:41.789	37.130		36.027	203	28.632	5	163
6	1:37.163	35.228		34.110	204	27.825	5	216	23	1:38.077	35.506		34.513	204	28.058	5	208
7	1:35.280	34.305		33.073	205	27.902	5	218	24	1:37.645	35.075		34.292	203	28.278	5	214
8	1:34.818	34.313		33.134	203	27.371	5	215	25	1:38.095	35.085		34.410	203	28.600	5	212
9	1:34.679	34.076		33.202	203	27.401	5	216	26	1:39.420	36.185		34.573	203	28.662	5	206
10	1:58.294	37.939		34.448	185	45.907	20	146	27	1:39.894	36.259		34.824	203	28.811	5	184
11	13:12.177	11:50.844		45.342	160	35.991	5		28	1:38.687	35.461		34.750	203	28.476	5	210
12	1:53.472	42.877		39.424	193	31.171	5	163	29	1:37.848	35.388		34.269	203	28.191	5	210
13	1:46.619	38.844		37.688	200	30.087	5	194	30	1:37.630	35.150		34.295	203	28.185	5	213
14	1:43.177	37.189		36.478	201	29.510	5	193	31	1:37.223	35.216		34.037	204	27.970	5	213
15	1:45.462	39.030		36.387	203	30.045	5	212	32	1:36.695	34.863		33.934	203	27.898	5	213
16	1:42.068	37.304		35.667	203	29.097	5	200	33	1:36.630	34.777		33.833	204	28.020	5	213



ADAC TCR Germany

Sector List Test Session 1



Provisional

Motorsportarena Oschersleben, Length: 3667m

Air temperature: N/A°C

Track temperature: N/A°C

Weather condition: Dry

Monday, March 26, 2018 9:20:00

Lap	Time	SE1	SP1	SE2	SP2	SE3	SP3	TSP	Lap	Time	SE1	SP1	SE2	SP2	SE3	SP3	TSP
11	1:39.386	35.393		35.735	199	28.258	5	213	27	1:34.668	34.701		32.759	201	27.208	5	213
12	1:36.774	34.709	171	33.256	201	28.809	5	212	28	1:34.702	34.471	171	32.860	202	27.371	5	213
13	1:35.615	34.621		33.699	203	27.295	5	214	29	1:35.030	34.655	173	33.139	201	27.236	5	213
14	1:42.890	34.336	172	32.793	203	35.761	30	214	30	1:34.365	34.279		32.881	203	27.205	5	213
15	4:26.335	3:11.765		43.321	146	31.249	5		31	1:34.264	34.593		32.618	203	27.053	5	213
16	1:38.806	37.342	171	33.742	200	27.722	5	156	32	1:34.325	34.383		32.941	202	27.001	5	213

99 Sandberg, NLD

theoretical besttime: 1:36.791

1	2:57.328					2:57.328			19	1:41.807	37.751		35.020	198	29.036	5	211
2	3:26.817	1:58.719		50.586	126	37.512	4		20	1:39.595	36.107		34.617	201	28.871	5	211
3	2:00.806	45.164	145	41.980	168	33.662	5	139	21	1:40.210	36.626		34.412	200	29.172	5	201
4	2:34.837	40.941	158	39.394	171	1:14.502	25	174	22	1:58.590	35.757		34.809	200	48.024	29	208
5	5:59.508	4:47.757		40.173	192	31.578	5		23	5:28.649	4:19.802		38.332	149	30.515	5	
6	1:47.518	38.685		38.033	195	30.800	5	183	24	1:39.655	35.702		34.836	198	29.117	5	208
7	1:45.883	37.332		38.229	146	30.322	5	200	25	1:39.000	35.576		35.023	199	28.401	5	208
8	1:43.687	36.741		37.077	197	29.869	5	205	26	1:37.711	35.148		34.247	201	28.316	5	210
9	1:44.222	36.882		36.324	196	31.016	5	204	27	1:38.077	35.238		34.392	199	28.447	5	210
10	1:43.294	36.653		36.691	199	29.950	5	200	28	1:39.096	35.234		34.859	196	29.003	5	211
11	1:42.704	36.904	149	36.323	198	29.477	5	208	29	1:38.579	35.306	157	34.810	201	28.463	5	209
12	2:04.030	37.439		36.933	198	49.658	22	204	30	1:38.198	35.610		34.073	201	28.515	5	213
13	6:04.674	4:56.751	157	37.647	195	30.276	5		31	1:39.053	34.879		34.180	202	29.994	5	212
14	1:42.942	36.579		36.428	194	29.935	5	199	32	1:38.131	35.545		34.261	200	28.325	5	210
15	1:41.832	36.305		35.701	188	29.826	5	198	33	1:37.450	35.175		34.012	201	28.263	5	211
16	1:40.795	36.118		35.668	198	29.009	5	209	34	1:38.223	36.311		33.734	199	28.178	5	169
17	1:39.987	35.832		35.434	198	28.721	5	209	35	2:00.185	35.027		34.310	201	50.848	26	210
18	1:39.477	35.723		34.711	201	29.043	5	210									