



# Testday Tourenwagen

## Sector List Test Session 2



Provisional

Reg. Nr.:

Thursday, June 08, 2017 16:00:00

Red Bull Ring, Length: 4326m

Air temperature: 24.84°C

Track temperature: 29.73°C

Weather condition: Dry

Lap	Time	SE1	SP1	SE2	SP2	SE3	SP3	TSP	Lap	Time	SE1	SP1	SE2	SP2	SE3	SP3	TSP
<b>1 Files, GBR</b>									<b>theoretical besttime: 1:37.936</b>								
1	15:26.244					15:26.244			6	1:38.887	24.742	213	43.448	145	30.697	190	
2	2:21.802	56.527	182	51.457	143	33.818	187		7	1:38.242	24.694	211	43.193	158	30.355	188	
3	1:38.256	24.984	213	<b>43.036</b>	153	<b>30.236</b>	187		8	1:38.223	24.754	215	43.157	152	30.312	186	
4	<b>1:38.151</b>	24.792	213	43.116	155	30.243	188		9	1:38.332	24.860	213	43.158	152	30.314	187	
5	1:38.193	<b>24.664</b>	213	43.073	147	30.456	189		10	1:51.287	24.926	216	43.767	141	42.594		

<b>2 Morgan, GBR</b>									<b>theoretical besttime: 1:38.475</b>								
1	23:00.785					23:00.785			10	1:51.221	24.970	214	43.978	135	42.273		
2	2:28.285	49.082	181	51.277	126	47.926			11	6:15.625	4:59.035	198	45.122	132	31.468	153	
3	4:56.400	3:35.180	197	48.582	125	32.638	179		12	1:46.114	28.065	194	47.344	140	30.705	185	
4	1:40.945	25.583	210	44.845	141	30.517	186		13	1:38.816	25.073	211	43.664	147	30.079	186	
5	1:40.267	25.017	210	44.203	138	31.047	183		14	<b>1:38.611</b>	24.986	212	<b>43.566</b>	<b>147</b>	<b>30.059</b>	<b>187</b>	
6	1:39.546	25.086	212	44.111	147	30.349	<b>187</b>		15	1:38.908	<b>24.850</b>	<b>213</b>	43.706	152	30.352	184	
7	1:39.308	25.017	213	43.669	145	30.622	187		16	1:38.987	24.977	212	43.799	149	30.211	186	
8	1:39.495	25.051	213	43.637	145	30.807	186		17	2:05.353	28.808	142	51.101	102	45.444		
9	1:47.716	25.051	213	48.394	144	34.271	186										

<b>3 Rdest, POL</b>									<b>theoretical besttime: 1:38.298</b>								
1	7:08.275					7:08.275			10	2:02.036	28.083	160	46.956	121	46.997		
2	2:28.628	1:04.178	97	52.073	133	32.377	180		11	3:55.534	2:30.453	151	53.044	132	32.037	183	
3	1:41.922	25.898	209	44.957	140	31.067	184		12	1:41.414	25.763	209	44.846	136	30.805	185	
4	1:41.234	25.476	209	44.745	143	31.013	186		13	2:12.740	24.999	213	1:07.324	19	40.417	187	
5	1:40.691	25.246	209	44.689	141	30.756	185		14	1:38.829	24.890	213	43.632	145	30.307	186	
6	1:40.527	25.262	211	44.474	144	30.791	184		15	1:41.948	24.907	214	46.690	133	30.351	187	
7	1:40.441	25.264	210	44.427	139	30.750	185		16	<b>1:38.298</b>	<b>24.661</b>	<b>214</b>	<b>43.456</b>	<b>146</b>	<b>30.181</b>	<b>185</b>	
8	1:40.864	25.100	211	44.585	139	31.179	184		17	1:38.929	24.727	213	43.770	147	30.432	184	
9	1:42.748	25.580	205	45.967	140	31.201	184		18	2:01.077	25.052	212	43.633	142	52.392		

<b>7 Halder, DEU</b>									<b>theoretical besttime: 1:41.475</b>								
1	17:10.823					17:10.823			5	1:44.564	28.449	188	<b>45.306</b>	<b>147</b>	<b>30.809</b>	<b>178</b>	
2	2:30.313	53.836	148	1:00.392	104	36.085	<b>181</b>		6	<b>1:44.274</b>	<b>25.360</b>	<b>213</b>	45.496	145	33.418	180	
3	1:59.311	26.939	148	52.149	139	40.223			7	1:54.086	26.495	191	48.076	141	39.515		
4	25:18.129	23:55.715	177	50.869	140	31.545	166										

<b>8 Engstler, DEU</b>									<b>theoretical besttime: 1:38.075</b>								
1	9:12.410					9:12.410			13	1:38.599	24.849	210	43.625	150	30.125	186	
2	2:09.682	51.370	146	47.168	137	31.144	183		14	<b>1:38.334</b>	24.791	211	<b>43.264</b>	<b>151</b>	30.279	184	
3	1:41.376	25.624	208	45.128	144	30.624	185		15	1:41.507	25.691	210	45.741	136	<b>30.075</b>	<b>186</b>	
4	1:46.408	25.440	183	50.553	139	30.415	185		16	1:39.177	24.801	213	43.335	153	31.041	188	
5	1:39.821	25.196	208	44.100	136	30.525	186		17	1:38.555	24.872	213	43.449	144	30.234	187	
6	1:38.818	24.985	210	43.513	151	30.320	186		18	1:45.187	24.993	213	43.661	150	36.533		
7	1:39.090	24.878	211	43.938	148	30.274	186		19	5:34.301	4:20.071	205	43.978	145	30.252	186	
8	1:38.981	25.030	210	43.521	144	30.430	185		20	1:39.072	25.387	210	43.508	146	30.177	187	
9	1:39.181	25.180	210	43.725	149	30.276	187		21	1:38.674	24.903	210	43.572	150	30.199	185	
10	1:48.904	<b>24.736</b>	211	46.647	137	37.521			22	2:21.954	28.967	112	1:04.412	97	48.575		
11	5:53.299	4:31.750	172	50.341	136	31.208	183		23								
12	1:40.190	25.846	209	44.145	145	30.199	186										

<b>9 Goede, DEU</b>									<b>theoretical besttime: 1:40.280</b>								
1	7:28.595					7:28.595			10	1:43.805	25.556	207	46.869	125	31.380	183	
2	2:29.917	59.331	148	55.984	105	34.602	177		11	1:40.844	25.670	208	44.612	140	<b>30.562</b>	<b>184</b>	
3	2:00.662	28.175	194	49.694	111	42.793			12	1:41.480	25.533	207	45.077	140	30.870	183	
4	3:18.175					55.671			13	1:41.190	<b>25.486</b>	<b>210</b>	44.976	141	30.728	184	
5	20:01.662	18:39.252	192	49.344	119	33.066	180		14	1:41.167	25.572	208	44.361	139	31.234	180	
6	1:46.396	27.089	196	47.018	124	32.289	183		15	1:53.318	25.686	208	44.825	130	42.807		
7	1:43.445	26.173	207	45.625	130	31.647	183		16	3:38.917	2:20.006	201	45.583	120	33.328	183	
8	1:42.655	25.896	207	45.432	136	31.327	183		17	<b>1:40.684</b>	25.568	209	44.325	144	30.791	184	
9	1:40.689	25.536	209	<b>44.232</b>	134	30.921	183										



# Testday Tourenwagen

## Sector List Test Session 2



Provisional

Reg. Nr.:

Thursday, June 08, 2017 16:00:00

Red Bull Ring, Length: 4326m

Air temperature: 24.84°C

Track temperature: 29.73°C

Weather condition: Dry

Lap	Time	SE1	SP1	SE2	SP2	SE3	SP3	TSP	Lap	Time	SE1	SP1	SE2	SP2	SE3	SP3	TSP
<b>10 Buri, FIN</b>									<b>theoretical besttime: 1:38.460</b>								
1	20:53.592					20:53.592			9	1:48.257	25.049	214	43.524	150	39.684		
2	2:04.068	46.097	207	46.599	139	31.372	186		10	9:15.838	7:54.337	115	50.914	147	30.587	187	
3	1:40.116	25.602	212	44.094	144	30.420	<b>188</b>		11	1:39.304	25.243	212	43.533	144	30.528	185	
4	1:39.911	25.101	213	43.602	147	31.208	184		12	1:39.472	25.017	214	44.047	149	30.408	185	
5	1:39.492	25.198	211	43.745	145	30.549	185		13	<b>1:38.748</b>	25.036	213	<b>43.298</b>	<b>149</b>	30.414	186	
6	1:39.230	25.242	213	43.658	146	<b>30.330</b>	186		14	1:39.313	<b>24.832</b>	<b>214</b>	43.430	149	31.051	187	
7	1:39.019	25.078	<b>214</b>	43.533	146	30.408	186		15	1:50.545	25.158	214	45.696	139	39.691		
8	1:39.060	25.191	213	43.428	<b>151</b>	30.441	186		16								

Lap	Time	SE1	SP1	SE2	SP2	SE3	SP3	TSP	Lap	Time	SE1	SP1	SE2	SP2	SE3	SP3	TSP
<b>12 Larsson, SWE</b>									<b>theoretical besttime: 1:38.510</b>								
1	2:31.644					2:31.644			14	1:53.677	25.803	177	46.908	125	40.966		
2	2:17.452	53.315	165	51.445	123	32.692	184		15	9:12.856	7:41.285	187	49.677	125	41.894		
3	1:42.060	26.141	203	44.791	144	31.128	183		16	3:34.079							
4	1:40.786	25.402	211	44.633	144	30.751	184		17	2:00.346	45.044	185	44.684	140	30.618	186	
5	1:40.588	25.329	211	44.802	144	30.457	<b>187</b>		18	1:50.375	25.247	211	44.857	134	40.271		
6	1:41.748	25.560	209	45.494	146	30.694	185		19	3:29.766							
7	1:52.900	25.071	211	44.202	132	43.627			20	1:57.857	42.453	196	44.626	137	30.778	185	
8	4:12.259	2:36.226	125	57.526	115	38.507	152		21	1:40.303	25.152	211	44.587	145	30.564	186	
9	1:52.109	29.859	180	51.398	140	30.852	187		22	1:39.530	24.946	212	43.948	144	30.636	185	
10	1:39.882	25.121	211	44.476	145	30.285	186		23	1:38.986	24.856	213	43.761	148	30.369	185	
11	<b>1:38.909</b>	<b>24.565</b>	213	44.097	147	<b>30.247</b>	187		24	1:50.885	24.873	212	44.697	136	41.315		
12	1:39.491	24.784	<b>214</b>	<b>43.698</b>	142	31.009	186		25								
13	1:39.844	24.989	214	44.206	<b>149</b>	30.649	187										

Lap	Time	SE1	SP1	SE2	SP2	SE3	SP3	TSP	Lap	Time	SE1	SP1	SE2	SP2	SE3	SP3	TSP
<b>13 Jordan, DEU</b>									<b>theoretical besttime: 1:39.454</b>								
1	12:49.281					12:49.281			9	1:40.018	<b>25.084</b>	<b>212</b>	44.464	139	30.470	185	
2	2:22.272	1:01.556	168	48.742	133	31.974	183		10	1:50.688	25.130	211	44.206	145	41.352		
3	1:41.096	25.502	209	44.772	141	30.822	184		11	7:26.224	6:10.792	205	44.612	140	30.820	184	
4	1:52.478	25.236	210	44.136	142	43.106			12	1:40.075	25.249	212	44.223	145	30.603	184	
5	15:43.418	14:20.936	190	48.697	135	33.785	172		13	1:40.536	25.304	210	44.499	144	30.733	185	
6	1:41.001	25.977	209	44.420	141	30.604	185		14	1:55.236	25.488	208	47.553	139	42.195		
7	1:40.595	25.402	209	44.558	144	30.635	183		15								
8	<b>1:39.556</b>	25.186	210	<b>44.002</b>	<b>145</b>	<b>30.368</b>	<b>186</b>										

Lap	Time	SE1	SP1	SE2	SP2	SE3	SP3	TSP	Lap	Time	SE1	SP1	SE2	SP2	SE3	SP3	TSP
<b>14 Langeveld, NLD</b>									<b>theoretical besttime: 1:38.308</b>								
1	15:23.622					15:23.622			11	9:06.469	7:50.799	205	45.164	138	30.506	184	
2	2:16.040	54.995	149	49.281	128	31.764	186		12	1:39.438	25.172	211	43.837	146	30.429	185	
3	1:42.159	25.456	208	44.984	141	31.719	<b>187</b>		13	1:38.790	24.858	213	43.627	147	30.305	186	
4	1:38.748	25.165	212	<b>43.255</b>	147	30.328	186		14	1:47.836	24.956	213	43.472	150	39.408		
5	1:38.894	25.007	211	43.616	143	<b>30.271</b>	186		15	3:24.330	1:58.362	205	46.692	133	39.276		
6	1:39.105	24.927	212	43.641	147	30.537	187		16	2:36.434	1:18.315	206	46.917	136	31.202	186	
7	1:39.375	25.281	211	43.756	147	30.338	186		17	1:39.396	25.163	211	43.731	145	30.502	186	
8	<b>1:38.660</b>	24.869	213	43.513	146	30.278	186		18	1:39.295	25.056	211	43.613	149	30.626	187	
9	1:40.276	25.003	211	43.794	145	31.479	187		19	1:38.772	24.885	213	43.534	148	30.353	186	
10	1:48.647	24.854	<b>215</b>	43.771	139	40.022			20	1:38.993	<b>24.782</b>	<b>214</b>	43.815	145	30.396	185	

Lap	Time	SE1	SP1	SE2	SP2	SE3	SP3	TSP	Lap	Time	SE1	SP1	SE2	SP2	SE3	SP3	TSP
<b>17 Preisig, CHE</b>									<b>theoretical besttime: 1:38.066</b>								
1	7:56.775					7:56.775			8	1:38.929	<b>24.746</b>	<b>217</b>	43.606	144	30.577	186	
2	3:09.696	1:15.095	84	1:07.911	100	46.690	132		9	1:39.004	24.973	217	43.710	144	30.321	190	
3	2:14.031	34.513	154	1:02.645	90	36.873	186		10	1:40.137	24.864	217	43.394	141	31.879	189	
4	1:41.169	26.568	209	44.085	138	30.516	<b>191</b>		11	1:38.552	25.232	215	<b>43.157</b>	<b>147</b>	<b>30.163</b>	<b>190</b>	
5	1:39.851	24.996	214	43.604	142	31.251	185		12	1:38.565	24.855	216	43.319	144	30.391	189	
6	1:39.455	25.402	214	43.541	142	30.512	191		13	<b>1:38.370</b>	24.832	217	43.306	144	30.232	190	
7	1:38.589	24.781	216	43.538	<b>147</b>	30.270	191		14	2:08.064	28.925	123	54.244	114	44.895		



# Testday Tourenwagen

## Sector List Test Session 2



Provisional

Reg. Nr.:

Thursday, June 08, 2017 16:00:00

Red Bull Ring, Length: 4326m

Air temperature: 24.84°C

Track temperature: 29.73°C

Weather condition: Dry

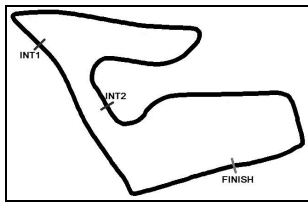
Lap	Time	SE1	SP1	SE2	SP2	SE3	SP3	TSP	Lap	Time	SE1	SP1	SE2	SP2	SE3	SP3	TSP
<b>18</b>	van der Linde, ZAF									<b>theoretical besttime: 1:38.340</b>							
1	10:45.934					10:45.934			10	1:48.853	25.966	205	49.190	139	33.697	188	
2	2:37.505	1:00.506	151	55.352	125	41.647			11	1:38.768	24.862	215	43.493	150	30.413	187	
3	7:08.807	5:43.411	154	51.083	134	34.313	175		12	1:45.457	24.992	216	43.564	151	36.901		
4	1:55.482	27.297	187	49.838	133	38.347			13	6:36.553	5:17.479	158	48.739	149	30.335	187	
5	5:43.649	4:27.184	203	45.868	147	30.597	186		14	1:38.826	24.893	215	43.480	148	30.453	187	
6	1:38.643	24.933	214	43.484	<b>151</b>	30.226	187		15	1:40.570	24.935	214	43.717	145	31.918	188	
7	1:39.139	24.834	214	44.142	150	<b>30.163</b>	<b>188</b>		16	1:45.570	25.018	214	43.627	148	36.925		
8	1:42.115	25.228	215	43.944	147	32.943	186		17	3:57.601	2:24.157	156	48.788	124	44.656	187	
9	1:38.596	<b>24.831</b>	215	43.471	147	30.294	186		18	<b>1:38.486</b>	24.880	214	<b>43.346</b>	<b>150</b>	30.260	186	

Lap	Time	SE1	SP1	SE2	SP2	SE3	SP3	TSP	Lap	Time	SE1	SP1	SE2	SP2	SE3	SP3	TSP
<b>19</b>	Hofer, AUT									<b>theoretical besttime: 1:38.993</b>							
1	7:23.875					7:23.875			12	10:08.615	8:52.973	209	45.078	146	30.564	185	
2	2:39.277	1:02.420	136	58.789	114	38.068	150		13	1:39.323	25.014	215	43.724	151	30.585	187	
3	2:02.884	31.353	175	47.412	129	44.119			14	1:40.327	25.119	214	44.669	148	30.539	185	
4	3:20.856	2:04.421	201	45.650	133	30.785	188		15	1:40.120	25.054	215	44.551	149	30.515	187	
5	1:39.555	25.283	213	43.739	149	30.533	186		16	1:39.344	24.977	215	43.936	149	30.431	186	
6	1:39.708	25.171	213	43.755	146	30.782	186		17	1:39.347	25.006	216	43.847	146	30.494	186	
7	1:39.316	<b>24.977</b>	214	43.797	149	30.542	186		18	1:39.417	24.994	216	43.957	148	30.466	187	
8	<b>1:39.101</b>	24.983	213	43.705	150	<b>30.413</b>	<b>189</b>		19	1:39.595	25.077	216	44.090	146	30.428	187	
9	1:40.709	25.351	214	44.405	<b>152</b>	30.953	187		20	1:49.473	25.087	215	44.700	145	39.686		
10	1:39.369	25.010	214	<b>43.603</b>	149	30.756	188		21								
11	1:47.702	25.041	215	43.841	147	38.820											

Lap	Time	SE1	SP1	SE2	SP2	SE3	SP3	TSP	Lap	Time	SE1	SP1	SE2	SP2	SE3	SP3	TSP
<b>20</b>	Kankkunen, FIN									<b>theoretical besttime: 1:38.939</b>							
1	29:24.181					29:24.181			9	1:53.462	24.976	217	43.822	144	44.664		
2	2:25.676	59.079	161	53.480	110	33.117	183		10	5:17.487	4:01.567	206	45.073	137	30.847	184	
3	1:42.654	26.153	211	45.341	140	31.160	183		11	1:41.893	25.308	211	45.160	131	31.425	184	
4	1:46.544	27.513	190	46.171	117	32.860	<b>185</b>		12	1:39.656	25.235	213	43.766	148	30.655	184	
5	1:41.871	26.522	211	44.656	141	30.693	184		13	1:41.583	25.188	214	43.988	142	32.407	184	
6	1:40.368	25.260	211	44.336	145	30.772	183		14	1:40.118	<b>24.934</b>	<b>214</b>	44.457	141	30.727	183	
7	1:39.399	25.198	213	43.812	<b>148</b>	<b>30.389</b>	184		15	1:53.964	25.042	214	44.459	145	44.463		
8	<b>1:39.337</b>	25.223	212	<b>43.616</b>	148	30.498	184										

Lap	Time	SE1	SP1	SE2	SP2	SE3	SP3	TSP	Lap	Time	SE1	SP1	SE2	SP2	SE3	SP3	TSP
<b>22</b>	Proczyk, AUT									<b>theoretical besttime: 1:38.220</b>							
1	14:45.819					14:45.819			11	1:41.180	25.459	210	44.920	145	30.801	186	
2	2:14.615	52.641	173	49.277	130	32.697	181		12	1:39.029	25.013	213	43.360	154	30.656	185	
3	1:42.753	26.010	200	45.501	142	31.242	184		13	<b>1:38.409</b>	24.821	215	<b>43.288</b>	<b>150</b>	<b>30.300</b>	<b>186</b>	
4	1:51.372	25.602	205	45.552	148	40.218			14	1:49.946	25.279	210	44.095	149	40.572		
5	4:38.984	3:20.699	178	46.840	136	31.445	186		15	4:29.932	3:05.174	191	45.097	142	39.661		
6	1:39.185	25.082	213	43.600	145	30.503	185		16	2:33.581	1:15.210	200	47.620	142	30.751	186	
7	1:40.109	24.898	214	43.513	150	31.698	186		17	1:38.808	25.054	211	43.454	152	30.300	186	
8	1:38.727	<b>24.632</b>	<b>216</b>	43.458	148	30.637	<b>187</b>		18	1:38.517	24.764	212	43.346	153	30.407	185	
9	1:47.713	25.518	212	43.410	145	38.785			19	1:52.159	24.927	212	45.872	138	41.360		
10	4:33.933	3:17.228	202	44.200	151	32.505	183		20								

Lap	Time	SE1	SP1	SE2	SP2	SE3	SP3	TSP	Lap	Time	SE1	SP1	SE2	SP2	SE3	SP3	TSP
<b>27</b>	Rodrigues, PRT									<b>theoretical besttime: 1:39.352</b>							
1	10:57.426					10:57.426			11	1:51.893	25.278	214	44.554	151	42.061		
2	2:21.297	50.020	151	54.758	116	36.519	160		12	3:33.654	2:11.538	201	51.225	139	30.891	188	
3	1:48.811	29.607	189	47.048	132	32.156	186		13	1:41.103	25.500	211	44.290	147	31.313	187	
4	1:41.001	25.629	208	44.472	148	30.900	187		14	1:41.360	25.322	204	45.146	145	30.892	187	
5	1:41.395	25.232	211	44.884	138	31.279	187		15	1:40.128	25.290	213	43.921	148	30.917	188	
6	1:40.119	25.206	211	44.103	143	30.810	187		16	1:40.420	25.565	211	43.984	149	30.871	186	
7	1:39.692	<b>25.161</b>	213	43.770	148	30.761	187		17	1:39.922	25.381	212	43.856	144	30.685	188	
8	1:39.719	25.194	212	<b>43.699</b>	148	30.826	186		18	1:39.989	25.394	213	44.000	154	30.595	188	
9	1:39.732	25.270	213	43.738	<b>156</b>	30.724	188		19	1:57.360	30.100	187	45.565	141	41.695		
10	<b>1:39.452</b>	25.192	212	43.768	150	<b>30.492</b>	187										



# Testday Tourenwagen



## Sector List Test Session 2

Provisional

Reg. Nr.:

Thursday, June 08, 2017 16:00:00

Red Bull Ring, Length: 4326m

Air temperature: 24.84°C

Track temperature: 29.73°C

Weather condition: Dry

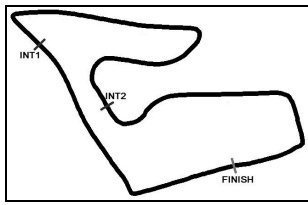
Lap	Time	SE1	SP1	SE2	SP2	SE3	SP3	TSP	Lap	Time	SE1	SP1	SE2	SP2	SE3	SP3	TSP
<b>28</b>	<b>Eberle, CHE</b>								<b>theoretical besttime: 1:38.619</b>								
1	9:09.777							9:09.777	11	1:39.685	25.313	214	43.688	156	30.684	185	
2	3:09.144	1:27.203	144	55.710	118	46.231			12	1:39.833	25.169	213	43.993	156	30.671	185	
3	3:51.291	2:21.120	136	57.607	121	32.564	183		13	1:39.715	25.208	213	43.842	150	30.665	183	
4	1:39.110	25.279	209	43.645	143	<b>30.186</b>	<b>186</b>		14	1:39.676	25.029	213	43.888	155	30.759	184	
5	1:39.442	25.053	211	44.146	149	30.243	184		15	2:03.153	28.165	146	51.640	138	43.348		
6	<b>1:38.934</b>	25.056	211	<b>43.418</b>	150	30.460	185		16	2:28.371	56.273	181	49.993	133	42.105		
7	1:39.148	<b>25.015</b>	212	43.613	147	30.520	184		17	2:38.162	1:13.613	151	45.352	145	39.197		
8	1:39.652	25.172	211	43.869	153	30.611	184		18	2:20.838	58.232	203	44.364	143	38.242		
9	1:47.452	25.144	213	44.285	148	38.023			19	2:27.482	1:02.547	163	44.773	142	40.162		
10	4:00.018	2:45.077	185	44.247	147	30.694	184		20								

<b>35</b>	<b>Rhyn, CHE</b>								<b>theoretical besttime: 1:39.431</b>							
1	1:36.740					1:36.740			15	4:08.304	2:48.524	169	48.131	139	31.649	184
2	2:24.563	1:02.776	174	48.869	122	32.918	181		16	1:40.474	25.462	213	44.284	145	30.728	186
3	1:42.429	26.074	191	45.339	137	31.016	184		17	1:41.906	25.985	210	44.486	141	31.435	183
4	1:40.702	25.559	211	44.529	137	30.614	186		18	1:41.146	25.500	197	45.052	140	30.594	185
5	1:39.866	25.234	211	44.149	146	30.483	185		19	1:40.331	<b>25.057</b>	<b>214</b>	44.579	142	30.695	186
6	1:41.877	25.295	211	45.402	145	31.180	184		20	1:39.864	25.079	213	44.174	145	30.611	185
7	1:40.216	25.387	210	44.159	144	30.670	185		21	1:51.031	25.107	212	47.612	131	38.312	
8	1:39.777	25.403	209	<b>43.928</b>	145	<b>30.446</b>	185		22	7:14.527						
9	<b>1:39.611</b>	25.197	210	43.968	147	30.446	186		23	2:04.532	44.400	181	47.317	130	32.815	185
10	1:41.000	25.187	210	45.203	144	30.610	186		24	1:41.383	25.496	211	45.174	144	30.713	186
11	1:40.160	25.125	210	44.268	<b>150</b>	30.767	185		25	1:40.502	25.384	211	44.436	142	30.682	185
12	1:40.130	25.214	211	44.251	142	30.665	<b>187</b>		26	1:52.063	25.332	211	46.061	139	40.670	
13	1:43.199	25.278	211	44.344	134	33.577	181		27	2:36.504	1:19.250	163	46.372	139	30.882	185
14	1:52.325	26.099	173	47.631	114	38.595			28	1:40.250	25.267	212	44.213	142	30.770	184

<b>36</b>	<b>Calcum, DEU</b>								<b>theoretical besttime: 1:37.259</b>							
1	3:20.572					3:20.572			13	1:38.807	24.867	219	43.532	153	30.408	191
2	2:20.501	1:04.455	199	44.938	142	31.108	185		14	1:38.291	<b>24.399</b>	<b>221</b>	42.902	146	30.990	189
3	1:39.675	25.163	215	43.852	149	30.660	189		15	1:38.068	24.533	221	43.314	150	30.221	189
4	1:38.832	24.918	216	43.278	155	30.636	189		16	2:00.855	27.849	162	47.939	143	45.067	
5	1:38.800	24.868	217	43.564	152	30.368	190		17	6:06.107	4:51.180	215	44.239	150	30.688	189
6	1:38.629	24.916	216	43.338	155	30.375	190		18	1:37.811	24.693	219	42.942	147	30.176	191
7	1:48.482	26.125	190	45.639	150	36.718			19	<b>1:37.391</b>	24.531	217	<b>42.766</b>	<b>151</b>	<b>30.094</b>	<b>191</b>
8	3:35.487	2:18.662	184	46.206	145	30.619	<b>191</b>		20	1:38.009	24.452	218	43.074	157	30.483	190
9	1:38.394	24.718	220	43.321	150	30.355	189		21	1:57.669	27.232	144	53.458	130	36.979	151
10	1:44.496	24.889	217	43.483	152	36.124			22	2:06.311	32.563	152	53.499	133	40.249	
11	2:55.857				53	1:04.730			23							
12	5:40.109	4:24.268	192	45.056	141	30.785	189									

<b>38</b>	<b>Wolfe, USA</b>								<b>theoretical besttime: 1:38.626</b>							
1	7:26.861					7:26.861			13	1:39.512	25.440	211	43.531	146	30.541	185
2	2:25.088	59.834	143	53.322	133	31.932	179		14	1:38.806	<b>24.947</b>	<b>212</b>	43.494	152	30.365	184
3	1:44.282	28.099	152	45.193	136	30.990	184		15	1:42.257	25.183	211	45.843	138	31.231	184
4	1:42.390	25.463	207	45.433	143	31.494	180		16	1:48.838	25.236	212	43.393	149	40.209	
5	1:39.871	25.346	207	43.805	143	30.720	184		17	4:12.979	2:58.341	208	43.944	144	30.694	184
6	1:39.649	25.188	209	43.881	147	30.580	185		18	1:41.130	25.165	209	45.630	147	<b>30.335</b>	<b>186</b>
7	1:40.457	25.205	208	44.454	145	30.798	184		19	1:38.895	24.998	214	43.546	145	30.351	185
8	1:39.268	25.137	211	43.606	150	30.525	184		20	1:39.115	25.091	214	43.561	146	30.463	184
9	1:50.198	25.151	211	45.253	140	39.794			21	1:49.974	25.015	214	44.324	143	40.635	
10	3:49.616	2:32.502	180	46.690	143	30.424	184		22	6:55.480	5:41.083	206	43.964	140	30.433	184
11	1:48.262	25.789	200	44.222	149	38.251			23	<b>1:38.754</b>	25.056	211	<b>43.344</b>	<b>147</b>	30.354	186
12	3:59.185	2:36.290	156	49.824	136	33.071	183									

<b>39</b>	<b>Thoma, CHE</b>								<b>theoretical besttime: 1:37.999</b>							
1	7:30.458					7:30.458			8	1:46.322	<b>24.880</b>	<b>210</b>	43.685	153	37.757	
2	3:53.298	2:37.093	181	45.387	137	30.818	185		9	5:01.355	3:47.517	206	43.638	150	30.200	185
3	1:47.607	25.269	207	45.616	142	36.722			10	1:38.785	24.934	211	43.432	149	30.419	183
4	4:35.044	3:18.920	194	45.749	140	30.375	185		11	1:38.650	25.111	211	43.374	152	30.165	185
5	1:38.616	25.188	209	43.433	149	<b>29.995</b>	<b>186</b>		12	1:45.126	25.068	210	43.643	144	36.415	



# Testday Tourenwagen

## Sector List Test Session 2



Provisional

Reg. Nr.:

Thursday, June 08, 2017 16:00:00

Red Bull Ring, Length: 4326m

Air temperature: 24.84°C

Track temperature: 29.73°C

Weather condition: Dry

Lap	Time	SE1	SP1	SE2	SP2	SE3	SP3	TSP	Lap	Time	SE1	SP1	SE2	SP2	SE3	SP3	TSP
6	1:38.220	25.060	209	43.124	150	30.036	185		13								
7	1:38.827	24.943	211	43.420	149	30.464	185										

### 41 Kirsch, DEU

**theoretical besttime: 1:37.565**

1	18:03.771				18:03.771				10	1:38.574	24.656	217	43.336	145	30.582	186	
2	2:35.464	1:03.922	143	54.009	109	37.533	189		11	1:39.058	24.594	218	43.808	151	30.656	187	
3	1:43.021	24.677	214	47.803	131	30.541	189		12	1:58.216	24.578	219	49.798	145	43.840		
4	1:38.039	24.709	212	43.168	140	30.162	189		13	8:17.676	7:02.321	203	45.156	141	30.199	189	
5	1:38.109	24.732	213	43.038	151	30.339	188		14	1:37.777	24.647	214	42.947	142	30.183	187	
6	1:38.684	24.678	215	43.732	150	30.274	188		15	1:37.686	24.699	216	42.857	147	30.130	189	
7	1:37.929	24.596	215	43.046	146	30.287	188		16	1:39.674	24.721	215	44.617	147	30.336	189	
8	1:56.204	24.696	216	48.422	127	43.086			17	1:37.883	24.653	216	43.003	152	30.227	189	
9	6:32.820	5:18.340	211	44.000	134	30.480	188										

### 42 Niederscheider, AUT

**theoretical besttime: 1:39.019**

1	12:08.236				12:08.236				8	2:09.886	29.114	162	55.445	117	45.327		
2	2:29.213	55.294	144	55.555	104	38.364	182		9	24:14.645	22:48.529	187	50.918	128	35.198	177	
3	1:55.825	26.727	205	53.673	112	35.425	184		10	1:41.522	26.235	207	44.630	138	30.657	185	
4	2:00.332	26.548	164	57.320	115	36.464	175		11	1:39.634	25.405	210	43.464	145	30.765	186	
5	1:50.001	27.319	180	49.887	116	32.795	186		12	1:39.397	25.219	210	43.732	144	30.446	187	
6	1:40.584	25.623	209	44.413	137	30.548	187		13	1:39.460	25.165	211	43.644	147	30.651	185	
7	1:42.181	25.498	211	45.617	138	31.066	179		14	1:39.117	25.109	210	43.469	147	30.539	187	

### 44 Kaibach, DEU

**theoretical besttime: 1:38.559**

1	20:56.175				20:56.175				9	4:27.043	3:09.780	183	46.520	138	30.743	185	
2	2:32.844	53.012	98	1:01.041	106	38.791	142		10	1:38.853	24.953	210	43.463	156	30.437	185	
3	2:08.968	32.981	123	58.172	114	37.815	137		11	1:46.744	25.541	203	50.399	134	30.804	186	
4	2:15.808	32.868	139	58.520	121	44.420			12	1:38.872	25.124	212	43.335	156	30.413	185	
5	5:44.169	4:10.673	127	54.573	125	38.923	182		13	1:57.158	25.175	211	49.886	67	42.097		
6	1:45.427	25.466	211	48.611	137	31.350	184		14	3:27.177	2:12.146	205	44.258	148	30.773	183	
7	1:55.449	25.247	182	54.462	121	35.740	184		15	1:39.221	25.286	211	43.456	157	30.479	185	
8	1:49.559	25.190	211	43.669	156	40.700			16	1:38.679	24.841	213	43.455	152	30.383	185	

### 54 Reicher, AUT

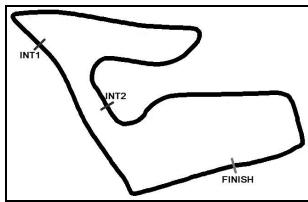
**theoretical besttime: 1:38.281**

1	13:36.002				13:36.002				12	1:38.888	24.750	217	43.896	150	30.242	186	
2	2:20.364	58.880	133	50.188	138	31.296	186		13	1:39.657	24.988	216	43.949	150	30.720	186	
3	1:40.282	25.019	212	44.526	147	30.737	186		14	1:39.521	25.097	215	43.792	137	30.632	186	
4	1:39.249	24.837	213	43.920	152	30.492	186		15	1:39.288	24.912	217	43.497	152	30.879	181	
5	1:39.345	25.050	212	43.881	154	30.414	186		16	1:45.332	25.293	215	43.576	145	36.463		
6	1:39.457	24.886	214	43.963	152	30.608	186		17	4:50.844	3:33.671	169	46.272	149	30.901	183	
7	1:39.384	24.842	215	43.965	153	30.577	186		18	1:38.955	25.137	214	43.638	152	30.180	187	
8	1:39.356	24.985	215	43.832	152	30.539	184		19	1:38.281	24.679	218	43.451	152	30.151	187	
9	1:45.464	25.151	211	44.024	152	36.289			20	1:38.502	24.700	217	43.530	156	30.272	187	
10	3:54.699	2:36.944	179	46.707	141	31.048	186		21	1:42.649	24.891	211	43.501	152	34.257		
11	1:39.737	25.679	213	43.652	145	30.406	186		22	4:43.922	3:25.941	206	45.140	131	32.841	184	

### 64 Markert, DEU

**theoretical besttime: 1:40.061**

1	7:10.850				7:10.850				13	1:42.448	25.742	200	45.616	147	31.090	180	
2	2:17.889	58.024	170	47.481	140	32.384	176		14	1:49.561	25.285	213	45.651	142	38.625		
3	1:42.013	26.357	212	44.732	146	30.924	183		15	5:34.849	4:18.983	209	44.997	138	30.869	185	
4	1:42.184	26.462	208	44.822	147	30.900	184		16	1:40.680	25.174	213	44.482	139	31.024	184	
5	1:40.592	25.197	210	44.393	146	31.002	184		17	1:40.695	25.404	213	44.313	150	30.978	185	
6	1:48.902	25.408	210	44.653	146	38.841			18	1:40.151	24.987	215	44.205	148	30.959	186	
7	4:39.348	3:22.061	201	46.199	136	31.088	183		19	1:41.191	25.170	214	44.738	145	31.283	186	
8	1:41.724	25.146	213	44.588	137	31.990	185		20	1:41.164	25.102	215	44.814	141	31.248	183	
9	1:41.485	25.029	214	44.918	148	31.538	183		21	1:40.146	25.050	216	44.221	147	30.875	186	
10	1:40.826	25.340	213	44.532	148	30.954	186		22	1:52.382	25.558	203	45.205	149	41.619		
11	1:43.222	26.044	211	44.679	149	32.499	179		23								
12	1:48.705	27.509	198	48.071	128	33.125	185										



# Testday Tourenwagen

## Sector List Test Session 2



Provisional

Reg. Nr.:

Thursday, June 08, 2017 16:00:00

Red Bull Ring, Length: 4326m

Air temperature: 24.84°C

Track temperature: 29.73°C

Weather condition: Dry

Lap	Time	SE1	SP1	SE2	SP2	SE3	SP3	TSP	Lap	Time	SE1	SP1	SE2	SP2	SE3	SP3	TSP
<b>66</b>	<b>Jost, CHE</b>								<b>theoretical besttime: 1:38.635</b>								
1	1:29.869					1:29.869			9	1:45.511	25.115	211	44.307	137	36.089		
2	2:24.092	1:04.222	200	47.866	114	32.004	181		10	12:07.919	10:51.058	206	44.700	131	32.161	186	
3	1:41.278	25.929	209	44.873	134	30.476	186		11	1:39.393	25.010	211	43.992	139	30.391	186	
4	1:39.436	25.098	211	44.066	135	30.272	186		12	1:40.134	25.269	212	44.430	127	30.435	184	
5	<b>1:38.896</b>	25.004	211	43.655	140	30.237	186		13	1:39.392	25.041	213	44.009	144	30.342	186	
6	1:38.900	25.114	210	<b>43.623</b>	138	<b>30.163</b>	<b>187</b>		14	1:39.521	24.980	213	44.090	139	30.451	185	
7	1:39.536	<b>24.849</b>	210	44.441	138	30.246	187		15	1:58.877	26.287	166	52.658	134	39.932		
8	1:38.992	24.874	211	43.628	141	30.490	187		16								

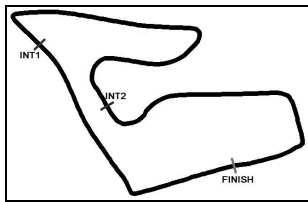
<b>78</b>	<b>Danz, CHE</b>								<b>theoretical besttime: 1:38.731</b>								
1	17:48.900					17:48.900			9	1:50.792	26.769	205	43.842	144	40.181		
2	2:15.660	51.099	126	51.649	130	32.912	180		10	5:05.290	3:50.331	207	44.070	151	30.889	185	
3	1:48.244	26.317	206	46.829	125	35.098	181		11	1:39.987	25.018	213	43.838	143	31.131	173	
4	1:40.814	25.571	210	43.972	147	31.271	186		12	1:40.748	25.707	212	44.288	147	30.753	185	
5	1:40.147	25.354	211	43.735	139	31.058	185		13	<b>1:38.873</b>	24.904	213	<b>43.516</b>	<b>151</b>	<b>30.453</b>	<b>185</b>	
6	1:39.367	25.004	213	43.837	147	30.526	<b>186</b>		14	1:39.224	24.898	213	43.588	147	30.738	183	
7	1:40.014	<b>24.762</b>	213	44.651	150	30.601	186		15	1:53.625	25.877	182	45.721	131	42.027		
8	1:39.860	24.937	<b>214</b>	43.745	144	31.178	178		16								

<b>82</b>	<b>Kramwinkel, DEU</b>								<b>theoretical besttime: 1:38.685</b>								
1	5:39.273					5:39.273			12	9:52.260	8:36.325	207	45.108	137	30.827	185	
2	2:18.344	59.394	205	47.156	135	31.794	183		13	1:47.985	25.082	214	44.478	142	38.425		
3	1:41.460	25.799	211	44.769	140	30.892	185		14	4:56.873	3:34.552	207	47.316	132	35.005	183	
4	1:40.662	25.168	212	44.729	142	30.765	185		15	1:42.284	26.655	158	44.911	146	30.718	185	
5	1:40.781	25.149	213	44.584	138	31.048	185		16	1:39.142	24.962	213	43.883	142	30.297	186	
6	1:42.642	25.049	213	44.891	143	32.702	185		17	<b>1:38.691</b>	24.834	213	<b>43.615</b>	<b>141</b>	<b>30.242</b>	<b>185</b>	
7	1:40.231	25.015	213	44.444	140	30.772	<b>186</b>		18	1:40.556	24.989	213	44.376	138	31.191	186	
8	1:40.008	25.018	212	44.275	144	30.715	185		19	1:51.193	<b>24.828</b>	<b>214</b>	44.611	131	41.754		
9	1:40.229	24.926	214	44.463	144	30.840	185		20	7:11.472	5:56.644	208	44.260	136	30.568	186	
10	1:40.261	25.108	213	44.513	140	30.640	184		21	1:39.153	24.971	213	43.704	143	30.478	184	
11	1:50.887	25.063	213	44.285	142	41.539											

<b>84</b>	<b>Sandberg, NLD</b>								<b>theoretical besttime: 1:41.233</b>								
1	31:04.260					31:04.260			9	1:42.054	25.864	212	45.288	138	<b>30.902</b>	<b>186</b>	
2	2:44.212	56.276	108	1:06.612	103	41.324	151		10	<b>1:41.385</b>	<b>25.564</b>	<b>212</b>	<b>44.767</b>	<b>133</b>	31.054	186	
3	2:19.004	34.501	134	1:03.016	101	41.487	153		11	1:45.500	25.660	212	46.712	135	33.128	183	
4	2:12.091	34.951	148	57.764	92	39.376	176		12	1:42.586	26.084	205	45.302	137	31.200	184	
5	1:51.228	28.099	185	50.645	124	32.484	180		13	1:41.786	25.716	211	45.093	138	30.977	184	
6	1:45.194	27.901	211	46.117	129	31.176	185		14	1:48.203	26.373	185	50.718	137	31.112	184	
7	1:45.917	25.960	206	45.921	139	34.036	180		15	1:42.178	25.732	211	45.211	144	31.235	183	
8	1:42.845	26.007	210	45.787	135	31.051	185										

<b>88</b>	<b>Oestreich, DEU</b>								<b>theoretical besttime: 1:37.511</b>								
1	12:14.314					12:14.314			11	1:38.993	24.834	214	43.745	138	30.414	188	
2	2:07.709	48.615	171	46.656	135	32.438	183		12	1:38.918	24.759	215	43.589	149	30.570	187	
3	1:41.587	25.840	207	45.105	142	30.642	188		13	1:48.231	25.378	215	43.759	141	39.094		
4	1:40.271	25.322	211	44.148	141	30.801	187		14	5:46.661	4:23.515	139	50.339	112	32.807	187	
5	1:48.204	24.845	212	43.540	<b>152</b>	39.819			15	1:37.887	24.712	215	42.899	141	30.276	188	
6	3:44.042	2:29.651	209	43.819	148	30.572	188		16	1:38.059	24.786	214	43.056	149	30.217	188	
7	1:42.215	25.058	212	43.922	128	33.235	188		17	<b>1:37.511</b>	<b>24.462</b>	<b>213</b>	<b>42.891</b>	<b>147</b>	<b>30.158</b>	<b>187</b>	
8	1:39.399	24.794	205	44.071	140	30.534	188		18	1:48.999	25.645	213	44.305	137	39.049		
9	1:39.421	25.061	213	43.559	141	30.801	185		19								
10	1:40.343	25.625	196	44.078	135	30.640	188										

<b>94</b>	<b>Richard, CHE</b>								<b>theoretical besttime: 1:37.875</b>								
1	4:44.085					4:44.085			9	7:36.023	6:20.514	185	45.088	139	30.421	189	
2	3:35.105	2:15.889	171	47.949	133	31.267	188		10	<b>1:37.980</b>	24.764	214	<b>43.073</b>	<b>146</b>	30.143	190	
3	1:39.664	25.208	212	43.950	145	30.506	<b>190</b>		11	1:38.100	24.750	217	43.251	145	30.099	190	
4	1:38.613	24.926	215	43.224	145	30.463	189		12	1:38.182	24.752	214	43.242	142	30.188	188	
5	1:38.977	24.946	213	43.421	136	30.610	187		13	1:48.246	<b>24.729</b>	<b>215</b>	50.540	123	32.977	190	



# Testday Tourenwagen

## Sector List Test Session 2



Provisional

Reg. Nr.:

Thursday, June 08, 2017 16:00:00

Red Bull Ring, Length: 4326m

Air temperature: 24.84°C

Track temperature: 29.73°C

Weather condition: Dry

Lap	Time	SE1	SP1	SE2	SP2	SE3	SP3	TSP	Lap	Time	SE1	SP1	SE2	SP2	SE3	SP3	TSP
6	1:55.178	24.977	212	45.574	132	44.627			14	1:38.064	24.804	213	43.187	142	<b>30.073</b>	<b>190</b>	
7	3:33.744	2:11.355	159	50.384	131	32.005	167		15	1:56.252	24.883	208	46.507	132	44.862		
8	2:03.454	29.693	154	50.279	127	43.482											

### 98 Lautenschlager, DEU

theoretical besttime: 1:38.293

1	1:48.839					1:48.839			12	1:47.757	24.910	212	46.972	118	35.875	185	
2	2:35.720	1:09.012	151	52.677	130	34.031	177		13	<b>1:38.399</b>	24.947	213	<b>43.294</b>	<b>160</b>	<b>30.158</b>	<b>186</b>	
3	1:43.705	26.760	205	45.881	146	31.064	185		14	1:38.711	24.904	215	43.466	158	30.341	186	
4	1:41.022	25.063	211	45.118	151	30.841	185		15	1:55.525	24.901	215	45.348	144	45.276		
5	1:39.858	25.137	212	44.050	154	30.671	187		16	13:38.604	12:09.756	176	45.358	148	43.490		
6	1:39.844	24.964	212	44.276	157	30.604	186		17	6:13.749							
7	1:51.247	25.645	211	44.111	156	41.491			18	2:08.101	47.690	147	49.660	156	30.751	184	
8	5:12.886	3:49.880	173	49.658	142	33.348	181		19	1:39.633	25.109	212	44.055	160	30.469	186	
9	1:42.261	26.585	204	45.026	153	30.650	186		20	1:40.295	25.002	212	44.661	163	30.632	186	
10	1:38.578	24.894	211	43.413	161	30.271	<b>187</b>		21	1:38.561	<b>24.841</b>	<b>213</b>	43.405	164	30.315	187	
11	1:38.767	24.885	211	43.403	163	30.479	184										

### 99 Zimmermann, DEU

theoretical besttime: 1:39.016

1	1:40.714					1:40.714			10	1:40.631	25.034	213	44.720	133	30.877	184	
2	2:48.440	1:20.054	149	50.275	137	38.111	186		11	1:39.802	25.168	213	43.931	146	30.703	187	
3	1:39.677	25.080	213	44.021	144	30.576	186		12	1:48.184	25.107	213	43.913	147	39.164		
4	1:39.375	25.080	212	43.746	143	30.549	185		13	15:09.395	13:54.400	207	44.519	140	<b>30.476</b>	<b>184</b>	
5	<b>1:39.292</b>	25.061	212	43.752	145	30.479	185		14	1:39.736	25.095	215	44.151	142	30.490	185	
6	1:52.486	25.008	211	48.585	136	38.893			15	1:39.941	24.967	214	43.881	144	31.093	188	
7	6:03.765	4:48.236	201	44.843	137	30.686	186		16	1:39.350	24.987	215	43.823	147	30.540	186	
8	1:39.593	25.042	212	43.974	145	30.577	185		17	1:39.840	<b>24.884</b>	<b>215</b>	44.266	142	30.690	184	
9	1:39.321	25.078	211	<b>43.656</b>	145	30.587	186		18	2:19.367	25.182	214	46.886	114	1:07.299		