

# ADAC TCR Germany



## Sector List Testsession 6

Provisional

Motorsportarena Oschersleben, Length: 3696m

Air temperature: 15.43°C

Track temperature: 18.77°C

Weather condition: Dry

**DMSB** Reg. Nr.:

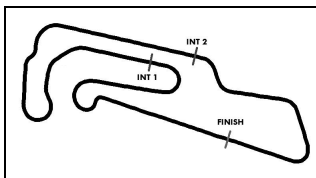
Wednesday, April 12, 2017 11:10:00

Lap	Time	SE1	SP1	SE2	SP2	SE3	SP3	TSP	Lap	Time	SE1	SP1	SE2	SP2	SE3	SP3	TSP
<b>2 Morgan</b>									<b>theoretical besttime: 1:35.818</b>								
1	17:45.727					17:45.727			13	1:47.058	37.252	135	41.526	121	28.280	174	214
2	2:26.275	1:10.863	116	40.250	151	35.162	168		14	1:37.313	36.719	170	33.347	203	27.247	175	214
3	1:49.800	42.287	140	38.729	175	28.784	170	158	15	1:36.948	36.649	170	32.846	200	27.453	175	213
4	1:39.213	37.910	169	33.072	202	28.231	175	207	16	1:36.577	36.636	171	32.757	201	27.184	175	214
5	1:37.044	36.791	168	32.868	202	27.385	174	214	17	1:52.937	37.736	169	34.498	204	40.703	59	<b>215</b>
6	1:36.355	36.796	169	32.438	203	27.121	175	212	18	5:48.701	4:45.684	111	34.592	202	28.425	174	
7	1:36.079	36.489	170	32.500	<b>204</b>	<b>27.090</b>	175	213	19	1:37.713	37.267	170	32.908	201	27.538	174	212
8	<b>1:35.884</b>	36.492	170	<b>32.277</b>	204	27.115	175	214	20	1:37.077	37.017	170	32.710	203	27.350	174	214
9	1:36.102	<b>36.451</b>	170	32.406	203	27.245	<b>176</b>	214	21	1:37.408	36.991	169	32.848	203	27.569	174	213
10	1:37.037	37.084	170	32.485	202	27.468	175	214	22	1:53.551	36.947	171	33.099	201	43.505	55	213
11	1:36.424	36.672	167	32.519	203	27.233	176	214	23	5:23.395	3:36.452	124	43.283	118	1:03.660	37	
12	1:36.357	36.608	169	32.576	203	27.173	175	214									

Lap	Time	SE1	SP1	SE2	SP2	SE3	SP3	TSP	Lap	Time	SE1	SP1	SE2	SP2	SE3	SP3	TSP
<b>7 Halder, DEU</b>									<b>theoretical besttime: 1:36.282</b>								
1	49:14.646					49:14.646			12	1:47.578	38.278	164	32.847	198	36.453	54	167
2	2:26.897	1:08.030	145	45.330	129	33.537	130		13	3:51.715	2:44.123	136	37.595	164	29.997	161	
3	2:05.377	53.266	126	41.468	111	30.643	166	153	14	1:41.194	39.187	159	34.211	196	27.796	169	196
4	1:54.145	43.607	163	40.457	156	30.081	168	84	15	1:37.063	37.096	164	32.743	198	27.224	169	204
5	1:59.372	47.797	124	41.033	124	30.542	156	65	16	1:36.601	36.867	163	32.732	198	<b>27.002</b>	<b>170</b>	204
6	1:40.348	39.006	161	33.786	196	27.556	169	183	17	1:36.824	37.006	164	32.750	198	27.068	169	<b>206</b>
7	1:37.652	37.342	162	33.040	198	27.270	169	204	18	<b>1:36.545</b>	<b>36.733</b>	<b>165</b>	32.603	198	27.209	168	204
8	1:37.570	37.481	164	32.968	197	27.121	169	204	19	1:36.673	36.926	164	<b>32.547</b>	<b>198</b>	27.200	169	205
9	1:37.451	36.985	164	32.718	198	27.748	168	204	20	1:36.832	36.794	164	32.719	197	27.319	169	204
10	1:37.529	37.335	164	32.875	197	27.319	169	204	21	1:51.199	37.253	164	35.625	190	38.321	53	205
11	1:37.018	37.000	164	32.735	197	27.283	166	205	22	4:05.255	2:49.758	150	36.528	175	38.969	50	

Lap	Time	SE1	SP1	SE2	SP2	SE3	SP3	TSP	Lap	Time	SE1	SP1	SE2	SP2	SE3	SP3	TSP
<b>8 Engstler, DEU</b>									<b>theoretical besttime: 1:35.162</b>								
1	1:54.701	51.166	158	35.222	174	28.313	165		13	1:38.021	37.898	166	33.211	197	26.912	172	197
2	1:39.603	38.956	164	33.246	196	27.401	170	199	14	<b>1:35.566</b>	36.721	166	32.286	196	<b>26.559</b>	<b>173</b>	208
3	1:37.779	37.427	167	32.888	197	27.464	169	206	15	1:36.136	36.683	167	32.474	196	26.979	167	209
4	1:37.271	37.033	167	33.020	198	27.218	171	206	16	1:43.736	39.043	102	35.532	197	29.161	171	203
5	1:44.214	37.467	164	32.930	197	33.817	72	207	17	1:36.170	36.765	165	32.581	198	26.824	172	207
6	3:41.567	2:34.698	117	37.915	165	28.954	166		18	1:35.600	36.472	167	<b>32.255</b>	<b>198</b>	26.873	171	207
7	1:45.477	41.124	151	36.852	152	27.501	170	200	19	1:43.286	36.815	164	32.684	198	33.787	66	207
8	1:36.908	36.749	166	33.249	188	26.910	171	205	20	12:38.669	11:38.833	166	32.775	198	27.061	169	
9	1:36.259	36.513	168	32.488	197	27.258	172	207	21	1:36.720	37.099	161	32.763	197	26.858	171	206
10	1:38.266	<b>36.348</b>	167	32.499	196	29.419	<b>173</b>	208	22	1:36.586	36.827	166	32.812	197	26.947	171	208
11	1:44.373	36.501	<b>169</b>	33.567	185	34.305	58	<b>209</b>	23	1:36.516	37.014	168	32.633	198	26.869	172	207
12	6:04.659	4:57.878	154	37.658	123	29.123	164		24	1:44.344	36.796	169	33.182	190	34.366	71	209

Lap	Time	SE1	SP1	SE2	SP2	SE3	SP3	TSP	Lap	Time	SE1	SP1	SE2	SP2	SE3	SP3	TSP
<b>9 Goede</b>									<b>theoretical besttime: 1:36.207</b>								
1	2:03.696	52.013	141	40.000	138	31.683	160		18	17:25.353	16:21.462	154	35.837	191	28.054	170	
2	1:47.464	39.712	161	36.002	193	31.750	167	197	19	1:38.887	37.704	165	33.545	196	27.638	172	207
3	1:41.087	38.314	161	34.698	195	28.075	168	204	20	1:37.559	36.987	167	33.052	198	27.520	171	209
4	1:40.068	38.016	166	34.020	197	28.032	169	204	21	1:38.725	38.044	165	33.240	199	27.441	171	208
5	1:39.695	38.017	164	33.904	196	27.774	170	204	22	1:37.609	37.240	165	33.032	199	27.337	171	206
6	1:38.650	37.640	165	33.475	197	27.535	170	206	23	1:51.818	38.720	161	40.908	98	32.190	171	208
7	1:59.614	37.235	165	34.174	198	48.205	47	207	24	1:59.270	37.326	164	34.180	198	47.764	47	207
8	4:21.943	3:17.844	155	36.426	191	27.673	171		25	5:40.647	4:33.513	135	37.540	188	29.594	170	
9	1:38.626	37.380	166	33.622	193	27.624	171	207	26	1:39.090	37.863	166	33.387	200	27.840	170	203
10	1:39.504	38.677	166	33.464	197	27.363	171	209	27	1:40.619	37.566	164	35.196	194	27.857	171	206
11	1:37.142	37.040	166	32.755	198	27.347	172	207	28	1:37.371	37.350	167	33.036	201	<b>26.985</b>	<b>172</b>	206
12	1:37.123	36.888	165	32.807	199	27.428	171	209	29	<b>1:36.348</b>	36.702	167	<b>32.636</b>	<b>201</b>	27.010	173	207
13	1:36.933	36.750	166	32.964	199	27.219	171	209	30	1:43.881	36.666	166	39.716	197	27.499	172	208
14	1:58.191	36.873	<b>168</b>	33.013	200	48.305	46	208	31	1:36.372	<b>36.586</b>	<b>166</b>	32.747	201	27.039	173	208
15	4:42.176	3:41.225	162	33.773	198	27.178	170		32	1:36.900	36.638	167	33.085	202	27.177	171	207
16	1:39.379	38.523	161	33.424	198	27.432	<b>173</b>	206	33	2:12.103	41.550	147	38.573	147	51.980	40	207
17	2:50.395	37.131	165	1:21.001	148	52.263	45	<b>209</b>									



# ADAC TCR Germany



## Sector List Testsession 6

Provisional

Motorsportarena Oschersleben, Length: 3696m

Air temperature: 15.43°C

Track temperature: 18.77°C

Weather condition: Dry

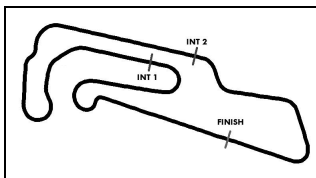
**DMSB** Reg. Nr.:

Wednesday, April 12, 2017 11:10:00

Lap	Time	SE1	SP1	SE2	SP2	SE3	SP3	TSP	Lap	Time	SE1	SP1	SE2	SP2	SE3	SP3	TSP
<b>13 Jordan, DEU</b>									<b>theoretical besttime: 1:35.627</b>								
1	2:12.951	1:05.789	158	37.475	192	29.687	169		20	1:56.908	36.856	167	35.873	198	44.179	59	209
2	1:40.940	38.540	165	34.032	200	28.368	169	205	21	10:19.321	9:18.026	165	33.697	199	27.598	172	
3	1:56.387	38.083	166	33.534	198	44.770	59	206	22	1:36.627	36.797	166	32.592	198	27.238	173	207
4	10:28.501	9:25.904	163	34.777	197	27.820	171		23	1:36.898	37.001	166	32.514	200	27.383	171	208
5	1:37.188	37.065	166	33.029	199	27.094	173	207	24	1:39.656	36.992	166	35.245	191	27.419	173	207
6	1:35.943	36.477	167	32.528	200	26.938	172	207	25	1:36.872	36.877	168	32.642	201	27.353	172	208
7	<b>1:35.712</b>	<b>36.372</b>	168	32.408	201	<b>26.932</b>	172	209	26	1:56.958	36.875	167	33.011	197	47.072	47	208
8	1:35.719	36.409	166	<b>32.323</b>	201	26.987	<b>173</b>	207	27	6:30.079	5:28.324	164	33.915	197	27.840	171	
9	1:36.446	36.541	165	32.639	199	27.266	173	209	28	1:37.221	37.032	167	32.616	202	27.573	171	206
10	1:36.484	36.810	165	32.560	198	27.114	172	207	29	1:36.879	36.766	164	32.820	200	27.293	171	207
11	1:36.145	36.454	167	32.510	199	27.181	173	209	30	1:36.546	36.756	166	32.580	201	27.210	172	206
12	1:36.565	36.788	<b>168</b>	32.672	200	27.105	172	208	31	1:36.939	36.951	165	32.629	201	27.359	172	206
13	1:56.935	36.692	165	32.754	200	47.489	56	208	32	1:37.218	37.067	165	32.699	201	27.452	172	208
14	4:07.985	3:07.523	166	33.043	200	27.419	172		33	2:04.383	40.685	104	47.899	108	35.799	136	209
15	1:37.822	36.893	166	33.696	198	27.233	173	208	34	1:41.349	41.155	166	32.850	200	27.344	172	174
16	1:36.820	36.712	167	32.669	201	27.439	171	208	35	1:38.425	37.074	168	32.927	200	28.424	172	209
17	1:36.501	36.680	166	32.611	199	27.210	172	207	36	1:57.635	37.401	165	32.976	201	47.258	56	209
18	1:36.897	36.806	168	32.875	198	27.216	172	207	37	2:34.378	1:12.278	158	39.196	120	42.904	55	
19	1:36.528	36.705	167	32.576	198	27.247	172	<b>210</b>									

<b>14 Langeveld</b>									<b>theoretical besttime: 1:34.637</b>								
1	5:14.632					5:14.632			20	1:35.949	36.430	171	32.452	203	27.067	175	214
2	2:42.373	1:30.378	115	40.924	192	31.071	151		21	1:35.718	36.390	171	32.324	204	27.004	175	214
3	1:50.633	43.675	155	37.290	193	29.668	174	149	22	1:35.830	36.452	170	32.331	205	27.047	175	215
4	1:51.648	38.641	168	34.176	202	38.831	58	201	23	1:46.226	36.532	171	32.361	204	37.333	58	216
5	4:35.988	3:32.538	166	33.373	203	30.077	175		24	8:51.108							
6	1:35.319	36.421	170	32.265	204	<b>26.633</b>	176	214	25	2:35.735	1:33.310	168	34.671	157	27.754	173	
7	<b>1:34.832</b>	<b>36.017</b>	170	32.126	204	26.689	175	<b>216</b>	26	1:36.454	36.812	169	32.435	204	27.207	175	212
8	1:34.891	36.044	<b>172</b>	<b>31.987</b>	204	26.860	173	214	27	1:36.080	36.508	171	32.371	204	27.201	175	215
9	1:35.134	36.145	169	32.079	204	26.910	174	213	28	1:36.113	36.457	170	32.383	203	27.273	175	214
10	1:34.925	36.193	169	32.079	204	26.653	175	214	29	1:36.300	36.569	171	32.426	204	27.305	173	215
11	1:45.649	36.622	170	32.787	204	36.240	59	215	30	1:48.129	36.895	170	32.666	204	38.568	61	214
12	9:07.789	8:06.870	168	33.266	203	27.653	176		31	8:15.131	7:14.734	168	33.045	203	27.352	175	
13	1:38.476	36.793	170	34.221	151	27.462	175	215	32	1:36.352	36.783	169	32.400	204	27.169	174	214
14	1:35.465	36.348	171	32.236	<b>205</b>	26.881	175	215	33	1:36.516	36.540	171	32.785	204	27.191	173	215
15	1:35.549	36.320	172	32.191	204	27.038	175	215	34	1:36.499	36.658	166	32.616	204	27.225	175	214
16	1:35.386	36.205	171	32.150	203	27.031	<b>177</b>	215	35	1:36.733	36.757	170	32.307	205	27.669	173	214
17	1:35.638	36.314	170	32.357	202	26.967	175	216	36	1:36.846	36.942	170	32.544	203	27.360	175	214
18	1:35.842	36.467	170	32.360	204	27.015	175	216	37	1:50.494	36.775	171	32.681	203	41.038	59	214
19	1:35.722	36.361	171	32.384	203	26.977	175	214									

<b>17 Preisig, CHE</b>									<b>theoretical besttime: 1:35.461</b>								
1	6:46.672					6:46.672			17	1:36.681	36.635	171	32.891	204	27.155	175	214
2	2:36.148	1:15.234	101	46.635	155	34.279	153		18	1:36.715	36.655	170	32.897	204	27.163	176	214
3	1:50.071	42.378	165	37.485	168	30.208	175	171	19	1:51.978	36.948	170	34.438	203	40.592	58	214
4	1:52.774	37.821	169	35.203	203	39.750	55	212	20	5:36.228	4:34.848	168	34.265	204	27.115	177	
5	4:46.635	3:42.943	167	35.610	176	28.082	177		21	1:36.116	36.488	171	32.771	203	26.857	176	214
6	1:36.600	36.583	171	32.925	205	27.092	176	215	22	1:36.007	36.431	171	<b>32.541</b>	<b>205</b>	27.035	176	214
7	1:35.900	36.347	171	32.740	204	26.813	175	214	23	1:36.108	<b>36.218</b>	<b>170</b>	32.707	206	27.183	178	<b>217</b>
8	<b>1:35.649</b>	36.294	170	32.653	204	<b>26.702</b>	175	214	24	1:40.419	37.593	156	35.365	197	27.461	177	202
9	1:36.251	36.576	169	32.763	203	26.912	176	214	25	1:35.952	36.374	172	32.715	204	26.863	176	216
10	1:35.948	36.519	170	32.621	204	26.808	175	214	26	1:35.783	36.381	170	32.555	205	26.847	175	215
11	1:36.316	36.660	170	32.729	204	26.927	175	214	27	1:36.208	36.614	171	32.744	204	26.850	175	214
12	1:42.283	36.656	169	36.357	151	29.270	174	214	28	1:45.079	36.572	171	36.849	157	31.658	176	214
13	1:57.267	39.415	167	34.689	200	43.163	58	190	29	1:36.328	36.667	171	32.622	205	27.039	175	215
14	3:36.259	2:34.999	170	33.904	203	27.356	175		30	1:38.921	36.593	170	34.508	202	27.820	173	213
15	1:37.392	36.979	171	33.120	204	27.293	176	214	31	1:36.414	36.773	171	32.626	203	27.015	175	212
16	1:36.764	36.766	171	32.950	204	27.048	176	214	32		41.964	126	39.910	151			213



# ADAC TCR Germany



## Sector List Testsession 6

Provisional

Motorsportarena Oschersleben, Length: 3696m

Air temperature: 15.43°C

Track temperature: 18.77°C

Weather condition: Dry

**DMSB** Reg. Nr.:

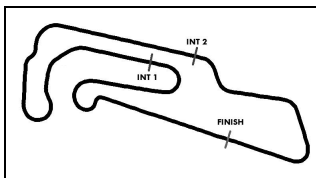
Wednesday, April 12, 2017 11:10:00

Lap	Time	SE1	SP1	SE2	SP2	SE3	SP3	TSP	Lap	Time	SE1	SP1	SE2	SP2	SE3	SP3	TSP
<b>18 van der Linde</b>									<b>theoretical besttime: 1:34.853</b>								
1	3:02.387					3:02.387			15	1:35.704	36.386	168	32.293	202	27.025	173	213
2	2:29.634	1:09.923	109	44.858	107	34.853	114		16	1:35.869	36.627	168	32.281	203	26.961	174	212
3	2:04.563	47.289	87	45.158	146	32.116	152	148	17	1:35.866	36.495	168	32.400	202	26.971	175	212
4	1:49.694	42.246	145	37.451	157	29.997	150	181	18	1:40.348	36.519	169	35.232	203	28.597	140	214
5	1:52.875	41.787	144	39.874	130	31.214	171	161	19	1:43.361	42.581	139	33.684	203	27.096	175	137
6	1:45.483	41.078	164	35.415	198	28.990	167	160	20	1:36.416	36.638	168	32.614	203	27.164	174	213
7	2:02.035	43.860	72	37.862	195	40.313	56	161	21	1:36.178	36.627	168	32.485	202	27.066	173	214
8	3:56.989	2:49.053	164	32.856	200	35.080	172		22	1:36.289	36.639	169	32.430	202	27.220	173	213
9	1:35.557	36.534	167	32.387	200	<b>26.636</b>	173	210	23	1:44.938	45.164	169	32.562	202	27.212	174	<b>214</b>
10	<b>1:35.042</b>	36.265	167	32.063	200	26.714	173	209	24	1:50.573	36.790	168	32.687	203	41.096	55	214
11	1:35.050	36.261	168	<b>31.979</b>	203	26.810	174	212	25	5:43.423	4:28.039	157	33.873	200	41.511	51	
12	1:35.093	<b>36.238</b>	168	32.105	201	26.750	174	213	26	2:34.855	1:13.660	151	38.266	136	42.929	49	
13	1:35.574	36.345	<b>169</b>	32.187	203	27.042	174	212	27	3:20.950	2:05.420	167	34.966	132	40.564	56	
14	1:35.445	36.397	168	32.190	202	26.858	175	213									

Lap	Time	SE1	SP1	SE2	SP2	SE3	SP3	TSP	Lap	Time	SE1	SP1	SE2	SP2	SE3	SP3	TSP
<b>19 Hofer</b>									<b>theoretical besttime: 1:35.662</b>								
1	3:00.589					3:00.589			15	1:37.309	36.895	169	32.743	202	27.671	173	210
2	2:30.420	1:10.440	110	44.596	148	35.384	116		16	1:36.527	36.764	168	32.637	202	27.126	174	212
3	2:19.817	45.963	125	44.207	146	49.647	44	168	17	1:36.923	37.004	168	32.764	202	27.155	175	213
4	6:25.501	5:00.689	92	47.601	122	37.211	126		18	1:37.284	36.999	169	33.115	202	27.170	174	214
5	2:07.545	46.797	119	39.187	196	41.561	55	158	19	1:36.864	36.856	169	32.800	202	27.208	174	213
6	2:42.928	1:42.104	168	33.672	201	27.152	174		20	1:36.843	36.792	168	32.875	203	27.176	173	213
7	1:36.283	36.687	169	32.570	201	27.026	173	214	21	1:37.126	36.973	168	32.888	201	27.265	174	212
8	1:35.975	36.639	<b>169</b>	32.500	203	<b>26.836</b>	174	210	22	1:37.085	36.928	169	32.875	202	27.282	174	213
9	<b>1:35.763</b>	<b>36.440</b>	169	<b>32.386</b>	203	26.937	175	213	23	1:37.214	36.910	168	33.011	201	27.293	173	212
10	1:36.037	36.641	167	32.535	200	26.861	174	212	24	1:36.909	36.804	169	32.848	201	27.257	174	213
11	1:36.299	36.723	168	32.587	202	26.989	174	211	25	1:54.630	36.863	168	35.038	170	42.729	52	212
12	1:36.448	36.637	169	32.817	201	26.994	174	212	26	4:26.025	3:11.306	166	33.704	201	41.015	53	
13	1:36.493	36.778	168	32.707	201	27.008	175	212	27	2:41.748	1:27.983	167	32.944	202	40.821	55	
14	1:37.804	36.728	169	32.610	<b>205</b>	28.466	170	<b>214</b>	28	2:29.564	1:15.487	167	32.815	201	41.262	50	

Lap	Time	SE1	SP1	SE2	SP2	SE3	SP3	TSP	Lap	Time	SE1	SP1	SE2	SP2	SE3	SP3	TSP
<b>23 Steibel</b>									<b>theoretical besttime: 1:35.841</b>								
1	4:12.378					4:12.378			15	2:23.639	1:06.061	141	35.050	180	42.528	59	
2	2:24.920	1:15.112	122	39.810	183	29.998	171		16	9:53.229	8:44.983	132	38.955	165	29.291	172	
3	1:39.619	38.044	164	33.631	198	27.944	173	206	17	1:37.495	37.284	166	32.839	200	27.372	174	207
4	1:38.860	37.324	166	33.776	200	27.760	173	205	18	<b>1:36.034</b>	<b>36.510</b>	<b>167</b>	32.426	201	27.098	174	210
5	1:37.973	37.060	164	33.195	199	27.718	172	208	19	1:49.593	47.419	168	34.175	170	27.999	174	209
6	1:37.997	37.199	165	33.202	199	27.596	173	207	20	1:43.356	39.351	153	36.277	198	27.728	173	<b>212</b>
7	1:41.076	38.145	164	33.861	200	29.070	172	208	21	1:36.214	36.692	167	32.568	201	<b>26.954</b>	<b>174</b>	208
8	1:38.446	37.272	165	33.379	198	27.795	173	208	22	2:01.293	38.729	118	38.345	150	44.219	59	209
9	1:52.817	37.301	167	33.711	199	41.805	59	209	23	9:11.029	8:07.934	160	35.159	200	27.936	172	
10	9:01.646	7:44.326	163	35.123	196	42.197	59		24	1:37.362	37.260	166	32.921	202	27.181	173	206
11	2:27.596	1:10.830	162	34.517	198	42.249	59		25	1:36.138	36.656	167	<b>32.377</b>	<b>204</b>	27.105	175	207
12	6:11.047	5:09.430	163	33.969	199	27.648	173		26	1:37.726	37.364	164	32.677	202	27.685	173	211
13	1:38.302	37.203	167	33.401	198	27.698	172	207	27	1:36.513	36.529	168	32.689	201	27.295	173	209
14	1:51.327	37.164	166	33.077	198	41.086	59	207	28	1:57.730	38.196	166	34.694	184	44.840	57	200

Lap	Time	SE1	SP1	SE2	SP2	SE3	SP3	TSP	Lap	Time	SE1	SP1	SE2	SP2	SE3	SP3	TSP
<b>24 Brezina, DEU</b>									<b>theoretical besttime: 1:34.990</b>								
1	5:45.782	4:39.703	154	37.106	185	28.973	169		14	1:36.221	36.600	170	32.635	202	26.986	175	212
2	1:41.720	38.517	163	35.481	197	27.722	175	207	15	1:47.619	37.338	164	33.865	193	36.416	59	212
3	1:38.635	37.337	168	33.888	201	27.410	175	213	16	23:54.759	22:47.268	161	37.264	200	30.227	174	
4	1:37.559	37.049	169	32.927	201	27.583	174	213	17	1:37.269	37.180	169	32.883	201	27.206	174	211
5	1:37.384	36.955	169	32.786	203	27.643	174	213	18	1:37.073	36.877	170	32.428	204	27.768	175	212
6	1:51.110	44.086	160	36.718	197	30.306	174	212	19	1:47.718	36.630	170	34.095	151	36.993	57	213
7	1:59.440	48.172	168	33.503	201	37.765	51	212	20	5:53.446	4:47.338	147	37.181	194	28.927	169	
8	6:48.171	5:42.547	156	36.674	193	28.950	167		21	1:39.081	38.363	164	32.832	197	27.886	175	204
9	1:39.083	38.360	162	33.178	195	27.545	175	203	22	1:35.587	36.418	172	32.292	204	26.877	175	212
10	1:35.670	36.362	170	32.280	204	27.028	175	213	23	<b>1:35.015</b>	36.247	171	<b>32.072</b>	<b>203</b>	<b>26.696</b>	<b>174</b>	213
11	1:35.576	36.477	171	32.224	203	26.875	175	<b>214</b>	24	1:35.784	36.401	172	32.289	203	27.094	174	212
12	1:35.649	36.418	170	32.390	201	26.841	174	212	25	1:46.648	<b>36.222</b>	<b>170</b>	33.272	178	37.154	58	212
13	1:42.496	37.758	122	35.868	188	28.870	175	212									



# ADAC TCR Germany



## Sector List Testsession 6

Provisional

Motorsportarena Oschersleben, Length: 3696m

Air temperature: 15.43°C

Track temperature: 18.77°C

Weather condition: Dry

**DMSB** Reg. Nr.:

Wednesday, April 12, 2017 11:10:00

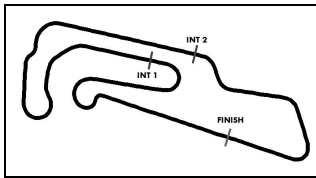
Lap	Time	SE1	SP1	SE2	SP2	SE3	SP3	TSP	Lap	Time	SE1	SP1	SE2	SP2	SE3	SP3	TSP
<b>28</b>	Eberle, CHE								<b>theoretical besttime: 1:35.580</b>								
1	8:56.580					8:56.580			7	1:36.310	36.321	170	32.697	202	27.292	174	<b>213</b>
2	2:36.860	1:20.822	124	43.601	106	32.437	123		8	1:36.148	36.466	170	32.484	201	27.198	173	212
3	1:41.987	40.441	168	33.940	202	27.606	174	184	9	1:49.208	36.792	163	33.603	201	38.813	52	212
4	1:36.643	36.712	169	32.665	<b>204</b>	27.266	174	211	10	10:49.794	9:48.908	168	33.388	202	27.498	173	
5	<b>1:35.580</b>	<b>36.303</b>	170	<b>32.362</b>	203	<b>26.915</b>	175	211	11	1:54.131	36.751	168	35.182	181	42.198	42	211
6	1:35.955	36.335	168	32.508	203	27.112	<b>175</b>	213									

Lap	Time	SE1	SP1	SE2	SP2	SE3	SP3	TSP	Lap	Time	SE1	SP1	SE2	SP2	SE3	SP3	TSP
<b>36</b>	Calcum, DEU								<b>theoretical besttime: 1:36.742</b>								
1	5:17.748					5:17.748			13	2:19.501	51.940	81	43.656	140	43.905	58	139
2	2:13.980	1:02.845	92	42.347	199	28.788	183		14	5:35.806	4:34.692	173	33.301	208	27.813	183	
3	1:41.944	38.003	173	36.171	199	27.770	183	221	15	1:37.709	37.295	173	32.978	206	27.436	184	220
4	1:38.216	37.620	171	33.258	206	27.338	176	220	16	1:50.384	37.342	171	33.033	208	40.009	57	<b>222</b>
5	1:37.794	37.346	169	33.044	<b>209</b>	27.404	182	220	17	5:58.538	4:57.349	172	33.590	205	27.599	183	
6	1:37.362	37.372	172	32.778	209	27.212	183	219	18	1:40.564	40.276	173	32.857	207	27.431	184	219
7	1:37.256	37.139	173	32.822	208	27.295	183	219	19	1:40.839	37.285	168	36.073	206	27.481	183	221
8	1:36.958	37.023	171	32.749	206	27.186	183	219	20	1:37.791	37.274	173	33.147	205	27.370	183	219
9	<b>1:36.866</b>	37.026	172	<b>32.672</b>	206	<b>27.168</b>	183	220	21	1:37.386	37.354	174	32.777	207	27.255	181	219
10	1:49.703	45.877	118	36.183	201	27.643	182	186	22	1:37.598	37.375	172	32.954	207	27.269	183	220
11	1:37.369	37.133	171	33.006	206	27.230	183	219	23	1:45.662	40.726	158	36.527	176	28.409	184	220
12	1:38.724	<b>36.902</b>	172	32.791	206	29.031	132	220	24	1:57.617	41.000	154	36.583	168	40.034	56	221

Lap	Time	SE1	SP1	SE2	SP2	SE3	SP3	TSP	Lap	Time	SE1	SP1	SE2	SP2	SE3	SP3	TSP
<b>39</b>	Thoma								<b>theoretical besttime: 1:34.512</b>								
1	2:04.616	54.244	147	38.699	129	31.673	166		15	1:46.902	37.296	167	32.914	190	36.692	58	206
2	1:45.084	42.205	161	34.888	197	27.991	171	200	16	5:54.931	4:55.240	165	32.701	198	26.990	171	
3	1:35.838	36.747	169	32.252	200	26.839	171	204	17	1:35.585	36.388	167	32.379	200	26.818	172	207
4	1:35.447	36.475	166	32.218	200	26.754	172	206	18	4:40.934	37.019	167	32.979	189	3:30.936	1	208
5	1:45.227	36.574	167	32.447	199	36.206	57	207	19	3:07.295	2:07.293	162	32.652	197	27.350	169	
6	5:17.148	4:07.150	110	41.278	173	28.720	165		20	1:36.444	36.940	167	32.563	197	26.941	171	203
7	1:36.950	37.804	164	32.538	195	26.608	173	197	21	1:46.655	37.016	165	32.894	199	36.745	58	206
8	<b>1:34.768</b>	36.289	167	32.131	199	<b>26.348</b>	<b>174</b>	207	22	4:39.314	3:39.737	162	32.723	197	26.854	171	
9	1:36.163	36.342	<b>169</b>	31.998	<b>201</b>	27.823	172	<b>210</b>	23	1:35.486	36.547	168	32.117	199	26.822	171	206
10	1:34.814	<b>36.248</b>	168	31.970	200	26.596	172	208	24	1:35.571	36.599	167	32.149	199	26.823	170	206
11	1:51.437	37.194	168	32.272	197	41.971	50	207	25	1:35.762	36.666	169	32.147	200	26.949	172	205
12	5:53.070	4:54.143	165	32.205	199	26.722	171		26	1:36.174	36.521	169	32.617	198	27.036	171	207
13	1:34.936	36.409	168	31.977	200	26.550	173	206	27	1:36.195	36.745	166	32.275	198	27.175	170	206
14	1:35.001	36.286	168	<b>31.916</b>	201	26.799	173	209	28	1:48.437	36.970	167	32.634	176	38.833	52	204

Lap	Time	SE1	SP1	SE2	SP2	SE3	SP3	TSP	Lap	Time	SE1	SP1	SE2	SP2	SE3	SP3	TSP
<b>41</b>	Kirsch, DEU								<b>theoretical besttime: 1:34.976</b>								
1	1:28.977					1:28.977			12	1:35.454	36.089	171	32.462	204	26.903	176	214
2	2:25.366	1:09.651	112	41.625	162	34.090	120		13	1:35.704	36.243	170	32.499	203	26.962	176	213
3	1:49.238	43.268	142	37.121	180	28.849	174	154	14	1:35.578	36.293	170	32.398	204	26.887	175	214
4	1:37.184	36.877	171	33.220	201	27.087	177	212	15	1:35.677	36.228	171	32.332	204	27.117	172	214
5	1:35.793	36.276	170	32.494	204	27.023	176	213	16	1:35.708	36.395	170	32.421	204	26.892	177	212
6	1:35.480	36.203	171	32.315	204	26.962	177	214	17	1:35.853	36.445	171	32.428	204	26.980	176	214
7	1:35.465	35.992	170	32.645	204	26.828	176	215	18	1:36.037	36.190	172	32.602	204	27.245	175	213
8	<b>1:35.313</b>	36.229	<b>172</b>	<b>32.281</b>	<b>205</b>	26.803	176	214	19	1:35.806	36.319	170	32.438	204	27.049	177	214
9	1:35.334	35.987	170	32.578	204	<b>26.769</b>	176	214	20	1:36.134	36.508	169	32.476	203	27.150	175	213
10	1:36.448	36.196	172	33.297	203	26.955	<b>177</b>	214	21	1:36.170	36.555	170	32.433	203	27.182	176	213
11	1:35.485	<b>35.926</b>	171	32.559	203	27.000	177	<b>215</b>	22	1:52.431	36.731	169	33.452	201	42.248	57	214

Lap	Time	SE1	SP1	SE2	SP2	SE3	SP3	TSP	Lap	Time	SE1	SP1	SE2	SP2	SE3	SP3	TSP
<b>44</b>	Kaibach, AUT								<b>theoretical besttime: 1:34.751</b>								
1	4:40.459	3:31.401	135	39.574	173	29.484	171		16	1:34.919	36.281	170	31.999	204	26.639	175	213
2	1:40.520	38.095	168	34.534	195	27.891	174	207	17	1:35.210	36.280	170	32.210	202	26.720	175	212
3	1:38.554	37.189	169	32.879	201	28.486	173	213	18	1:59.871	43.304	101	36.569	144	39.998	58	196
4	1:37.404	37.347	169	32.732	201	27.325	173	210	19	13:05.570	11:50.880	78	43.465	128	31.225	174	
5	1:37.175	37.091	168	32.588	200	27.496	174	211	20	1:39.435	36.661	169	35.266	183	27.508	174	211
6	1:38.412	37.027	170	33.985	200	27.400	173	213	21	1:35.614	36.438	171	32.388	200	26.788	176	211
7	1:37.266	36.968	168	32.813	202	27.485	173	210	22	1:35.286	36.289	171	32.059	201	26.938	175	<b>214</b>
8	1:37.556	37.082	169	32.992	200	27.482	174	210	23	1:36.069	36.666	169	32.364	201	27.039	173	210
9	1:37.823	37.724	169	32.743	202	27.356	173	212	24	1:35.924	36.662	169	32.252	203	27.010	174	211
10	1:37.669	37.131	168	32.843	201	27.695	172	213	25	1:58.158	39.813	163	35.198	175	43.147	58	202



# ADAC TCR Germany



## Sector List Testsession 6

Provisional

Motorsportarena Oschersleben, Length: 3696m

Air temperature: 15.43°C

Track temperature: 18.77°C

Weather condition: Dry

**DMSB** Reg. Nr.:

Wednesday, April 12, 2017 11:10:00

Lap	Time	SE1	SP1	SE2	SP2	SE3	SP3	TSP	Lap	Time	SE1	SP1	SE2	SP2	SE3	SP3	TSP
11	1:52.423	37.364	169	33.203	157	41.856	52	211	26	7:18.766	6:04.477	166	34.402	200	39.887	57	
12	8:36.564	7:21.864	118	40.639	128	34.061	170		27	2:20.360	1:07.579	168	34.062	201	38.719	58	
13	1:57.282	45.768	164	38.158	128	33.356	174	207	28	2:36.875	1:17.585	166	36.411	110	42.879	46	
14	1:41.555	36.699	163	37.072	142	27.784	174	211	29		6:39.863	152	37.683	185			
15	<b>1:34.751</b>	<b>36.256</b>	170	<b>31.869</b>	<b>204</b>	<b>26.626</b>	<b>176</b>	212									

### 54 Reicher, AUT

theoretical besttime: 1:35.666

1	6:19.655					6:19.655			12	1:36.838	36.747	168	32.744	200	27.347	171	212
2	2:28.536	1:12.328	84	45.587	114	30.621	158		13	1:37.247	36.802	167	32.931	201	27.514	173	209
3	1:40.552	38.843	165	33.618	199	28.091	173	187	14	1:36.700	36.623	169	32.636	201	27.441	172	211
4	1:36.779	37.035	168	32.683	202	27.061	172	211	15	1:36.597	36.729	169	32.596	201	27.272	173	210
5	<b>1:35.796</b>	36.482	167	<b>32.332</b>	202	26.982	173	209	16	1:36.785	36.695	168	32.647	203	27.443	173	211
6	1:36.061	36.685	167	32.466	200	<b>26.910</b>	172	210	17	1:37.123	36.848	166	32.808	201	27.467	174	211
7	1:38.487	38.299	167	32.979	202	27.209	<b>174</b>	153	18	1:36.940	36.706	168	32.724	202	27.510	173	212
8	1:36.228	<b>36.424</b>	169	32.596	201	27.208	173	<b>212</b>	19	1:37.597	37.291	168	32.734	201	27.572	174	210
9	1:36.937	36.692	<b>170</b>	32.806	201	27.439	173	211	20	1:37.307	36.963	169	32.892	200	27.452	173	210
10	1:36.827	36.743	168	32.811	198	27.273	173	211	21	1:37.158	36.922	168	32.832	202	27.404	172	211
11	1:36.929	36.569	167	32.759	202	27.601	172	212	22	1:47.733	36.974	168	32.776	201	37.983	58	211

### 84 Sandberg

theoretical besttime: 1:37.566

1	5:23.110					5:23.110			22	10:38.448							
2	2:39.617	1:15.584	112	47.673	150	36.360	127		23	3:38.800	2:32.114	162	36.883	193	29.803	169	
3	2:02.807	47.774	134	42.425	159	32.608	164	138	24	1:42.428	39.080	162	35.081	200	28.267	171	207
4	1:48.675	40.882	164	37.436	193	30.357	170	200	25	1:39.439	37.746	168	33.661	200	28.032	171	211
5	1:44.917	39.585	164	36.423	198	28.909	170	207	26	1:38.318	37.497	166	33.255	200	<b>27.566</b>	<b>172</b>	211
6	1:44.104	39.770	143	35.533	197	28.801	172	209	27	1:39.362	37.713	166	33.684	197	27.965	172	211
7	1:40.383	37.661	167	34.248	199	28.474	173	211	28	1:38.786	37.350	167	33.503	199	27.933	172	211
8	1:40.553	37.757	167	34.066	191	28.730	171	209	29	1:38.615	37.337	166	33.575	200	27.703	172	211
9	1:39.395	37.408	169	33.741	201	28.246	173	212	30	1:38.658	37.408	168	33.332	200	27.918	171	212
10	1:52.623	37.265	167	33.370	201	41.988	59	212	31	1:38.541	37.369	168	33.204	202	27.968	171	212
11	4:45.196	3:40.897	166	34.764	199	29.535	172		32	1:38.808	37.487	167	33.265	200	28.056	171	212
12	1:39.213	37.752	167	33.476	201	27.985	173	212	33	1:38.925	37.422	166	33.440	199	28.063	171	211
13	1:38.379	37.138	168	33.541	201	27.700	173	212	34	1:39.195	37.668	165	33.450	201	28.077	170	211
14	1:37.957	37.031	168	<b>33.091</b>	<b>203</b>	27.835	171	213	35	1:40.149	37.697	165	33.802	198	28.650	170	210
15	1:38.702	37.126	169	33.107	200	28.469	<b>174</b>	212	36	1:39.665	37.761	166	33.512	198	28.392	168	209
16	1:41.450	37.303	169	33.421	189	30.726	173	209	37	1:39.894	37.861	166	33.821	198	28.212	172	209
17	1:38.843	37.273	167	33.704	201	27.866	174	<b>214</b>	38	1:56.997	37.790	165	34.713	200	44.494	60	208
18	<b>1:37.682</b>	<b>36.909</b>	168	33.124	202	27.649	173	213	39	2:26.295	1:16.543	160	38.139	153	31.613	163	
19	1:38.287	37.375	168	33.123	200	27.789	172	213	40	1:54.343	38.551	165	34.893	177	40.899	57	204
20	1:38.323	37.344	164	33.181	201	27.798	173	212	41	2:45.549	1:14.814	145	39.860	143	50.875	54	
21	2:55.286	37.137	<b>169</b>	1:33.855	167	44.294	60	214									

### 88 Oestreich

theoretical besttime: 1:36.946

1	1:39.849					1:39.849			14	6:41.545	5:40.806	168	33.257	202	27.482	174	
2	2:15.001	1:03.733	108	39.050	172	32.218	123		15	<b>1:37.106</b>	36.946	169	<b>32.792</b>	<b>203</b>	<b>27.368</b>	<b>175</b>	212
3	1:49.393	44.088	144	36.425	189	28.880	174	161	16	1:40.678	37.185	169	35.394	201	28.099	175	214
4	1:39.370	37.899	168	33.717	203	27.754	<b>176</b>	208	17	1:37.752	37.145	169	33.020	201	27.587	175	213
5	1:37.928	37.395	168	32.990	202	27.543	174	213	18	1:37.164	<b>36.786</b>	<b>168</b>	32.942	203	27.436	175	212
6	1:37.706	37.247	168	32.945	202	27.514	174	212	19	1:37.185	36.899	169	32.863	203	27.423	175	213
7	1:37.870	37.224	169	32.970	203	27.676	175	212	20	1:52.685	36.827	170	35.110	187	40.748	60	213
8	1:54.214	37.747	164	34.851	190	41.616	60	213	21	7:08.811	6:06.367	166	34.259	203	28.185	175	
9	13:10.472	12:08.519	166	34.045	201	27.908	174		22	1:38.108	37.282	170	33.106	203	27.720	174	212
10	1:38.009	37.251	169	33.015	200	27.743	174	212	23	1:37.474	36.961	170	32.902	204	27.611	174	212
11	1:37.479	37.078	168	32.851	203	27.550	174	213	24	1:38.847	37.065	169	33.776	174	28.006	175	213
12	1:37.615	37.278	168	32.926	203	27.411	174	212	25	1:51.089	37.265	170	33.241	201	40.583	60	<b>214</b>
13	1:50.508	37.835	169	33.312	199	39.361	61	212									