

ADAC TCR Germany

Sector List Testsession 4



Provisional

Motorsportarena Oschersleben, Length: 3696m

Air temperature: 11.62°C

Track temperature: 13.04°C

Weather condition: Dry

DMSB Reg. Nr.:

Tuesday, April 11, 2017 15:00:00

Lap	Time	SE1	SP1	SE2	SP2	SE3	SP3	TSP	Lap	Time	SE1	SP1	SE2	SP2	SE3	SP3	TSP
7	1:38.800	37.303	166	34.025	198	27.472	171	208	21	1:38.313	37.229	162	33.576	199	27.508	171	207
8	1:39.527	37.418	165	34.163	199	27.946	169	209	22	1:59.846	37.407	166	34.385	200	48.054	48	207
9	1:38.708	37.495	166	33.899	198	27.314	170	207	23	4:39.908	3:38.292	162	33.802	199	27.814	169	
10	1:38.781	37.369	167	33.471	198	27.941	168	207	24	1:40.396	37.332	167	35.003	197	28.061	171	209
11	1:38.584	37.325	166	33.362	199	27.897	170	207	25	1:39.268	37.297	165	33.906	198	28.065	167	209
12	2:01.426	37.978	164	34.376	198	49.072	48	206	26	1:40.954	39.242	165	33.873	199	27.839	170	206
13	3:50.221	2:48.588	165	33.687	200	27.946	170		27	1:38.815	37.500	165	33.637	199	27.678	170	208
14	1:39.131	37.620	166	33.846	200	27.665	171	206									

10 Buri, FIN

theoretical besttime: 1:35.847

1	2:29.925	1:06.056	158	41.654	139	42.215	57		7	1:47.831	36.584	168	32.728	202	38.519	55	214
2	5:24.430	4:18.640	168	36.341	199	29.449	172		8	13:17.648	12:09.155	100	38.410	173	30.083	164	
3	1:40.952	38.125	167	34.372	200	28.455	177	212	9	1:43.109	40.674	166	34.831	202	27.604	177	158
4	1:37.869	37.221	170	33.052	202	27.596	177	216	10	1:36.376	36.772	172	32.608	203	26.996	177	213
5	1:37.148	36.729	170	33.022	202	27.397	177	214	11	1:36.032	36.651	170	32.553	203	26.828	177	215
6	1:36.325	36.485	169	32.588	204	27.252	177	215	12	1:45.804	36.466	169	32.630	204	36.708	50	215

13 Jordan, DEU

theoretical besttime: 1:35.640

1	2:30.554					2:30.554			14	2:03.590	39.220	168	34.312	200	50.058	50	202
2	3:03.928	1:48.999	156	42.438	113	32.491	162		15	7:16.580	6:00.183	97	43.158	121	33.239	144	
3	1:44.712	39.730	164	35.825	198	29.157	172	198	16	1:49.201	42.800	127	38.030	186	28.371	173	181
4	1:39.411	38.104	164	33.433	200	27.874	172	209	17	1:44.141	37.002	166	36.817	160	30.322	174	207
5	1:38.303	37.758	166	33.231	201	27.314	174	209	18	1:36.802	36.793	168	32.774	203	27.235	174	209
6	1:37.631	37.373	166	32.862	201	27.396	173	209	19	1:36.457	36.500	168	32.971	200	26.986	174	209
7	1:38.442	37.058	167	33.068	201	28.316	172	209	20	1:36.134	36.840	168	32.477	201	26.817	173	210
8	1:57.777	37.013	166	32.882	201	47.882	51	208	21	1:36.220	36.456	167	32.824	201	26.940	172	207
9	5:10.776	4:09.251	166	33.649	201	27.876	172		22	1:35.997	36.503	168	32.418	200	27.076	172	208
10	1:37.732	37.102	167	32.884	202	27.746	171	207	23	1:36.077	36.620	165	32.367	202	27.090	173	208
11	1:37.372	37.040	166	32.786	202	27.546	171	207	24	1:36.133	36.516	166	32.427	201	27.190	172	209
12	1:37.534	37.215	165	32.816	203	27.503	173	207	25	1:36.261	36.700	167	32.655	202	26.906	174	208
13	1:40.602	37.118	166	32.989	202	30.495	171	208	26	1:58.748	36.646	165	32.700	200	49.402	51	209

14 Langeveld

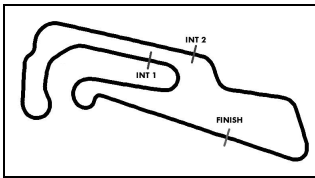
theoretical besttime: 1:35.110

1	31:46.100					31:46.100			8	1:35.811	36.544	169	32.278	204	26.989	173	217
2	5:35.269	4:16.404	82	46.120	113	32.745	171		9	1:35.875	36.639	167	32.228	204	27.008	175	214
3	1:43.858	42.106	160	34.078	200	27.674	175	185	10	1:47.394	36.592	153	38.771	103	32.031	173	215
4	1:36.420	36.767	169	32.568	203	27.085	174	213	11	1:35.861	36.555	167	32.326	204	26.980	174	213
5	1:36.036	36.477	171	32.415	205	27.144	174	214	12	1:35.656	36.586	170	32.149	204	26.921	175	215
6	1:35.250	36.342	169	32.142	204	26.766	175	213	13	1:35.254	36.273	170	32.124	204	26.857	174	214
7	1:35.827	36.220	170	32.238	206	27.369	176	217									

17 Preisig, CHE

theoretical besttime: 1:36.566

1	2:39.793	1:06.755	110	45.405	125	47.633	57		15	1:36.795	36.698	171	32.906	206	27.191	176	214
2	2:20.938	1:11.778	145	38.886	170	30.274	175		16	1:36.732	36.622	171	32.800	206	27.310	176	214
3	1:43.403	39.606	170	35.072	204	28.725	175	202	17	1:37.275	36.710	172	33.378	205	27.187	176	214
4	1:40.586	38.408	170	34.083	206	28.095	177	215	18	1:37.802	37.109	170	32.994	207	27.699	176	214
5	1:42.609	37.646	170	35.512	196	29.451	174	218	19	1:37.620	36.875	170	33.498	206	27.247	177	216
6	1:41.065	39.152	169	34.199	206	27.714	176	198	20	1:50.030	36.693	170	33.878	206	39.459	58	218
7	1:38.257	37.209	171	33.361	206	27.687	177	218	21	4:45.269	3:39.326	169	36.791	202	29.152	175	
8	1:38.020	37.090	170	33.395	206	27.535	176	216	22	1:37.978	36.938	170	33.584	206	27.456	176	216
9	1:38.621	37.344	171	33.482	205	27.795	175	217	23	1:37.177	36.881	170	33.012	206	27.284	176	214
10	1:51.765	37.339	169	33.882	202	40.544	57	216	24	1:37.381	36.824	171	33.183	203	27.374	176	214
11	5:47.049	4:31.394	131	42.860	126	32.795	157		25	1:37.140	36.874	170	32.983	204	27.283	176	215
12	1:45.386	40.683	168	36.009	200	28.694	175	175	26	1:37.220	36.908	169	32.973	204	27.339	174	214
13	1:38.848	37.612	170	33.620	206	27.616	176	213	27	1:37.102	36.939	169	33.019	205	27.144	176	213
14	1:37.763	37.255	171	33.106	206	27.402	176	213	28	1:58.040	36.911	169	33.191	204	47.938	39	214



ADAC TCR Germany



Sector List Testsession 4

Provisional

Motorsportarena Oschersleben, Length: 3696m

Air temperature: 11.62°C

Track temperature: 13.04°C

Weather condition: Dry

DMSB Reg. Nr.:

Tuesday, April 11, 2017 15:00:00

Lap	Time	SE1	SP1	SE2	SP2	SE3	SP3	TSP	Lap	Time	SE1	SP1	SE2	SP2	SE3	SP3	TSP
10	1:47.413	36.990	171	32.683	204	37.740	55	211	20	1:50.506	37.104	167	33.591	171	39.811	45	214

28 Eberle, CHE

theoretical besttime: 1:35.120

1	4:41.412					4:41.412			14	1:35.528	36.096	170	32.180	204	27.252	173	212
2	2:55.382	1:27.562	80	53.063	89	34.757	169		15	1:53.869	36.804	171	33.916	204	43.149	34	213
3	1:40.692	38.730	165	33.993	202	27.969	173	205	16	5:02.788	4:01.845	166	33.473	203	27.470	175	
4	1:37.764	37.495	167	32.788	203	27.481	175	213	17	1:36.593	36.597	170	32.503	205	27.493	174	213
5	1:36.671	36.750	167	32.508	204	27.413	174	214	18	1:35.908	36.442	169	32.339	203	27.127	175	214
6	1:36.675	36.638	169	32.642	203	27.395	173	214	19	1:36.277	36.406	169	32.392	204	27.479	174	214
7	1:48.549	36.698	167	33.014	203	38.837	51	212	20	1:35.951	36.346	170	32.278	204	27.327	174	212
8	4:24.474	3:09.686	131	43.149	180	31.639	173		21	1:35.987	36.446	170	32.275	204	27.266	173	213
9	1:37.270	37.390	168	32.722	203	27.158	173	208	22	1:47.850	36.607	170	32.538	204	38.705	40	213
10	1:35.991	36.494	168	32.522	204	26.975	174	212	23	4:04.438	2:43.974	168	35.415	198	45.049	36	
11	1:35.260	36.236	170	32.072	204	26.952	174	211	24	2:10.451	1:08.358	162	34.597	203	27.496	174	
12	1:35.428	36.250	170	32.090	204	27.088	175	213	25	1:36.532	36.665	170	32.415	204	27.452	175	214
13	1:35.368	36.189	170	32.085	205	27.094	174	214	26	2:10.904	36.768	168	38.923	142	55.213	45	215

35 Rhyn

theoretical besttime: 1:37.322

1	3:04.273	1:40.916	84	49.679	98	33.678	142		10	3:19.665	2:14.838	164	36.361	186	28.466	171	
2	1:53.011	44.908	100	38.351	191	29.752	169	176	11	1:38.024	37.383	166	33.176	201	27.465	170	
3	1:41.161	38.124	164	34.264	198	28.773	170		12	1:38.010	37.174	166	33.216	200	27.620	170	
4	1:39.420	37.907	165	33.760	201	27.753	171		13	1:37.729	37.016	165	33.188	200	27.525		
5	1:41.433	37.519	166	35.701	201	28.213	171		14	1:38.397	37.064	166	33.844	201	27.489	170	
6	1:38.029	37.061	166	33.503	200	27.465	170		15	1:37.575	36.973	166	32.971	201	27.631	169	
7	1:37.533	36.935	167	33.182	201	27.416	171		16	1:37.906	37.219	166	33.211	200	27.476	168	
8	1:37.997	37.109	167	33.344	200	27.544	170		17	1:38.103	37.152	166	33.410	201	27.541	169	
9	1:51.527	37.453	165	33.489	183	40.585			18	2:03.055	42.062	149	36.355	147	44.638		

36 Calcum, DEU

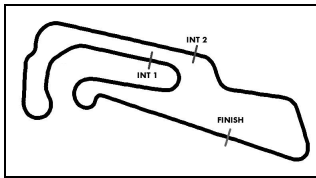
theoretical besttime: 1:36.106

1	2:26.112	1:01.512	101	45.139	160	39.461	61		14	1:38.764	37.851	164	33.255	197	27.658	170	206
2	2:15.933	1:08.608	162	36.427	194	30.898	171		15	1:38.571	37.670	165	33.211	197	27.690	171	204
3	1:42.386	39.115	166	34.597	198	28.674	167	206	16	1:37.846	37.459	165	33.018	198	27.369	172	204
4	1:42.842	38.363	166	34.584	196	29.895	174	212	17	1:38.124	37.592	164	33.059	196	27.473	170	205
5	1:52.776	40.178	164	35.196	182	37.402	62	212	18	1:38.302	37.702	164	33.122	196	27.478	171	206
6	4:40.234	3:33.451	169	38.244	164	28.539	181		19	1:50.527	39.666	129	34.308	187	36.553	56	206
7	1:38.397	37.796	170	33.139	207	27.462	182	218	20	5:20.303	4:17.677	175	33.154	208	29.472	175	
8	1:37.683	36.986	173	32.788	209	27.909	181	218	21	1:36.325	36.828	173	32.535	208	26.962	183	221
9	1:37.027	37.016	173	32.693	206	27.318	182	218	22	1:46.436	42.171	88	35.785	186	28.480	180	221
10	1:36.743	36.765	174	32.655	208	27.323	183	220	23	1:48.614	37.592	172	34.312	190	36.710	56	218
11	1:36.359	36.805	172	32.649	208	26.905	182	220	24	4:03.886	3:01.554	166	34.651	205	27.681	183	
12	1:50.989	36.867	174	32.669	208	41.453	43	218	25	1:36.996	37.022	173	32.931	209	27.043	185	220
13	3:22.737	2:18.544	165	35.998	197	28.195	172		26	1:52.560	36.767	172	32.436	210	43.357	42	223

38 Wolfe

theoretical besttime: 1:35.292

1	2:14.743	59.413	98	44.058	175	31.272	148		14	1:37.493	36.908	169	32.964	200	27.621	170	214
2	2:05.261	41.460	165	37.009	180	46.792	51	172	15	1:37.865	37.188	169	33.059	204	27.618	169	214
3	5:30.028	4:23.963	135	36.711	176	29.354	170		16	1:54.609	37.052	170	33.787	203	43.770	51	212
4	1:39.925	38.246	166	33.594	203	28.085	170	209	17	4:23.896	3:18.995	147	35.897	175	29.004	167	
5	1:37.866	37.596	169	32.838	200	27.432	170	198	18	1:38.474	37.783	166	33.253	196	27.438	170	205
6	1:36.955	36.699	169	32.819	202	27.437	166	214	19	1:36.407	36.457	169	32.288	205	27.662	170	213
7	1:38.025	36.796	168	33.586	202	27.643	170	211	20	1:35.405	36.189	169	32.109	204	27.107	171	214
8	1:37.772	36.856	170	33.370	200	27.546	168	214	21	1:35.582	36.266	169	32.322	205	26.994	171	211
9	1:53.861	36.838	169	32.854	201	44.169	53	214	22	1:35.738	36.201	170	32.472	203	27.065	171	214
10	5:06.436	4:05.036	168	33.421	201	27.979	171		23	1:36.010	36.280	169	32.498	204	27.232	171	214
11	1:38.429	37.245	168	33.741	202	27.443	171	214	24	1:53.993	36.318	170	32.587	205	45.088	43	216
12	1:37.554	36.835	169	33.149	204	27.570	170	215	25		2:24.112	167	33.510	201			
13	1:36.880	36.697	170	32.702	204	27.481	169	213									



ADAC TCR Germany

Sector List Testsession 4



Provisional

Motorsportarena Oschersleben, Length: 3696m

Air temperature: 11.62°C

Track temperature: 13.04°C

Weather condition: Dry

DMSB Reg. Nr.:

Tuesday, April 11, 2017 15:00:00

Lap	Time	SE1	SP1	SE2	SP2	SE3	SP3	TSP	Lap	Time	SE1	SP1	SE2	SP2	SE3	SP3	TSP						
39		Thoma																theoretical besttime: 1:35.808					
1	2:23.847	59.813	99	44.101	170	39.933	61		11	5:21.108	4:14.266	105	37.993	192	28.849	162							
2	2:14.166	1:01.041	163	34.786	199	38.339	55		12	1:39.208	38.689	161	33.420	201	27.099	172	195						
3	2:10.898	1:08.838	164	34.142	199	27.918	171		13	1:36.580	36.692	166	32.890	200	26.998	173	206						
4	1:38.630	37.458	167	33.636	198	27.536	172	209	14	1:35.808	36.557	168	32.294	202	26.957	171	207						
5	1:39.659	37.303	166	33.314	190	29.042	173	210	15	1:49.095	36.614	168	33.368	200	39.113	54	206						
6	1:37.588	37.398	167	32.961	198	27.229	171	212	16	5:22.862	4:15.127	162	36.437	198	31.298	169							
7	1:38.205	37.363	166	32.923	198	27.919	174	208	17	1:46.273	38.935	165	36.154	160	31.184	170	207						
8	1:39.245	37.287	166	34.427	200	27.531	171	211	18	1:41.609	38.013	166	33.909	201	29.687	171	209						
9	1:38.341	37.513	165	33.187	200	27.641	169	209	19	1:38.215	37.600	167	33.044	201	27.571	171	208						
10	1:48.350	38.129	164	33.655	201	36.566	59	207	20		38.600	166	35.070	200			207						

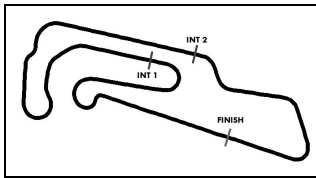
40		Koster, NLD																theoretical besttime: 1:36.130					
1	2:33.833	1:24.582	147	38.532	168	30.719	171		13	9:11.624	8:06.094	98	36.490	200	29.040	172							
2	1:45.686	39.747	166	37.029	200	28.910	173	172	14	1:37.908	37.202	168	33.280	204	27.426	173	209						
3	1:41.588	39.460	163	34.071	200	28.057	173	174	15	1:36.950	36.473	169	33.098	203	27.379	173	210						
4	1:39.609	38.055	168	33.736	205	27.818	172	212	16	1:37.362	36.417	168	33.280	204	27.665	174	211						
5	1:38.984	37.227	168	33.600	204	28.157	175	213	17	1:36.280	36.282	167	32.828	204	27.170	174	211						
6	1:38.896	37.324	167	33.915	204	27.657	175	211	18	2:07.342	43.597	111	36.571	198	47.174	49	212						
7	1:38.183	36.972	167	33.732	202	27.479	173	214	19	4:38.196	3:31.967	103	36.872	185	29.357	171							
8	1:37.796	36.837	168	33.526	204	27.433	173	212	20	1:37.377	36.793	167	32.921	202	27.663	175	210						
9	1:37.868	36.666	168	33.437	203	27.765	170	211	21	1:36.844	36.520	169	33.029	203	27.295	173	213						
10	1:42.154	40.713	168	33.651	204	27.790	171	208	22	1:36.334	36.486	170	32.711	203	27.137	175	211						
11	1:38.245	36.838	165	33.763	202	27.644	173	212	23	2:30.868	49.344	151	38.997	142	1:02.527	36	136						
12	2:10.282	38.859	143	39.026	193	52.397	48	211															

41		Kirsch, DEU																theoretical besttime: 1:34.324					
1	2:29.096	1:13.777	132	44.086	166	31.233	173		10	6:43.293	5:33.728	83	39.296	185	30.269	163							
2	1:41.983	38.834	169	34.929	201	28.220	174	209	11	1:40.250	36.994	171	32.487	206	30.769	176	204						
3	1:39.175	37.594	168	33.632	203	27.949	175	213	12	1:35.525	36.300	172	32.259	206	26.966	176	213						
4	1:36.860	36.771	170	32.870	203	27.219	174	212	13	2:00.027	40.114	146	36.488	185	43.425	59	212						
5	1:37.221	36.792	167	32.773	203	27.656	176	213	14	5:05.041	3:55.836	123	39.452	147	29.753	175							
6	1:36.597	36.603	171	32.742	203	27.252	175	214	15	1:50.037	43.465	132	36.143	138	30.429	176	214						
7	1:54.200	37.663	166	34.061	195	42.476	56	214	16	1:35.033	36.179	173	32.258	206	26.596	177	214						
8	5:52.598	4:50.228	138	34.184	179	28.186	175		17	1:34.407	35.822	171	31.906	206	26.679	176	214						
9	2:12.785	37.046	169	52.133	180	43.606	58	212	18	1:57.416	37.756	148	36.557	166	43.103	55	215						

42		Niedertscheider, AUT																theoretical besttime: 1:35.688					
1	1:54.479					1:54.479			13	1:36.162	36.602	163	32.450	202	27.110	172	213						
2	2:23.639	1:09.106	145	41.074	152	33.459	161		14	1:49.848	36.602	167	33.184	194	40.062	60	213						
3	2:07.413	44.419	155	37.834	198	45.160	58	138	15	5:40.912	4:35.728	135	35.056	197	30.128	170							
4	5:40.095	4:29.753	155	39.311	132	31.031	169		16	1:38.279	37.004	167	33.896	201	27.379	172	209						
5	1:43.347	39.368	162	35.509	193	28.470	170	209	17	1:37.284	36.856	167	33.169	199	27.259	173	211						
6	1:38.090	37.624	166	32.934	201	27.532	171	211	18	1:36.693	36.721	168	32.667	201	27.305	171	215						
7	1:36.357	36.755	160	32.513	202	27.089	171	210	19	1:37.116	37.067	165	32.831	201	27.218	171	210						
8	1:36.235	36.434	168	32.485	203	27.316	172	211	20	1:36.522	36.645	168	32.580	202	27.297	172	213						
9	1:44.835	38.533	164	37.253	200	29.049	170	211	21	1:38.904	36.742	168	34.160	204	28.002	172	214						
10	1:36.526	36.848	168	32.578	203	27.100	172	207	22	1:49.174	37.154	166	33.300	203	38.720	56	212						
11	1:36.171	36.572	167	32.600	201	26.999	172	214	23	7:36.068	6:34.346	167	33.966	201	27.756	173							
12	1:35.855	36.591	168	32.255	202	27.009	172	213	24	1:38.177	36.904	168	33.435	201	27.838	174	215						

44		Kaibach, AUT																theoretical besttime:					
1	56:33.487	54:54.167	144	44.590	154	54.730	43																

54		Reicher, AUT																theoretical besttime: 1:34.648					
1	3:22.680	2:08.859	103	42.159	125	31.662	144		15	1:35.605	36.181	170	32.437	204	26.987	173	212						
2	1:52.348	44.606	161	38.035	138	29.707	175	147	16	1:48.526	36.529	168	32.428	203	39.569	55	209						
3	1:44.654	36.777	169	35.423	124	32.454	175	212	17	3:19.652	2:18.956	167	33.231	203	27.465	172							
4	1:35.292	36.179	168	32.295	203	26.818	175	213	18	1:36.377	36.389	168	32.845	203	27.143	173	209						
5	1:34.785	35.932	169	32.202	201	26.651	174	214	19	1:36.002	36.388	168	32.489	203	27.125	172	210						
6	1:37.673	36.769	167	33.355	193	27.549	176	212	20	1:36.157	36.375	168	32.539	203	27.243	172	211						



ADAC TCR Germany

Sector List Testsession 4

Provisional



Motorsportarena Oschersleben, Length: 3696m

Air temperature: 11.62°C

Track temperature: 13.04°C

Weather condition: Dry

DMSB Reg. Nr.:

Tuesday, April 11, 2017 15:00:00

Lap	Time	SE1	SP1	SE2	SP2	SE3	SP3	TSP	Lap	Time	SE1	SP1	SE2	SP2	SE3	SP3	TSP
11	1:41.034	37.315	168	34.845	201	28.874	170	210	25	1:39.256	37.622	167	33.592	201	28.042	172	210
12	1:55.754	37.858	167	34.358	200	43.538	57	208	26	1:39.309	37.424	166	33.971	199	27.914	170	212
13	6:05.612	4:58.238	158	37.330	171	30.044	166		27	2:14.810	38.721	165	42.917	135	53.172	45	205
14	1:42.239	38.443	167	34.663	200	29.133	171	193									

88 Oestreich

theoretical besttime: 1:35.019

1	1:19.122					1:19.122			13	1:38.087	37.236	170	32.989	204	27.862	173	212
2	2:18.581	1:06.555	115	41.276	166	30.750	168		14	1:48.900	37.910	171	33.312	203	37.678	58	212
3	1:45.788	39.417	168	34.870	199	31.501	173	187	15	5:53.804	4:52.342	166	33.958	204	27.504	176	
4	1:39.832	38.474	169	33.622	203	27.736	175	211	16	1:38.150	36.677	170	34.058	204	27.415	176	213
5	1:38.625	37.067	171	34.058	202	27.500	175	214	17	1:37.398	36.922	170	32.993	204	27.483	175	214
6	1:37.314	36.953	170	33.034	203	27.327	175	214	18	1:37.412	36.839	170	32.941	203	27.632	175	213
7	1:50.444	37.024	171	33.646	202	39.774	60	214	19	1:47.960	37.059	170	32.969	205	37.932	60	214
8	7:34.594	6:32.964	170	33.883	203	27.747	175		20	6:35.815	5:29.819	128	35.011	190	30.985	177	
9	1:37.881	37.134	170	33.126	203	27.621	175	213	21	1:50.723	41.463	92	39.803	102	29.457	176	215
10	1:38.204	37.460	169	33.144	204	27.600	175	213	22	1:35.451	36.500	170	32.188	204	26.763	175	213
11	1:38.030	37.223	167	33.196	203	27.611	174	211	23	1:35.050	36.118	171	32.219	204	26.713	177	214
12	1:38.876	37.852	168	33.154	203	27.870	174	211	24	2:06.160	43.123	114	35.395	166	47.642	46	215